



# ALKALI METALS LTD.,

Plot B-5, Block III, IDA, UPPAL, Hyderabad - 500 039, India  
CIN: L27109TG1968PLC001196

Tel :- 91-40-2756 2932 / 2720 1179 Fax:- 91-40-2756 2634 / 2720 1454  
Email: [alkalimetals@alkalimetals.com](mailto:alkalimetals@alkalimetals.com) ; Website : [www.alkalimetals.com](http://www.alkalimetals.com)

AN ISO 9001 & 14001 COMPANY



Manufacturers of Sodium Amide, Sodium Alkoxides, Sodium Hydride, Sodium Azide, Teravolts,  
Amino Pyridines, Pyridine Derivatives, Cyclic Compounds, Fine Chemicals, Oleo Chemicals & Oleoresins

AML/Stock Exchange/BM/BSE/20161028

Date: 28<sup>th</sup> October, 2016

To  
The General Manager  
Department of Corporate Services,  
The Bombay Stock Exchange Limited,  
Phiroze Jeejeebhoy Towers,  
Dalal Street,  
Mumbai-400001  
Ph: 022-22721234  
Fax: 022-22723121

Dear Sir,

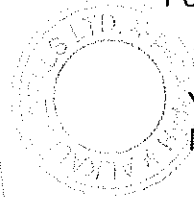
**Sub:** Outcome of Board Meeting-Reg.,  
**Ref:** Alkali Metals Ltd., Scrip Code: 533029

In the 233<sup>rd</sup> Meeting of the Board of Directors of the company held on Friday 28<sup>th</sup> October, 2016 at 11:30 A.M., the board considered and approved the Un-audited Financial Results of the Company pursuant to regulation 33 of the SEBI (Listing Obligations and Disclosure Requirements) 2015 for the quarter ended 30.09.2016 and to publish the same.

A copy of the un-audited financial results in the specified format along with Auditor Limited Review Report is enclosed for the kind information and record.

Thanking You

Yours faithfully,  
For Alkali Metals Limited



*Y.S.R. Venkata Rao*  
Y.S.R. Venkata Rao  
Managing Director  
DIN: 00345524

**ALKALI METALS LTD.,(An ISO 9001-14001 accredited company)**  
**UNAUDITED FINANCIAL RESULTS FOR THE QUARTER ENDED 30-09-2016**

(Amount Rupees in Lakhs)

Particulars	For the Quarter Ended			For the Year Ended		
	3 Months ended 30-09-2016	3 Months ended 30-06-2016	3 Months ended 30-09-2015	Year to date figures for half year ended 30-09-2016	Year to date figures for the half year ended 30-09-2015	Year to date figures for the year ended 31-03-2016
	Un Audited	Un Audited	Unaudited	Un Audited	Unaudited	Audited
1. (a) Net Sales/Income from operations (Net of Excise Duty)	1,352.64	1,378.75	1,827.65	2,731.39	3,247.45	7,328.16
<b>Total Income from Operations (Net)</b>	<b>1,352.64</b>	<b>1,378.75</b>	<b>1,827.65</b>	<b>2,731.39</b>	<b>3,247.45</b>	<b>7,328.16</b>
2. Expenses						
a. Cost of material consumed	732.52	728.52	890.37	1,461.04	1,729.50	3,920.84
b. Change in inventories of finished goods, work in progress & stock in trade	-78.00	-44.63	2.96	-122.63	-89.52	-60.34
c. Employees benefit expense	180.37	192.16	158.95	372.53	305.80	737.19
d. Depreciation	93.08	92.32	94.37	185.40	188.47	375.30
e. Power & Fuel	148.72	151.87	207.81	300.59	377.18	774.27
f. Repairs & Maintenance	29.43	12.67	20.11	42.10	33.71	68.84
g. Manufacturing Expenses	69.61	53.01	90.93	122.62	150.60	333.35
h. R & D Expenditure	30.90	27.48	12.83	58.38	24.96	71.74
i. Administrative Expenses	16.76	24.02	14.96	40.78	29.92	94.78
j. Marketing Expenses	51.77	38.47	52.27	90.24	106.87	277.86
k. Other expenditure (any item exceeding 10% of the total expenses relating to continuing operations to be shown separately)	23.74	26.76	23.35	50.50	54.43	117.22
<b>Total Expenses</b>	<b>1,298.89</b>	<b>1,302.66</b>	<b>1,568.91</b>	<b>2,601.55</b>	<b>2,911.91</b>	<b>6,711.05</b>
3. Profit/(Loss) from Operations before Other income, Finance costs and Exceptional Items (1- 2)	53.75	76.09	258.74	129.83	335.55	617.11
4. Other Income	14.26	3.46	17.37	17.72	30.67	25.16
<b>5. Profit/(Loss) from ordinary activities before Finance costs and Exceptional Items (3+/-4)</b>	<b>68.01</b>	<b>79.55</b>	<b>276.11</b>	<b>147.56</b>	<b>366.21</b>	<b>642.28</b>
6. Finance Costs	61.92	56.94	103.27	118.86	202.03	343.64
<b>7. Profit/(Loss) from ordinary activities after finance costs but before Exceptional Items (5+/-6)</b>	<b>6.09</b>	<b>22.61</b>	<b>172.84</b>	<b>28.70</b>	<b>164.18</b>	<b>298.63</b>
8. Exceptional items	0.00	0.00	0.00	0.00	0.00	0.00
<b>9. Profit/(Loss) from ordinary activities before tax (7+/-8)</b>	<b>6.09</b>	<b>22.61</b>	<b>172.84</b>	<b>28.70</b>	<b>164.18</b>	<b>298.63</b>
10. tax expense - Current year	1.24	4.61	33.48	5.85	33.48	62.38
- Earlier years	0.00	0.00	0.00	0.00	0.00	73.11
- Mat Credit entitlement	-1.24	-4.61	-33.48	-5.85	-33.48	-62.38
Deferred tax - Current year	0.00	0.00	0.00	0.00	0.00	0.00
<b>11. Net Profit (+)/ Loss (-) from Ordinary Activities after tax (9-10)</b>	<b>6.09</b>	<b>22.61</b>	<b>172.84</b>	<b>28.70</b>	<b>164.18</b>	<b>225.52</b>
12. Extraordinary Items (net of tax expense Rs. NIL)	0.00	0.00	0.00	0.00	0.00	0.00

For ALKALI METALS LTD.

*Usman*

Managing Director

13. Net Profit(+)/Loss(-) for the period (11+/-12)	6.09	22.61	172.84	28.70	164.18	225.52
14. Share of profit/(loss) of associates	0.00	0	0	0.00	0.00	0.00
15. Minority interest	0.00	0	0	0.00	0.00	0.00
16. Net Profit/(Loss) after taxes, minority interest and share of profit/(loss) of associates (13+/-14+/-15)	6.09	22.61	172.84	28.70	164.18	225.52
17. Paid-up equity share capital (Face Value of the Share Rs.10/- each)	1,018.25	1,018.25	1,018.25	1,018.25	1,018.25	1,018.25
18. Reserves excluding Revaluation Reserves as per balance sheet of previous accounting year	3,913.88	3,913.88	3,835.42	3,913.88	3,835.42	3,835.42
19. i) Earnings per Share (before extraordinary items) (of Rs.10/- each(not annualised)						
a) Basic	0.06	0.22	1.70	0.28	1.61	2.21
b) Diluted	0.06	0.22	1.70	0.28	1.61	2.21
19. ii) Earnings per Share (after extraordinary items) (of Rs.10/-each(not annualised)						
a) Basic	0.06	0.22	1.70	0.28	1.61	2.21
b) Diluted	0.06	0.22	1.70	0.28	1.61	2.21

For ALKALI METALS LTD.

*Signature*

Managing Director

Notes:-

1. The above un-audited financial results as reviewed by the Audit Committee have been approved by the Board of Directors at their meeting held on 28th Oct, 2016.
2. Previous year and previous quarter figures have been re-grouped or re-classified wherever necessary.
3. EPS for the quarter and year-to-date was calculated as per AS 20.

#### 4. SEGMENT REPORTING


As the Company is predominantly engaged in the manufacture and sale of chemicals where the risks and returns associated with the products are uniform, the Company has identified Geographical Segments based on location of customers as reportable segments in accordance with AS - 17 issued by ICAI.

(Rupees in Lakhs)

Geographic Location	3 months ended 30-09-2016	3 months ended 30-06-2016	3 months ended 30-09-2015	Year to date figures for the half year ended 30-09-2016	Year to date figures for the half year ended 30-09-2015	Year to date figures for the year ended 31-03-2016
<b>Revenue</b>						
Domestic	841.44	752.07	883.35	1,593.51	1,605.53	3,522.04
Export	511.20	626.67	944.30	1,137.87	1,641.92	3,806.12
Total	1,352.64	1,378.74	1,827.65	2,731.38	3,247.45	7,328.16
<b>Trade Receivables</b>						
Domestic	367.68	254.28	467.59	367.68	467.59	282.63
Export	298.42	278.64	644.16	298.42	644.16	847.07
Total	666.10	532.92	1,111.75	666.10	1,111.75	1,129.70
<b>Other Disclosures:</b>						
<b>Carrying amount of Segment assets</b>						
India	8,479.22	8,518.75	8,510.29	8,479.22	8,510.29	7,851.06
<b>Additions to Fixed Assets</b>						
India	-	5.69		5.69	-	49.22

The Company has no assets outside India other than the Trade Receivables.

Date: 28-10-2016  
Place: Hyderabad

  
Y.S.R. Venkata Rao  
Managing Director  
DIN: 00345524

Summary of Assets and Liabilities as on 30/09/2016

(All figures in Rs)

	As At (half year end) 30.09.2016	As At (current year end) 31.03.2016
<b>I. EQUITY AND LIABILITIES</b>		
<b>1. SHAREHOLDERS' FUNDS</b>		
a. Share Capital	101,825,060	101,825,060
b. Reserves and Surplus	402,594,992	399,724,911
<b>Sub-Total – Shareholders' Funds</b>	<b>504,420,052</b>	<b>501,549,971</b>
<b>2. NON-CURRENT LIABILITIES</b>		
a. Long Term Borrowings	19,517,972	24,321,151
b. Other Long Term Liabilities	9,894,000	9,894,000
c. Long Term Provisions	173,458	708,178
<b>Sub-Total – Non-Current Liabilities</b>	<b>29,585,430</b>	<b>34,923,329</b>
<b>3. CURRENT LIABILITIES</b>		
a. Short Term Borrowings	164,031,675	179,215,961
b. Trade Payables	153,410,340	123,642,935
c. Other Current Liabilities	21,068,787	19,944,676
d. Short Term Provisions	5,247,687	10,536,381
<b>Sub-Total – Current Liabilities</b>	<b>343,758,489</b>	<b>333,339,953</b>
<b>TOTAL – EQUITY AND LIABILITIES</b>	<b>877,763,971</b>	<b>869,813,253</b>
<b>II. ASSETS</b>		
<b>1. NON-CURRENT ASSETS</b>		
a. Fixed Assets		
i. Tangible Assets	515,298,159	533,221,745
ii. Intangible Assets	3,174,982	3,880,531
iii. Capital Work-in-progress	13,998,807	4,618,506
b. Long Term Loans and Advances	33,188,000	32,240,823
c. Other Non-Current Assets	-	5,00,000
<b>Sub-Total – Non-Current Assets</b>	<b>565,659,948</b>	<b>574,461,605</b>
<b>2. CURRENT ASSETS</b>		
a. Inventories	191,028,455	126,036,415
b. Trade Receivables	66,610,033	112,970,079
c. Cash and Cash Equivalents	13,367,765	10,284,709
d. Short Term Loans and Advances	40,061,466	44,643,006
e. Other Current Assets	1,036,304	1,417,439
<b>Sub-Total – Current Assets</b>	<b>312,104,023</b>	<b>295,351,648</b>
<b>TOTAL-ASSETS</b>	<b>877,763,971</b>	<b>869,813,253</b>

For ALKALI METALS LTD.

*M. S. RAO*

Managing Director

**LIMITED REVIEW REPORT**


We have reviewed the accompanying statement of unaudited financial results of **ALKALI METALS LIMITED** for the period ended September 30, 2016. This statement is the responsibility of the Company's Management and has been approved by the Board of Directors. Our responsibility is to issue a report on these financial statements based on our review.

We conducted our review in accordance with the Standard on Review Engagement (SRE) 2400, *Engagements to Review Financial Statements* issued by the Institute of Chartered Accountants of India. This standard requires that we plan and perform the review to obtain moderate assurance as to whether the financial statements are free of material misstatement. A review is limited primarily to inquiries of company personnel and analytical procedures applied to financial data and thus provides less assurance than an audit. We have not performed an audit and accordingly, we do not express an audit opinion.

Based on our review conducted as above, nothing has come to our attention that causes us to believe that the accompanying statement of unaudited financial results prepared in accordance with applicable accounting standards and other recognized accounting practices and policies has not disclosed the information required to be disclosed in terms of Regulation 33 of the SEBI (Listing Obligations and Disclosure Requirements) Regulations, 2015 including the manner in which it is to be disclosed, or that it contains any material misstatement.

**For C K S ASSOCIATES**  
Chartered Accountants  
FRN: 007390S



  
**C. KRISHNA BABU**  
Partner  
M.No. 019827

**Hyderabad**  
**October 28, 2016**