



JSW Investments Pvt. Ltd.

Regd. Office: JSW Centre,
Bandra Kurla Complex,
Bandra (East), Mumbai – 400 051
CIN. : U65993MH2005PTC152325
Phone : +91 22 4286 1000
Fax : +91 22 4286 3000
Website : www.jsw.in

October 10, 2016

National Stock Exchange of India Ltd. "Exchange Plaza", C-1, Block G, Bandra-Kurla Complex, Bandra (E), Mumbai - 400 051	BSE Ltd. Phiroze Jeejeebhoy Towers, Dalal Street, Mumbai - 400 001
--	--

Sub: Disclosure under Regulation 31 of the Securities and Exchange Board of India (Substantial Acquisition of Shares and Takeovers), Regulations, 2011


Dear Sir,

In terms of the provisions of Regulation 31 of the SEBI (Substantial Acquisition of Shares and Takeovers) Regulations, 2011, we being Promoter of JSW Energy Limited hereby furnish details of pledge on shares of JSW Energy Limited held by us as per the prescribed format enclosed herewith.

Thanking you,

Yours faithfully,
For JSW Investments Private Limited


Company Secretary



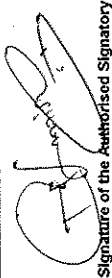
Encl.: As mentioned above
CC:


The Company Secretary
JSW Energy Limited
JSW Centre,
Bandra Kurla Complex,
Bandra (East), Mumbai – 400 051



Disclosure by the Promoter (s) to the Stock Exchanges and to the Target Company for encumbrance of shares / invocation of encumbrance/ release of encumbrance, in terms of Regulation 31 (1) and 31 (2) of SEBI (Substantial Acquisition of Shares and Takeovers) Regulations, 2011

Name of the Target Company (TC)		JSW ENERGY LIMITED											
Names of the Stock Exchanges where the shares of the target company are listed													
1. National Stock Exchange (NSE) 2. Bombay Stock Exchange (BSE)													
Date of Reporting		October 10, 2016											
Name of the promoter or PAC on whose shares encumbrance has been created/released/invoked													
JSW INVESTMENTS PRIVATE LIMITED*													
Details of the creation of encumbrance:													
Name of the promoter (s) or PACs with him	Promoter holding in the target company (1)		Promoter holding already encumbered (2)		Details of events pertaining to encumbrance (3)				Post - event holding of encumbered shares				
	No. of shares	% of total share capital	No. of shares	% of total share capital	Type of event (creation/ release/ invocation)	Date of creation/ invocation release of encumbrance	Type of encumbrance (pledge/ lien/ non disposal undertaking/ others)	Reasons for encumbrance	No. of shares	% of total share capital	Name of the entity in whose favor shares encumbered	No. of shares	% of total share capital
JSW INVESTMENTS PRIVATE LIMITED*	2455,35,507	14.97	2017,32,900	12.30	Creation	01-10-2016	Pledge	Third party pledge	1,54,000	0.01	STCI Finance Limited	2018,86,900	12.31
JSW INVESTMENTS PRIVATE LIMITED*	2455,35,507	14.97	2018,86,900	12.31	Creation	01-10-2016	Pledge	Collateral for loans taken by the Company	3,85,000	0.02	L & T Fincorp Limited	2022,71,900	12.33


Signature of the Authorized Signatory



Place: Mumbai
Date: 10.10.2016

* The details of encumbrances of residual promoters as on 07.10.2016 enclosed herewith as Annexure-1 is an extract of the data available with the Registrar & Share Transfer Agent of the Target Company

JSW ENERGY LIMITED

Details of encumbrance of residual promoters as on 07.10.2016

SLNO	NAME OF THE SHAREHOLDER	TOTAL SHARES HELD		SHARES PLEDGED OR OTHERWISE ENCUMBERED	
		No. of Shares held	As a % of total share capital	No. of shares	As a % of total share capital
1	SAJJAN JINDAL	741,44,262	4.52	-	0.00
2	SAROJ BHARTIA	1,00,000	0.01	-	0.00
3	PRITHVI RAJ JINDAL	370	0.00	-	0.00
4	SEEMA JAJODIA	1,00,000	0.01	-	0.00
5	SANGITA JINDAL	130,83,125	0.80	-	0.00
6	TARINI JINDAL	250,02,225	1.52	-	0.00
7	URMILA BHUWALKA	1,00,000	0.01	1,00,000	0.01
8	NIRMALA GOYAL	1,00,000	0.01	-	0.00
9	TANVI SHETE	250,02,225	1.52	-	0.00
10	PARTH JINDAL	250,02,225	1.52	-	0.00
11	AMBA RIVER COKE LIMITED	57,54,640	0.35	-	0.00
12	JSW STEEL LIMITED	236,25,000	1.44	-	0.00
13	NALWA SONS INVESTMENTS LIMITED	370	0.00	-	0.00
14	JSW STEEL LIMITED	678,49,090	4.14	-	0.00
15	JSW HOLDINGS LIMITED	445	0.00	-	0.00
16	JSW CEMENT LIMITED	15,59,610	0.10	-	0.00
17	NARMADA FINTRADE PRIVATE LIMITED	40,500	0.00	-	0.00
18	JSL LIMITED	1453,32,820	8.86	100,00,000	0.61
19	JSW STEEL COATED PRODUCTS LTD	43,76,770	0.27	-	0.00
20	DANTA ENTERPRISES PRIVATE LIMITED	855,99,613	5.22	451,73,155	2.75
21	GLEBE TRADING PRIVATE LIMITED	1453,32,820	8.86	678,77,178	4.14
22	VIRTUOUS TRADECORP PRIVATE LIMITED	855,99,613	5.22	-	0.00
23	SAHYOG HOLDINGS PRIVATE LIMITED	2567,99,044	15.66	2171,64,000	13.24
24	RATAN JINDAL	370	0.00	-	0.00
	Total	9845,05,137	60.03	3403,14,333	20.75

