

POST BOX NO. 10077
TEL. NOS.: +91 22 2207
9351-54



THE BOMBAY BURMAH TRADING CORPORATION, LIMITED

REGD. OFFICE : 9, WALLACE STREET, FORT,
MUMBAI 400 001, INDIA.

(4 LINES)
FAX : 0091-22- 2207 1612
/ 6772

Email:
bbtcl@bom2.vsnl.net.in
Website: www.bbtcl.com

CIN:
L99999MH1863PLC0002

Ref : GEN 16/2016-2017/7

8th November, 2016.

The Secretary,
Bombay Stock Exchange Ltd.,
Phiroze Jeejeebhoy Towers,
Dalal Street,
MUMBAI 400 001.

Manager – Listing Department,
National Stock Exchange of India Ltd.,
Exchange Plaza, 5th Floor,
Plot No.C/1, 'G' Block,
Bandra-Kurla Complex,
Bandra (E),
MUMBAI 400 051.

Dear Sirs,

Sub : Submission of Unaudited Financial Results for the quarter ending 30th September, 2016 under Regulation 33 of the SEBI (LODR) Regulations, 2015.

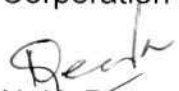
Please find enclosed the Unaudited Financial Results of the Corporation for the quarter ended 30th June, 2016 which was approved at the meeting of the Board of Directors held today, the 8th November, 2016.

The Limited Review Report of the Auditors on the aforesaid results is also enclosed.

The Results are also being uploaded on our website www.bbtcl.com

Thanking you,

Yours faithfully,
For The Bombay Burmah Trading
Corporation Ltd.,


for N. H. Datanwala
Vice President Corporate &
Company Secretary.

Encl : As above.

THE BOMBAY BURMAH TRADING CORPORATION, LIMITED

Registered Office : 9, Wallace Street, Fort, Mumbai 400 001.

CIN : L99999MH1863PLC000002



Rupees in Lakhs

Statement of Unaudited Standalone Financial Results for the Quarter and Six months ended 30th September, 2016


	Particulars	3	Preceding	Corresponding	Year to date	Year to date
		months	3 months	3 months	figures for	figures for the
		ended	ended	ended in the	current period	previous year
		30th	30th	previous year	ended 30th	ended 30th
		September	June	30th September	30th September	September
		2016	2016	2015	2016	2015
		Unaudited	Unaudited	Unaudited	Unaudited	Unaudited
		(Refer Note 4)	(Refer Note 4)	(Refer Note 4)	(Refer Note 4)	(Refer Note 4)
1	Income from Operations					
	(a) Gross Sales / Income from Operations	6,882.43	6,569.04	6,213.35	13,451.47	12,911.38
	(b) Other Operating Income	471.91	177.94	395.27	649.85	522.04
	Total income from Operations (net)	7,354.34	6,746.98	6,608.62	14,101.32	13,433.42
2	Expenses					
	a) Cost of materials consumed	2,083.25	2,126.72	2,019.37	4,209.96	4,137.93
	b) Purchase of stock-in-trade	67.60	56.24	51.56	123.83	89.04
	c) Changes in Inventories of finished goods, work-in-progress and stock-in-trade (including bio-logical assets)	1,758.97	419.42	1,143.17	2,178.39	1,438.92
	d) Employees benefits expense	1,809.23	1,813.62	1,659.62	3,622.85	3,425.24
	e) Depreciation and amortisation expenses	182.63	186.27	160.40	368.90	335.68
	f) Excise duty	207.19	230.92	167.34	438.11	314.21
	g) Other expenses	1,803.27	1,973.19	1,640.96	3,776.46	3,710.31
	Total expenses	7,912.14	6,806.37	6,842.42	14,718.50	13,451.33
3	Profit / (Loss) from operations before other income, finance costs and exceptional items (1-2)	(557.80)	(59.39)	(233.80)	(617.18)	(17.91)
4	Other Income	452.64	503.61	413.09	956.25	888.64
5	Profit / (Loss) from ordinary activities before finance costs and exceptional items (3+4)	(105.16)	444.22	179.29	339.07	870.73
6	Finance costs	892.62	811.36	819.93	1,703.98	1,633.04
7	Profit / (Loss) from ordinary activities after finance costs but before exceptional items (5-6)	(997.79)	(367.14)	(640.64)	(1,364.91)	(762.31)
8	Exceptional Items	-	-	-	-	-
9	Profit / (Loss) from ordinary activities before tax (7+8)	(997.79)	(367.14)	(640.64)	(1,364.91)	(762.31)
10	Tax expense	-	-	-	-	-
11	Net Profit / (Loss) from Ordinary Activities after tax (9-10)	(997.79)	(367.14)	(640.64)	(1,364.91)	(762.31)
12	Extraordinary items	-	-	-	-	-
13	Net Profit / (Loss) for the period (11+12)	(997.79)	(367.14)	(640.64)	(1,364.91)	(762.31)
14	Share of profit / (loss) of associates	-	-	-	-	-
15	Minority Interest	-	-	-	-	-
16	Net Profit/ (Loss) after taxes, minority interest and share of profit / (loss) of associates (13+14+15)	(997.79)	(367.14)	(640.64)	(1,364.91)	(762.31)
14	Other Comprehensive Income (net of tax)	1,232.12	(277.39)	(2,906.10)	954.73	(80.79)
15	Total Comprehensive Income (after tax)	234.34	(644.53)	(3,546.74)	(410.18)	(843.10)
16	Paid-up equity share capital (Face value of the Share - Rs 2/-)	1,395.44	1,395.44	1,395.44	1,395.44	1,395.44
17.i	Earnings per share (before extraordinary items)					
	(of Rs.2/- each) (not annualised) :					
	a) Basic	(1.43)	(0.53)	(0.92)	(1.96)	(1.09)
	b) Diluted	(1.43)	(0.53)	(0.92)	(1.96)	(1.09)
17.ii	Earnings per share (after extraordinary items)					
	(of Rs.2/- each) (not annualised) :					
	a) Basic	(1.43)	(0.53)	(0.92)	(1.96)	(1.09)
	b) Diluted	(1.43)	(0.53)	(0.92)	(1.96)	(1.09)



Segment Wise Revenue, Results, Assets, Liabilities and Capital Employed

Rupees in Lakhs

Particulars	3 months	Preceding 3 months	Corresponding 3 months	Year to date figures for	Year to date figures for the
	ended	ended	ended in the	current period	previous year
	30th September 2016	30th June 2016	previous year 30th September 2015	ended 30th September 2016	ended 30th September 2015
	Unaudited	Unaudited	Unaudited (Refer Note 4)	Unaudited	Unaudited (Refer Note 4)
1 Segment Revenue					
a) Plantations (Tea)	2,212.93	2,181.14	2,164.96	4,394.07	4,318.99
b) Plantations (Coffee)	1,501.19	1,256.41	903.96	2,757.60	2,321.59
c) Auto Electrical Components	2,766.98	2,681.37	2,649.88	5,448.35	5,194.32
d) Investments	527.86	386.64	640.07	914.50	1,039.43
e) Healthcare	626.87	592.19	564.57	1,219.06	1,188.97
f) Others	171.15	152.84	98.26	323.99	258.76
Total	7,806.98	7,250.59	7,021.70	15,057.57	14,322.05
Less : Inter Segment Revenue	-	-	-	-	-
Net Sales / Income from Operations	7,806.98	7,250.59	7,021.70	15,057.57	14,322.05
2 Segment Results					
a) Plantations (Tea)	(750.02)	(27.02)	(681.16)	(777.04)	(769.61)
b) Plantations (Coffee)	40.39	44.62	62.76	85.01	304.02
c) Auto Electrical Components	341.30	278.33	312.97	619.62	602.38
d) Investments	527.86	386.64	640.07	914.50	1,039.43
e) Healthcare	126.14	110.40	140.81	236.54	265.46
f) Others	57.49	83.66	26.59	141.15	131.81
Total	343.16	876.62	502.04	1,219.79	1,573.49
Less : i) Interest	(892.62)	(811.36)	(819.93)	(1,703.98)	(1,633.04)
ii) Other Un-allocable expenditure net	(448.33)	(432.40)	(322.74)	(880.72)	(702.76)
Total Profit / (Loss) before Tax	(997.79)	(367.14)	(640.63)	(1,364.91)	(762.31)
3 Segment Assets					
a) Plantations (Tea)	6,373.12	7,971.27	9,747.19	6,373.12	9,747.19
b) Plantations (Coffee)	8,756.93	7,850.30	7,346.56	8,756.93	7,346.56
c) Auto Electrical Components	6,473.38	6,697.60	6,718.18	6,473.38	6,718.18
d) Investments	34,128.51	32,904.72	41,561.52	34,128.51	41,561.52
e) Healthcare	1,280.87	1,233.68	1,372.85	1,280.87	1,372.85
f) Others	3,053.23	3,066.17	2,875.97	3,053.23	2,875.97
g) Unallocated	4,603.28	3,946.28	4,474.99	4,603.28	4,474.99
Total Segment Assets	64,669.32	63,670.03	74,097.25	64,669.32	74,097.25
4 Segment Liabilities					
a) Plantations (Tea)	1,268.98	1,211.93	1,332.75	1,268.98	1,332.75
b) Plantations (Coffee)	362.17	180.95	255.99	362.17	255.99
c) Auto Electrical Components	2,078.10	1,619.16	1,563.74	2,078.10	1,563.74
d) Investments	4,000.00	4,000.00	4,500.00	4,000.00	4,500.00
e) Healthcare	220.24	188.55	179.46	220.24	179.46
f) Others	42.16	50.30	107.38	42.16	107.38
g) Unallocated	30,485.74	30,172.01	29,072.12	30,485.74	29,072.12
Total Segment Liabilities	38,457.39	37,422.90	37,011.45	38,457.39	37,011.45
5 Capital Employed					
(Segment Assets Less Segment Liabilities)					
a) Plantations (Tea)	5,104.14	6,759.34	8,414.44	5,104.14	8,414.44
b) Plantations (Coffee)	8,394.76	7,669.35	7,090.57	8,394.76	7,090.57
c) Auto Electrical Components	4,395.28	5,078.44	5,154.44	4,395.28	5,154.44
d) Investments	30,128.51	28,904.72	37,061.52	30,128.51	37,061.52
e) Healthcare	1,060.63	1,045.13	1,193.39	1,060.63	1,193.39
f) Others	3,011.07	3,015.87	2,768.59	3,011.07	2,768.59
g) Unallocated	(25,882.46)	(26,225.73)	(24,597.13)	(25,882.46)	(24,597.13)
Total Capital Employed	26,211.93	26,247.13	37,085.81	26,211.93	37,085.81



Notes:**1. Standalone Statement of Assets and Liabilities**

(Rs. in Lakhs)

Sr. No.	Particulars	As at	30th
		September, 2016	
		Unaudited	
(A)	ASSETS		
(1)	Non-current assets		
	(a) Property, Plant and Equipment		11,347.26
	(b) Capital work-in-progress		225.43
	(c) Other Intangible assets		29.09
	(d) Biological Assets other than bearer plants		57.01
	(e) Financial Assets		
	(i) Investments		21,852.12
	(ii) Loans		4,273.22
	(iii) Others		30.09
	(f) Deferred tax assets (net)		415.11
	(g) Other non-current assets		2,839.40
	Total - Non Current Assets		41,068.73
(2)	Current assets		
	(a) Inventories		7,414.28
	(b) Financial Assets		
	(ii) Trade receivables		3,496.83
	(iii) Cash and cash equivalents		983.63
	(v) Loans		6,852.11
	(vi) Others		72.08
	(c) Other current assets		4,781.67
	Total - Current Assets		23,600.60
	Total Assets		64,669.33
(B)	EQUITY AND LIABILITIES		
	Equity		
	(a) Equity Share capital		1,396.27
	(b) Other Equity		24,815.66
	Total - Equity		26,211.93
	Liabilities		
(1)	Non-current liabilities		
	(a) Financial Liabilities		
	(i) Borrowings		6,786.91
	(ii) Other financial liabilities		56.78
	(b) Provisions		2.16
	Total - Non-Current Liabilities		6,845.85
(2)	Current liabilities		
	(a) Financial Liabilities		
	(i) Borrowings		23,059.59
	(ii) Trade payables		1,685.55
	(iii) Other financial liabilities		6,027.16
	(b) Other current liabilities		514.37
	(c) Provisions		324.88
	Total - Current Liabilities		31,611.55
	Total - Equity and Liabilities		64,669.33



Notes (continued):

- 2 The above financial results have been reviewed by the Audit Committee and having been recommended by it to the Board for approval, were approved by the Board at its meeting held on 8th November, 2016.
- 3 Reconciliation of net loss as previously reported on account of transition from the previous Indian GAAP to Ind AS for the quarter and six months ended 30/09/2015:

Sr. No.	Particulars	Rs. In Lakhs	
		Quarter ended 30/09/2015	Six Months ended 30/09/2015
		Unaudited	Unaudited
	Net loss for the period under Previous Indian GAAP	(572.34)	(658.02)
(a)	On account of depreciation and amortisation	(17.59)	(35.02)
(b)	On account of recognition of bio-logical assets at fair value	(33.03)	(113.90)
(c)	On account of actuarial gain/(loss) on employment benefit recognised in Other Comprehensive Income	22.42	44.83
(d)	On account of recognition of mark to market gain on forward contracts	(38.78)	(22.93)
(e)	Other Ind AS adjustments	(1.30)	22.73
	Net loss for the period under Ind AS	(640.64)	(762.31)
	Other Comprehensive Income (net of tax)	(2,906.10)	(80.79)
	Total Comprehensive Income for the period	(3,546.74)	(843.10)

- 4 The Company has adopted the Indian Accounting Standards (Ind AS) from 1st April 2016. The figures for the quarter and six months ended 30/09/2015 are also Ind AS compliant. They have not been subjected to limited review or audit. However, the management has exercised necessary due diligence to ensure that the financial results provide a true and fair view of the Corporation's affairs.
- 5 Expenditure of Rs.539.58 lakhs (Previous period Rs.733.14 lakhs) incurred during the half year at the Coffee estates has been carried forward and will be accounted against the current season's coffee crop from November, 2016.
- 6 Although there has been no increase in remuneration paid to the Managing Director, Mr.Ness Wadia for Financial Year 2015-16, in view of inadequacy of Profits, the Corporation has made an application to the Central Government for approval to the payment of of Rs. 289.98 lakhs (excluding retrials of Rs.58.75 lakhs) for the year as it is in excess of the limits prescribed by schedule V of the Companies Act, 2013.
- 7 The figures for the previous period have been regrouped wherever necessary.

On behalf of the Board

Ness Wadia
Ness Wadia
Managing Director



Mumbai,
8th November, 2016

B S R & Co. LLP

Chartered Accountants

5th Floor, Lodha Excelus,
Apollo Mills Compound
N. M. Joshi Marg, Mahalaxmi
Mumbai - 400 011
India

Telephone +91 (22) 4345 5300
Fax +91 (22) 4345 5399

Limited Review Report on Quarterly and Year to Date unaudited Financial Results of The Bombay Burmah Trading Corporation, Limited pursuant to the Regulation 33 of the SEBI (Listing Obligations and Disclosure Requirements) Regulations, 2015

To The Board of Directors of The Bombay Burmah Trading Corporation, Limited

We have reviewed the accompanying statement of unaudited financial results ('the Statement') of The Bombay Burmah Trading Corporation, Limited ('the Company') for the quarter and six months ended 30 September 2016, attached herewith, being submitted by the Company pursuant to the requirements of Regulation 33 of the SEBI (Listing Obligations and Disclosure Requirements) Regulations, 2015. Attention is drawn to the fact that the figures for the corresponding quarter and six months ended 30 September 2015, including the reconciliation of net profit under Ind AS of the corresponding quarter and six months with net profit reported under previous GAAP, as reported in these financial results have been approved by the Company's Board of Directors but have not been subjected to review.


This Statement is the responsibility of the Company's Management and has been approved by the Board of Directors in their meeting held on 8 November 2016. Our responsibility is to issue a report on the Statement based on our review.

We conducted our review in accordance with the Standard on Review Engagement (SRE) 2410, "Review of Interim Financial Information Performed by the Independent Auditor of the Entity", issued by the Institute of Chartered Accountants of India. This Standard requires that we plan and perform the review to obtain moderate assurance as to whether the financial statements are free of material misstatement. A review is limited primarily to inquiries of Company personnel and analytical procedures applied to financial data and thus provides less assurance than an audit. We have not performed an audit and accordingly, we do not express an audit opinion.

Based on our review conducted as above, nothing has come to our attention that causes us to believe that the accompanying Statement prepared in accordance with applicable accounting standards i.e. Ind AS prescribed under Section 133 of the Companies Act, 2013, read with relevant rules issued thereunder and other recognized accounting practices and policies has not disclosed the information required to be disclosed in terms of Regulation 33 of the SEBI (Listing Obligations and Disclosure Requirements) Regulations, 2015 and SEBI Circular dated 5 July 2016 including the manner in which it is to be disclosed, or that it contains any material misstatement.

For **B S R & Co. LLP**
Chartered Accountants

Firm's Registration No: 101248W/W-100022



A handwritten signature in black ink.

Vijay Mathur
Partner

Membership No: 046476

Mumbai
8 November 2016