



Usha Martin Education & Solutions Limited

PS Srijan Techpark, 4th Floor
DN - 52, Sector - V, Salt Lake City
Kolkata 700091, India
Tel : +91 33 3322 3700
Fax : +91 33 3322 3800
E-mail : contact@umitl.co.in
Website : www.umesl.co.in
CIN -L31300WB1997PLC085210

Dated: 9th November, 2016

To,
The Secretary
National Stock Exchange of India Ltd
Exchange Plaza,
Plot No. C/1, G Block,
Bandra Kurla Complex,
Bandra (East)
Mumbai – 400 051

The Secretary
Bombay Stock Exchange Limited
Floor 25, PhirozeJeejeebhoy Towers,
Dalal Street
Mumbai – 400 001

Dear Sir,

Re: Regulation 33- Unaudited Financial Results for quarter and half year ended 30th September, 2016

Pursuant to the provisions of the Regulation 33 of the SEBI(Listing Obligations & Disclosures Requirements), Regulations, 2015, please find enclosed herewith the Unaudited Financial Results of the Company, along with the Limited Review Report by the Auditors on the aforesaid financial result, for quarter and half year ended 30th September, 2016

Thanking you,

Yours truly

For Usha Martin Education & Solutions Limited


Debjit Bhattacharya
Director
DIN: 02560547

Enclosed: a/a

S. SWARUP & CO.
CHARTERED ACCOUNTANTS

21, Hemanta Basu Sarani,
3rd Floor, Room No.303
Kolkata - 700 001
Ph: 22130054, Fax: 22130055
Email ID: ssc_gupta@rediffmail.com

To
The Board of Directors
Usha Martin Education & Solutions Limited
PS Srijan Tech Park, 4th Floor
DN-52, Sector- V, Salt Lake City,
Kolkata - 700 091

Report on Limited Review of the Un-Audited Standalone Financial Results of the Company for the Quarter ended 30th September, 2016

1. We have reviewed the accompanying statement of Un-Audited Financial Results of Usha Martin Education & Solutions Limited for the quarter ended 30th September, 2016. This statement is the responsibility of the Company's Management and has been approved by the Board of Directors. Our responsibility is to issue a report on these financial statements based on our review.
2. We conducted our review in accordance with the Standard on Review Engagement (SRE) 2400, Engagements to Review Financial Statements issued by the Institute of Chartered Accountants of India. This standard requires that we plan and perform the review to obtain moderate assurance as to whether the financial statements are free of material misstatement. A review is limited primarily to inquiries of company personnel and analytical procedures applied to financial data and thus provide less assurance than an audit. We have not performed an audit and accordingly, we do not express an audit opinion.
3. Based on our review conducted as above, nothing has come to our attention that causes us to believe that the accompanying statement of unaudited financial results prepared in accordance with applicable accounting standards and other recognized accounting practices and policies has not disclosed the information required to be disclosed in terms of Regulation 33 of the SEBI (Listing Obligations and Disclosure Requirements) Regulations, 2015 including the manner in which it is to be disclosed, or that it contains any material misstatement.



For S. SWARUP & CO.
Chartered Accountants

A handwritten signature in black ink, appearing to read "S. S. Gupta".

(S. S. GUPTA)
Proprietor

Membership No.- 017897
Firm Registration No. - 310089E

Place: Kolkata
Dated: 9th November, 2016

USHA MARTIN EDUCATION & SOLUTIONS LIMITED

CIN- L31300WB1997PLC085210

Registered Office: PS Srijan Tech Park, DN-52, Sector- V, Salt Lake City, Kolkata - 700 091
Tel: +91 33 33223700, Fax: + 91 33 33223800

UNAUDITED STANDALONE FINANCIAL RESULTS FOR THE QUARTER & SIX MONTHS ENDED 30TH SEPTEMBER, 2016

Part I		(Rs in Lakh)					
	Particulars	Quarter ended			Half Year ended		Year ended
		30-09-2016 (Unaudited)	30-06-2016 (Unaudited)	30-09-2015 (Unaudited)	30-09-2016 (Unaudited)	30-09-2015 (Unaudited)	31-03-2016 (Audited)
1	Income from Operations						
	(a) Net Sales / Income from Operations (Net of Excise Duty)	58.23	51.25	31.50	109.48	51.97	130.76
	(b) Other Operating Income	-	-	-	-	-	-
	Total Income from Operations (Net)	58.23	51.25	31.50	109.48	51.97	130.76
2	Expenses						
	(a) Cost of Materials consumed	-	-	-	-	-	-
	(b) Purchases of Stock-in-Trade	-	-	-	-	-	-
	(c) Changes in Inventories of Finished Goods, Work in Progress and Stock-in-trade	-	-	-	-	-	-
	(d) Employee Benefits Expense	24.61	31.26	34.47	55.87	72.21	131.60
	(e) Depreciation and Amortisation Expense	5.30	5.55	5.67	10.85	11.82	23.98
	(f) Rent	3.98	3.98	8.10	7.96	12.58	25.52
	(g) Consultancy	12.06	14.41	12.82	26.47	28.42	61.35
	(h) Marketing cost	0.54	2.74	-	3.28	-	12.49
	(i) Other Expenses	28.04	18.62	45.77	46.68	65.03	145.75
	Total Expenses	74.53	76.56	104.83	151.09	189.86	400.69
3	Profit / (Loss) from Operations before Other Income, Finance Costs & Exceptional Items (1-2)	(16.30)	(25.31)	(73.33)	(41.61)	(137.89)	(269.93)
4	Other Income	1.68	1.67	3.72	3.35	6.15	8.92
5	Profit / (Loss) before Interest & Exceptional Items (3+4)	(14.62)	(23.64)	(69.61)	(38.26)	(131.74)	(261.01)
6	Finance Cost	9.79	9.64	6.75	19.43	12.30	29.63
7	Profit / (Loss) after Interest but before Exceptional Items (5-6)	(24.41)	(33.28)	(76.36)	(57.69)	(144.04)	(290.64)
8	Exceptional items	-	-	-	-	-	-
9	Profit / (Loss) from Ordinary Activities before tax (7+8)	(24.41)	(33.28)	(76.36)	(57.69)	(144.04)	(290.64)
10	Tax expense (Refer Note 2)	-	-	-	-	-	-
11	Net Profit / (Loss) from Ordinary Activities after tax (9- 10)	(24.41)	(33.28)	(76.36)	(57.69)	(144.04)	(290.64)
12	Extraordinary items (net of tax expense Rs. Nil)	(24.41)	(33.28)	(76.36)	(57.69)	(144.04)	(290.64)
13	Net Profit / (Loss) for the period (11-12)	(24.41)	(33.28)	(76.36)	(57.69)	(144.04)	(290.64)
14	Share of Profit / (Loss) of Associates	-	-	-	-	-	-
15	Minority Interest	-	-	-	-	-	-
16	Net Profit / (Loss) after taxes, minority interest and share of profit / (loss) of associates (13+14+15)	(24.41)	(33.28)	(76.36)	(57.69)	(144.04)	(290.64)
17	Paid-up Equity Share Capital (Rs. 1 per share)	264.16	264.16	264.16	264.16	264.16	264.16
18	Reserves excluding Revaluation Reserves as per Balance Sheet of previous accounting year	-	-	-	-	-	1,387.59
19(i)	Earnings Per Share (before extraordinary items) (of Re. 1/- each) (not annualised)						
	(a) Basic	(0.09)	(0.13)	(0.29)	(0.22)	(0.55)	(1.10)
	(b) Diluted	(0.09)	(0.13)	(0.29)	(0.22)	(0.55)	(1.10)
19(ii)	Earnings Per Share (after extraordinary items) (of Re. 1/- each) (not annualised)						
	(a) Basic	(0.09)	(0.13)	(0.29)	(0.22)	(0.55)	(1.10)
	(b) Diluted	(0.09)	(0.13)	(0.29)	(0.22)	(0.55)	(1.10)



Part II							
A	PARTICULARS OF SHAREHOLDING						
1	Public Shareholding -						
	-Number of shares	1,32,36,277	1,32,36,277	1,32,27,960	1,32,36,277	1,32,27,960	1,32,35,616
	-Percentage of Shareholding	50.10%	50.10%	50.08%	50.10%	50.08%	50.10%
2	Promoters and promoter group shareholding						
a)	Pledged/Encumbered						
	- Number of shares	-	-	-	-	-	-
	- Percentage of shares	-	-	-	-	-	-
	(as a % of the total shareholding of promoter and promoter group)	-	-	-	-	-	-
	- Percentage of shares	-	-	-	-	-	-
	(as a % of the total share capital of the company)	-	-	-	-	-	-
b)	Non-encumbered						
	- Number of shares	1,13,80,079	1,13,80,079	1,13,88,396	1,13,80,079	1,13,88,396	1,13,80,740
	- Percentage of Shares	100.00%	100.00%	100.00%	100.00%	100.00%	100.00%
	(as a % of the total shareholding of promoter and promoter group)						
	- Percentage of Shares	43.08%	43.08%	43.11%	43.08%	43.11%	43.08%
	(as a % of the total share capital of the company)						
B	INVESTORS COMPLAINTS						
	Pending at the beginning of the quarter	-	-	-	-	-	-
	Received during the quarter	-	2	-	-	-	-
	Disposed off during the quarter	-	2	-	-	-	-
	Remaining un-resolved at the end of the quarter	-	-	-	-	-	-

Notes



- The above Financial Results, after review by the Audit Committee, have been approved and taken on record by the Board of Directors at their meeting held on 9th November, 2016. The Statutory Auditors of the Company have conducted Limited Review of the above Financial Statements.
- The Company has Unabsorbed Depreciation and Business Loss available for set off under the Income Tax Act, 1961. However, in view of inability to assess future taxable income, the extent of net deferred tax assets which may be adjusted in the subsequent year is not ascertainable with virtual certainty at this stage and accordingly the same has not been recognised in the accounts on consideration of prudence.
- Statutory Auditors have provided an unmodified opinion on the Financial Results.
- Previous quarters' / years' figures have been re-grouped / re-arranged wherever necessary.

For Usha Martin Education & Solutions Limited

Vinay Kumar Gupta

Vinay Kumar Gupta
Whole-time Director
DIN: 00574665

Place : Kolkata
Dated : November 9, 2016



USHA MARTIN EDUCATION & SOLUTIONS LIMITED

CIN- L31300WB1997PLC085210

Registered Office: PS Srijan Tech Park, DN-52, Sector- V, Salt Lake City,
Kolkata - 700 091. Tel: +91 33 33223700, Fax: +91 33 33223800

Standalone Statement of Assets & Liabilities

(Rs in Lakh)


	Particulars	30-09-16	31-03-16
		Unaudited	Audited
A	EQUITY AND LIABILITIES		
1	Shareholders' Funds		
	(a) Share Capital	264.16	264.16
	(b) Reserves and Surplus	1,329.90	1,387.59
	(c) Secured Loan	-	-
	(d) Unsecured Loan	-	-
	(e) Money received against Share Warrants	-	-
	Sub-total - Shareholders Funds	1,594.06	1,651.75
2	Share Application Money pending allotment	-	-
3	Minority Interest	-	-
4	Non- Current Liabilities		
	(a) Long Term Borrowings	-	-
	(b) Deferred Tax Liabilities (net)	-	-
	(c) Other Long Term Liabilities	-	-
	(d) Long Term Provisions	9.93	10.45
	Sub-total - Non Current Liabilities	9.93	10.45
5	Current liabilities		
	(a) Short Term Borrowings	276.34	276.02
	(b) Trade Payables	73.69	57.67
	(c) Other Current Liabilities	88.72	73.52
	(d) Short Term Provisions	67.86	67.86
	Sub-total - Current Liabilities	506.61	475.07
	TOTAL - EQUITY AND LIABILITIES	2,110.60	2,137.27
B	ASSETS		
1	Non-Current Assets		
	(a) Fixed Assets	197.68	215.01
	(b) Goodwill on consolidation	-	-
	(c) Non- Current Investments	1,605.00	1,605.00
	(d) Deferred Tax Assets (net)	-	-
	(e) Long Term Loans & Advances	31.20	32.47
	(f) Other Non-Current Assets	18.85	19.60
	Sub-total - Non- Current Assets	1,852.73	1,872.08
2	Current Assets		
	(a) Current Investments	-	-
	(b) Inventories	57.74	56.61
	(c) Trade Receivables	6.31	16.92
	(d) Cash & Cash Equivalents	193.82	191.66
	(e) Short Term Loans & Advances	-	-
	(f) Other Current Assets	-	-
	Sub-total - Current Assets	257.87	265.19
	TOTAL - ASSETS	2,110.60	2,137.27

Previous years' figures have been re-grouped / re-arranged wherever necessary

For Usha Martin Education & Solutions Limited

Place : Kolkata
Dated : November 9, 2016




Vinay Kumar Gupta
 Whole-time Director
 DIN: 00574665




S. SWARUP & CO.
CHARTERED ACCOUNTANTS

21, Hemanta Basu Sarani,
3rd Floor, Room No.303
Kolkata - 700 001
Ph: 22130054, Fax: 22130055
Email ID: ssc_gupta@rediffmail.com


To
The Board of Directors
Usha Martin Education & Solutions Limited
PS Srijan Tech Park, 4th Floor
DN-52, Sector- V, Salt Lake City,
Kolkata - 700 091

Report on Limited Review of the Un-Audited Consolidated Financial Results of the Company with its subsidiary for the Quarter ended 30th September, 2016

1. We have reviewed the accompanying statement of Un-Audited Financial Results of Usha Martin Education & Solutions Limited with Usha Martin Education Pvt. Ltd. for the quarter ended 30th September, 2016. This statement is the responsibility of the Company's Management and has been approved by the Board of Directors. Our responsibility is to issue a report on these financial statements based on our review.
2. We conducted our review in accordance with the Standard on Review Engagement (SRE) 2400, Engagements to Review Financial Statements issued by the Institute of Chartered Accountants of India. This standard requires that we plan and perform the review to obtain moderate assurance as to whether the financial statements are free of material misstatement. A review is limited primarily to inquiries of company personnel and analytical procedures applied to financial data and thus provide less assurance than an audit. We have not performed an audit and accordingly, we do not express an audit opinion.
3. Based on our review conducted as above, nothing has come to our attention that causes us to believe that the accompanying statement of unaudited financial results prepared in accordance with applicable accounting standards and other recognized accounting practices and policies has not disclosed the information required to be disclosed in terms of Regulation 33 of the SEBI (Listing Obligations and Disclosure Requirements) Regulations, 2015 including the manner in which it is to be disclosed, or that it contains any material misstatement.



For S. SWARUP & CO.
Chartered Accountants


(S. S. GUPTA)
Proprietor

Membership No.- 017897
Firm Registration No. - 310089E

Place: Kolkata
Dated: 9th November, 2016

USHA MARTIN EDUCATION & SOLUTIONS LIMITED

CIN- L31300WB1997PLC085210

Registered Office: PS Srijan Tech Park, DN-52, Sector- V, Salt Lake City, Kolkata - 700 091

Tel: +91 33 33223700, Fax: + 91 33 33223800

**UNAUDITED CONSOLIDATED FINANCIAL RESULTS
FOR THE QUARTER & SIX MONTHS ENDED 30TH SEPTEMBER, 2016**

Part I		(Rs in Lakh)					
Particulars	Quarter ended			Half Year ended		Year ended	
	30-09-2016 (Unaudited)	30-06-2016 (Unaudited)	30-09-2015 (Unaudited)	30-09-2016 (Unaudited)	30-09-2015 (Unaudited)	31-03-2016 (Audited)	
1	Income from Operations						
	(a) Net Sales / Income from Operations (Net of Excise Duty)	58.23	53.75	34.00	111.98	56.97	140.76
	(b) Other Operating Income	-	-	-	-	-	-
	Total Income from Operations (Net)	58.23	53.75	34.00	111.98	56.97	140.76
2	Expenses						
	(a) Cost of Materials consumed	-	-	-	-	-	-
	(b) Purchases of Stock-in-Trade	-	-	-	-	-	-
	(c) Changes in Inventories of Finished Goods, Work in Progress and Stock-in-trade	-	-	-	-	-	-
	(d) Employee Benefits Expense	25.80	33.42	34.47	59.22	72.21	139.99
	(e) Depreciation and Amortisation Expense	5.30	5.55	5.67	10.85	11.62	23.98
	(f) Rent	3.98	3.98	6.10	7.96	12.58	25.52
	(g) Consultancy	12.43	14.47	14.96	26.90	30.62	63.70
	(h) Marketing cost	0.54	2.74	-	3.28	-	12.49
	(i) Other Expenses	28.75	19.27	47.52	49.02	89.04	149.11
	Total Expenses	76.80	79.43	108.72	156.23	196.07	414.79
3	Profit / (Loss) from Operations before Other Income, Finance Costs & Exceptional Items (1-2)	(18.57)	(25.68)	(74.72)	(44.25)	(139.10)	(274.03)
4	Other Income	3.94	3.91	5.67	7.85	9.99	15.41
5	Profit / (Loss) before Interest & Exceptional Items (3+4)	(14.63)	(21.77)	(69.05)	(36.40)	(129.11)	(258.62)
6	Finance Cost	9.79	9.64	6.75	19.43	12.30	29.63
7	Profit / (Loss) after Interest but before Exceptional Items (5-6)	(24.42)	(31.41)	(75.80)	(55.83)	(141.41)	(288.25)
8	Exceptional items	-	-	-	-	-	-
9	Profit / (Loss) from Ordinary Activities before tax (7+8)	(24.42)	(31.41)	(75.80)	(55.83)	(141.41)	(288.25)
10	Tax expense (Refer Note 3)	-	0.58	0.17	0.58	0.80	0.72
11	Net Profit / (Loss) from Ordinary Activities after tax (9-10)	(24.42)	(31.99)	(75.97)	(56.41)	(142.21)	(288.97)
12	Extraordinary items (net of tax expense Rs. Nil)	-	-	-	-	-	-
13	Net Profit / (Loss) for the period (11-12)	(24.42)	(31.99)	(75.97)	(56.41)	(142.21)	(288.97)
14	Share of Profit / (Loss) of Associates	-	-	-	-	-	-
15	Minority Interest	-	-	-	-	-	-
16	Net Profit / (Loss) after taxes, minority interest and share of profit / (loss) of associates (13+14+15)	(24.42)	(31.99)	(75.97)	(56.41)	(142.21)	(288.97)
17	Paid-up Equity Share Capital (Rs. 1 per share)	264.16	264.16	264.16	264.16	264.16	264.16
18	Reserves excluding Revaluation Reserves as per Balance Sheet of previous accounting year	-	-	-	-	-	1,432.66
19(i)	Earnings Per Share (before extraordinary items) (of Re. 1/- each) (not annualised)						
	(a) Basic	(0.09)	(0.12)	(0.29)	(0.21)	(0.54)	(1.09)
	(b) Diluted	(0.09)	(0.12)	(0.29)	(0.21)	(0.54)	(1.09)
19(ii)	Earnings Per Share (after extraordinary items) (of Re. 1/- each) (not annualised)						
	(a) Basic	(0.09)	(0.12)	(0.29)	(0.21)	(0.54)	(1.09)
	(b) Diluted	(0.09)	(0.12)	(0.29)	(0.21)	(0.54)	(1.09)



Part II							
A	PARTICULARS OF SHAREHOLDING						
1	Public Shareholding -						
	- Number of shares	1,32,36,277	1,32,36,277	1,32,27,960	1,32,36,277	1,32,27,960	1,32,35,616
	- Percentage of Shareholding	50.10%	50.10%	50.08%	50.10%	50.08%	50.10%
2	Promoters and promoter group shareholding						
	a) Pledged/Encumbered						
	- Number of shares	-	-	-	-	-	-
	- Percentage of shares	-	-	-	-	-	-
	(as a % of the total shareholding of promoter and promoter group)	-	-	-	-	-	-
	- Percentage of shares	-	-	-	-	-	-
	(as a % of the total share capital of the company)	-	-	-	-	-	-
	b) Non-encumbered						
	- Number of shares	1,13,80,079	1,13,80,079	1,13,88,396	1,13,80,079	1,13,88,396	1,13,80,740
	- Percentage of Shares	100.00%	100.00%	100.00%	100.00%	100.00%	100.00%
	(as a % of the total shareholding of promoter and promoter group)						
	- Percentage of Shares	43.08%	43.08%	43.11%	43.08%	43.11%	43.08%
	(as a % of the total share capital of the company)						
B	INVESTORS COMPLAINTS						
	Pending at the beginning of the quarter	-	-	-	-	-	-
	Received during the quarter	2	2	2	2	2	2
	Disposed off during the quarter	2	2	2	2	2	2
	Remaining un-resolved at the end of the quarter	-	-	-	-	-	-

Notes:

- The above Financial Results, after review by the Audit Committee, have been approved and taken on record by the Board of Directors at their meeting held on 9th November, 2016. The Statutory Auditors of the Company have conducted Limited Review of the above Financial Statements.
- The above consolidated financial results have been compiled by following the principles set out in the Accounting Standard 21 "Consolidated Financial Statements".
- The Company has Unabsorbed Depreciation and Business Loss available for set off under the Income Tax Act, 1961. However, in view of inability to assess future taxable income, the extent of net deferred tax assets which may be adjusted in the subsequent year is not ascertainable with virtual certainty at this stage and accordingly the same has not been recognised in the accounts on consideration of prudence.
- Statutory Auditors have provided an unmodified opinion on the Financial Results.
- Previous quarters / years' figures have been re-grouped / re-arranged wherever necessary.
- Pursuant to amendment in clause 41 of the Listing Agreement, the particulars of Turnover, Profit before Tax and Profit after Tax on Standalone basis are furnished hereunder:


Particulars	Quarter ended			Half Year ended		Year ended
	30-09-2016 (Unaudited)	30-06-2016 (Unaudited)	30-09-2015 (Unaudited)	30-09-2016 (Unaudited)	30-09-2015 (Unaudited)	31-03-2016 (Audited)
Turnover	58.23	51.25	31.50	109.48	51.97	130.76
Profit/(Loss) before Tax	(24.41)	(33.28)	(7.36)	(57.69)	(144.04)	(290.64)
Profit/(Loss) after Tax	(24.41)	(33.28)	(7.36)	(57.69)	(144.04)	(290.64)

For Usha Martin Education & Solutions Limited

Vinay Kumar Gupta

Vinay Kumar Gupta
Whole-time Director
DIN: 00574665

Place: Kolkata
Dated: November 9, 2016



USHA MARTIN EDUCATION & SOLUTIONS LIMITED

CIN- L31300WB1997PLC085210

Reg. Office: PS Srijan Tech Park, DN-52, Sector- V, Salt Lake City, Kolkata - 700 091

Tel: +91 33 33223700, Fax: +91 33 33223800

Consolidated Statement of Assets & Liabilities

(Rs in Lakh)


	Particulars	(30-09-16)	(31-03-16)
		Unaudited	Audited
A	EQUITY AND LIABILITIES		
1	Shareholders' Funds		
	(a) Share Capital	264.16	264.16
	(b) Reserves and Surplus	1,376.26	1,432.66
	(c) Secured Loan	-	-
	(d) Unsecured Loan	-	-
	(e) Money received against Share Warrants	-	-
	Sub-total - Shareholders Funds	1,640.42	1,696.82
2	Share Application Money pending Allotment	-	-
3	Minority Interest	-	-
4	Non- Current Liabilities		
	(a) Long Term Borrowings	-	-
	(b) Deferred Tax Liabilities (net)	-	-
	(c) Other Long Term liabilities	-	-
	(d) Long Term Provisions	9.93	10.45
	Sub-total - Non Current Liabilities	9.93	10.45
5	Current Liabilities		
	(a) Short Term Borrowings	276.34	276.02
	(a) Trade Payables	74.92	58.43
	(b) Other Current Liabilities	78.45	71.97
	(c) Short Term Provisions	67.85	76.72
	Sub-total - Current Liabilities	497.56	483.14
	TOTAL - EQUITY AND LIABILITIES	2,147.91	2,190.41
B	ASSETS		
1	Non-Current Assets		
	(a) Fixed Assets	197.68	215.01
	(b) Goodwill on consolidation	-	-
	(c) Non- Current Investments	1,550.00	1,550.00
	(d) Deferred Tax Assets (net)	-	-
	(e) Long Term Loans & Advances	31.48	33.33
	(f) Other Non-Current Assets	18.85	19.60
	Sub-total - Non- Current Assets	1,798.01	1,817.94
2	Current Assets		
	(a) Current Investments	-	-
	(b) Inventories	-	-
	(c) Trade Receivables	57.73	56.61
	(d) Cash & Cash Equivalents	6.42	28.18
	(e) Short Term Loans & Advances	285.75	287.68
	(f) Other Current Assets	-	-
	Sub-total - Current Assets	349.90	372.47
	TOTAL - ASSETS	2,147.91	2,190.41

Previous years' figures have been re-grouped / re-arranged wherever necessary

For Usha Martin Education & Solutions Limited

Place : Kolkata

Dated : November 9, 2016



Vinay Kumar Gupta

Vinay Kumar Gupta
Whole-time Director
DIN: 00574665

