



**GENESYS<sup>SM</sup>**

*Bringing together  
people and technology*

November 04, 2016

<b>BSE Limited</b> Corporate Relationship Department P.J. Towers, Dalal Street, Fort, Mumbai - 400 001 Ph : 22721233, Fax : 22723121/3719	<b>National Stock Exchange of India Ltd.</b> Exchange Plaza, Bandra-Kurla Complex, Bandra ( East) Mumbai - 400 051 Ph : 26598235, Fax : 26598237/38
<b>Scrip Code : 506109</b>	<b>Symbol : GENESYS</b>

Dear Sir,

**Sub: Un-Audited Financial Results for the Second Quarter and Half Year ended September 30, 2016**

Pursuant to Regulation 33 of SEBI (Listing Obligations and Disclosure Requirements) Regulations, 2015, the Meeting of the Board of Directors of the Company held today i.e. Friday, November 04, 2016 to, interalia, approve the following as enclosed :

- (i) A Copy of Un-audited Standalone Financial Statements for the Second Quarter and Half Year ended September 30, 2016;
- (ii) Limited Review Report for the aforesaid results submitted by the Statutory Auditors of the Company.

The Board Meeting commenced at 07.30 pm and concluded on 09.00 pm.

Please take the above in your records.


Thanking you,

Yours faithfully,

For **GENESYS INTERNATIONAL CORPORATION LTD**

**KUSHAL V. JAIN**  
**COMPANY SECRETARY & COMPLIANCE OFFICER**






**GENESYS<sup>SM</sup>**


*Bringing together  
people and technology*

UNAUDITED FINANCIAL RESULTS FOR THE QUARTER AND HALF YEAR ENDED SEPTEMBER 30, 2016

(₹ in lacs)

Particulars	Quarter ended,			Half Year ended,		Year ended,
	30-Sep-16	30-Jun-16	30-Sep-15	30-Sep-16	30-Sep-15	31-Mar-16
	(Unaudited)			(Unaudited)		(Audited)
<b>1 Income from operations</b>						
Net Sales / Income from operations	2,110.07	1,813.40	1,016.09	3,923.47	2,343.60	4,695.57
<b>Total income from operations</b>	<b>2,110.07</b>	<b>1,813.40</b>	<b>1,016.09</b>	<b>3,923.47</b>	<b>2,343.60</b>	<b>4,695.57</b>
<b>2 Expenses</b>						
a) Employees Cost	758.39	734.99	637.04	1,493.38	1,204.87	2,409.22
b) Depreciation and Amortisation Expense	161.42	177.64	189.66	339.06	373.83	705.43
c) Other Expenditure	573.78	530.67	332.63	1,104.45	725.85	1,542.94
d) Bad Debts	-	-	-	-	-	3.48
<b>Total expenses</b>	<b>1,493.59</b>	<b>1,443.30</b>	<b>1,159.33</b>	<b>2,936.89</b>	<b>2,304.55</b>	<b>4,661.07</b>
<b>3 Profit/(Loss) from Operations before other income, finance costs &amp; exceptional items (1-2)</b>	<b>616.48</b>	<b>370.10</b>	<b>(143.23)</b>	<b>986.58</b>	<b>39.04</b>	<b>34.50</b>
<b>4 Other Income</b>	<b>40.28</b>	<b>61.14</b>	<b>194.32</b>	<b>101.42</b>	<b>414.59</b>	<b>588.36</b>
<b>5 Profit/(Loss) from ordinary activities before finance costs &amp; exceptional items (3+4)</b>	<b>656.76</b>	<b>431.24</b>	<b>51.08</b>	<b>1,088.00</b>	<b>453.63</b>	<b>622.86</b>
<b>6 Finance Costs</b>	<b>49.28</b>	<b>52.29</b>	<b>39.23</b>	<b>101.56</b>	<b>77.13</b>	<b>163.65</b>
<b>7 Profit/(Loss) after finance costs but before exceptional items (5-6)</b>	<b>607.48</b>	<b>378.95</b>	<b>11.85</b>	<b>986.43</b>	<b>376.51</b>	<b>459.21</b>
<b>8 Exceptional Items</b>	<b>-</b>	<b>-</b>	<b>-</b>	<b>-</b>	<b>-</b>	<b>-</b>
<b>9 Profit/(Loss) from ordinary activities before Tax (7-8)</b>	<b>607.48</b>	<b>378.95</b>	<b>11.85</b>	<b>986.43</b>	<b>376.51</b>	<b>459.21</b>
<b>10 Tax Expense</b>	<b>100.81</b>	<b>59.94</b>	<b>(17.01)</b>	<b>160.75</b>	<b>30.80</b>	<b>28.65</b>
<b>11 Net Profit/(Loss) from ordinary activities after Tax (9-10)</b>	<b>506.67</b>	<b>319.01</b>	<b>28.86</b>	<b>825.68</b>	<b>345.71</b>	<b>430.56</b>
<b>12 Extraordinary Items</b>	<b>-</b>	<b>-</b>	<b>-</b>	<b>-</b>	<b>-</b>	<b>-</b>
<b>13 Net Profit/(Loss) for the period (11-12)</b>	<b>506.67</b>	<b>319.01</b>	<b>28.86</b>	<b>825.68</b>	<b>345.71</b>	<b>430.56</b>
<b>14 Paid-up Equity Share Capital (Face value of ₹ 5/- each)</b>	<b>1,522.38</b>	<b>1,522.38</b>	<b>1,522.38</b>	<b>1,522.38</b>	<b>1,522.38</b>	<b>1,522.38</b>
<b>15 Reserves excluding revaluation reserves</b>						<b>19,750.34</b>
<b>16.i Earnings per Share before extraordinary items (weighted average)</b>						
Basic EPS ( Not Annualised)	1.66	1.05	0.09	2.71	1.14	1.41
Diluted EPS ( Not Annualised)	1.62	1.02	0.09	2.64	1.14	1.40
<b>16.ii Earnings per Share after extraordinary items (weighted average)</b>						
Basic EPS ( Not Annualised)	1.66	1.05	0.09	2.71	1.14	1.41
Diluted EPS ( Not Annualised)	1.62	1.02	0.09	2.64	1.14	1.40





**GENESYS<sup>SM</sup>**

*Bringing together  
people and technology*

(₹ in lacs)

-2-

**STATEMENT OF ASSETS AND LIABILITIES**

Particulars	As at	
	30.09.2016 (Unaudited)	31.03.2016 (Audited)
<b>A EQUITY AND LIABILITIES</b>		
<b>1 Shareholders' Funds</b>		
(a) Share Capital	1,522.38	1,522.38
(b) Reserve & Surplus	20,663.06	19,750.34
(c) Equity Share Warrants		-
<b>sub total - Shareholders' fund</b>	<b>22,185.44</b>	<b>21,272.72</b>
<b>2 Non-Current Liabilities</b>		
(a) Long-term borrowings	113.79	121.88
(b) Long-term provisions	510.76	443.25
<b>sub total - Non-current liabilities</b>	<b>624.55</b>	<b>565.13</b>
<b>3 Current Liabilities</b>		
(a) Short-term borrowings	908.52	994.81
(b) Trade payables	383.39	385.38
(c) Other current liabilities	2,957.95	2,986.80
(d) Short-term provisions	170.39	194.70
<b>sub total - Current liabilities</b>	<b>4,420.25</b>	<b>4,561.69</b>
<b>TOTAL EQUITY AND LIABILITIES</b>	<b>27,230.24</b>	<b>26,399.54</b>
<b>B ASSETS</b>		
<b>1 Non-Current Assets</b>		
(a) Fixed assets	1,931.49	2,157.54
(b) Non-current investments	15,159.57	15,159.57
(c) Deferred tax assets (net)	442.87	401.12
(d) Long-term loans and advances	749.56	857.59
(e) Other Non-Current Assets	-	-
<b>sub total - Non-current assets</b>	<b>18,283.49</b>	<b>18,575.82</b>
<b>2 Current Assets</b>		
(a) Current Investments	650.00	650.00
(b) Trade Receivables	3,931.37	2,816.59
(c) Cash and Cash Equivalents	412.95	401.47
(d) Short-term loans and advances	2,685.55	2,400.62
(e) Other current assets	1,266.88	1,555.03
<b>sub total - Current assets</b>	<b>8,946.75</b>	<b>7,823.72</b>
<b>TOTAL ASSETS</b>	<b>27,230.24</b>	<b>26,399.54</b>

**Notes:**

- The Company addresses the consumer location based services market as well as enterprise and infrastructure space.
- The Company operates only in single Primary Segment i.e. Geographical Information Systems.
- The financial results for the quarter and half year ended September 30, 2016 have been reviewed by the Audit Committee and thereafter, the Board of Directors at its meeting held on November 4, 2016 approved the same and its release.
- The Statutory Auditors have carried out a "Limited Review" of the Unaudited Financial results of the Company.
- Previous year/period figures have been re-grouped / re-classified and restated, wherever considered necessary.

For GENESYS INTERNATIONAL CORPORATION LIMITED

Place: Mumbai  
Dated: November 4, 2016

**SAJID MALIK**  
CHAIRMAN & MANAGING DIRECTOR  
DIN No: 00400366






*G. K. Choksi & Co.*  
*Chartered Accountants*

*601/708/709, Raheja Chambers,  
Free Press Journal Road,  
Nariman Point, Mumbai - 400 021.  
Tel.: 6632 4446 / 6632 4447  
2282 6087 / 2284 5316  
Fax : 2288 2133  
Email : gkcmumbai@rediffmail.com*

## LIMITED REVIEW REPORT

To,  
The Board of Directors,  
Genesys International Corporation Limited.

1. We have reviewed the accompanying Statement of Standalone Unaudited Financial Results ("the Statement") of "Genesys International Corporation Limited." ("the Company") for the quarter and six months ended September 30, 2016, and Standalone Unaudited Balance Sheet as at 30<sup>th</sup> September, 2016 ("the Statement"), being submitted by the company pursuant to the requirement of Regulation 33 of the SEBI (Listing Obligations and Disclosure Requirements) Regulations 2015, as modified by Circular No.CIR/CFD/FAC/62/2016 dated July 5, 2016. This Statement which is the responsibility of the Company's Management and approved by the Board of Directors has been prepared in accordance with the recognition and measurement principles laid down in the Accounting Standards prescribed under Section 133 of the Companies Act, 2013 read with relevant rules issued thereunder and other accounting principles generally accepted in India. Our responsibility is to issue a report on the Statement based on our review.
2. We conducted our review of the Statement in accordance with the Auditing Standards on Review Engagements (SRE) 2410 'Review of Interim Financial Information



Performed by the Independent Auditor of the Entity' issued by the Institute of Chartered Accountants of India. This standard requires that we plan and perform the review to obtain moderate assurance as to whether the financial results are free of material misstatement. A review is limited primarily to inquiries of company personnel and analytical procedures, applied to financial data and thus provides less assurance than an audit. We have not performed an audit and accordingly, we do not express an audit opinion.

3. Based on our review conducted as stated above, nothing has come to our attention that causes us to believe that the accompanying Statement, prepared in accordance with the aforesaid accounting standards and other accounting principles generally accepted in India, has not disclosed the information required to be disclosed in terms of Regulation 33 of the SEBI (Listing Obligations and Disclosure Requirements) Regulations 2015, as modified by Circular No.CIR/CFD/FAC/62/2016 dated July 5, 2016, including the manner in which it is to be disclosed, or that it contains any material misstatement.

**For G.K.CHOKSI & CO.**

**Firm Registration No.125442W**

**Chartered Accountants**



A handwritten signature in black ink, appearing to be "Shreyas V. Parikh", with a long horizontal line extending to the right.

**(Shreyas V.Parikh)**

**Partner**

**(Mem. No. 033402)**

**Place: Mumbai**

**Date: 04/11/2016**