



HO:FINANCE DIVISION (SHARE DEPARTMENT), 5,SANSAD MARG, NEW DELHI-110001  
Tel Nos : 011-23708257 Fax No : 011-23766079, E-mail : [hosd@pnb.co.in](mailto:hosd@pnb.co.in)

SDFD/SE/61/63

05 November 2016

<b>Script Code : PNB</b>	<b>Script Code : 532461</b>
The Asstt. Vice President National Stock Exchange of India Limited "Exchange Plaza", Bandra – Kuria Complex, Bandra (E), <b>Mumbai – 400 051</b> Email: <a href="mailto:cmlist@nse.co.in">cmlist@nse.co.in</a>	The Dy. General Manager Bombay Stock Exchange Limited 1 <sup>st</sup> Floor, Phiroze Jeejeebhoy Towers Dalal Street, <b>Mumbai – 400 001</b> Email: <a href="mailto:correlations@bse.co.in">correlations@bse.co.in</a>

Dear Sir,

**Reg.: Reviewed/ Unaudited Financial Results for the quarter/half year ended 30.09.2016.**

The Exchange is hereby informed that the Board of Directors of the Bank in its meeting held today i.e. 05.11.2016, has approved Reviewed/ Unaudited Financial Results of the Bank for the quarter/half year ended 30.09.2016 (copy enclosed).

The meeting started at 10.30 a.m. and concluded at 11.55 a.m.

We request you to please take note of the results in terms of Regulation 30 schedule III of the SEBI (LODR) Regulations 2015.

Thanking you,


Yours faithfully,

(A. Gopinathan)  
Company Secretary


**PUNJAB NATIONAL BANK**  
**REVIEWED FINANCIAL RESULTS**  
**FOR THE QUARTER / HALF-YEAR ENDED 30th SEPTEMBER, 2016**

₹ In lacs

S.No.	Particulars	Quarter Ended			Half-Year Ended		Year Ended
		30.09.2016	30.06.2016	30.09.2015	30.09.2016	30.09.2015	31.03.2016
		Reviewed	Reviewed	Reviewed	Reviewed	Reviewed	Audited
1	<b>Interest Earned ( a+b+c+d )</b>	1183036	1157494	1234503	2340530	2437972	4742435
	a) Interest/discount on advances/bills	846729	850985	906355	1697714	1797165	3444554
	b) Income on Investments	290933	278519	302859	569452	593435	1203365
	c) Interest on Balances with RBI & other Inter Bank Funds	25317	23570	21825	48887	38739	73050
	d) Others	20057	4420	3464	24477	8633	21466
2	Other Income	238791	235506	135690	474297	275426	687702
A	<b>TOTAL INCOME (1+2)</b>	<b>1421827</b>	<b>1393000</b>	<b>1370193</b>	<b>2814827</b>	<b>2713398</b>	<b>5430137</b>
3	Interest Expended	795051	787594	802306	1582645	1595528	3211257
4	<b>Operating Expenses (e)+(f)</b>	<b>295572</b>	<b>277944</b>	<b>274035</b>	<b>573516</b>	<b>510808</b>	<b>997245</b>
	(e) Employees' Cost	196716	189979	187756	386695	342720	642595
	(f) Other operating expenses (All items exceeding 10% of the total expenditure excluding interest expenditure may be shown separately)	98856	87965	86279	186821	168088	354650
B	<b>TOTAL EXPENSES (3+4)</b> (excluding provisions & contingencies)	<b>1090623</b>	<b>1065538</b>	<b>1076341</b>	<b>2156161</b>	<b>2106336</b>	<b>4208502</b>
C	<b>Operating Profit (A-B)</b> (Profit before Provisions & Contingencies)	<b>331204</b>	<b>327462</b>	<b>293852</b>	<b>658666</b>	<b>607062</b>	<b>1221635</b>
D	Provisions (other than tax) and contingencies	253376	273838	188208	527214	369347	1795423
	of which provisions for Non-performing Assets	221775	362026	203111	583801	332174	1846915
E	Exceptional items	0	0	0	0	0	0
F	Provision for taxes( Tax Expense)	22892	22988	43541	45880	103541	-176349
G	<b>Net Profit (+)/Loss(-) from ordinary activities after tax (C-D-E-F)</b>	<b>54936</b>	<b>30636</b>	<b>62103</b>	<b>85572</b>	<b>134174</b>	<b>-397439</b>
H	Extraordinary items (net of tax expense)	0	0	0	0	0	0
I	<b>Net Profit (+)/Loss(-) for the period (G-H)</b>	<b>54936</b>	<b>30636</b>	<b>62103</b>	<b>85572</b>	<b>134174</b>	<b>-397439</b>
5	Paid up equity Share Capital (Face value ₹2/-)	42559	39272	39272	42559	39272	39272
6	Reserves excluding revaluation reserves (As per Balance Sheet of previous year)						3732106



7	<b>Analytical Ratios</b>						
	(i) Share holding of Govt. of India (%)	65.01	62.08	62.08	65.01	62.08	62.08
	(ii) Capital Adequacy Ratio (%) as per Basel-III	11.65	11.58	12.20	11.65	12.20	11.28
	(a) CET 1 Ratio	8.26	8.08	8.82	8.26	8.82	7.87
	(b) Additional Tier 1 Ratio	0.52	0.54	0.54	0.52	0.54	0.54
	(iii) Earnings per Share (EPS) not annualized in ₹						
	(a) Basic & diluted EPS before extraordinary items	2.76	1.56	3.35	4.32	7.23	-20.82
	(b) Basic & diluted EPS after extraordinary items	2.76	1.56	3.35	4.32	7.23	-20.82
	(iv) NPA Ratios:						
	(a) Amount of gross non-performing assets	5646563	5665409	2494524	5646563	2494524	5581833
	(b) Amount of net non-performing assets	3572232	3572852	1518698	3572232	1518698	3542257
	(c) % of gross NPAs	13.63	13.75	6.36	13.63	6.36	12.90
	(d) % of net NPAs	9.10	9.16	3.99	9.10	3.99	8.61
	(v) Return on Assets (Annualised) %	0.32	0.18	0.39	0.25	0.42	-0.61





**SUMMARISED BALANCE SHEET**

(₹ in Crore)


Particulars	As at Sep 2016 ( Reviewed)	As at Sep 2015 ( Reviewed)	As at Mar 2016 ( Audited)
<b>Capital and Liabilities</b>			
Capital	425.59	392.72	392.72
Reserves and Surplus	41791.77	41758.88	37917.42
Deposits	574884.12	539923.99	553051.13
Borrowings	36804.72	35472.58	59755.24
Other Liabilities and Provisions	16239.94	16108.12	16273.94
<b>Total</b>	<b>670146.14</b>	<b>633656.29</b>	<b>667390.45</b>
<b>Assets</b>			
Cash and Balances with Reserve Bank of India	23819.07	21874.71	26479.07
Balances with bank and Money at call and short notice	47442.04	41594.18	47144.02
Investments	171513.73	167702.20	157845.89
Advances	393730.92	380957.74	412325.80
Fixed Assets	6153.79	3608.28	5222.73
Other assets	27486.59	17919.18	18372.94
<b>Total Assets</b>	<b>670146.14</b>	<b>633656.29</b>	<b>667390.45</b>


**NOTES**


- The financial results for the quarter/half year ended 30th September, 2016, have been prepared following the same accounting policies and practices as those followed in the annual financial statements for the year ended 31st March, 2016 except -
  - The guidelines pertaining to "Sale of Financial assets to SCs/RCs/Banks etc. in terms of RBI circular with ref. no. DBR.NO.BP.BC.102/21.04/048/2015-16 and
  - Additional provision of 2% on credit facilities to overseas step - down subsidiaries of Indian corporates in terms of RBI circular with ref. no. DBR.IBD.BC.NO.68/23.37.001/2015-16.
 However there is no impact of the above changes on the financial statements for the quarter/half year ended 30th September, 2016.
- The above financial results have been reviewed by the Audit Committee and approved by the Board of Directors in the meeting held on 05.11.2016. The same have been subjected to a limited review by the Statutory Central Auditors of the Bank, in line with the guidelines issued by the Reserve Bank of India and as per the requirement of Listing agreement with Stock Exchanges.
- The provision for non-performing assets, standard assets, standard derivative exposures and investment depreciation has been made on the basis of extant guidelines on prudential norms for income recognition, asset classification and provisioning issued by the Reserve Bank of India.
- Provisions for employee benefits pertaining to pension, gratuity, leave encashment, depreciation, income tax and all other usual and necessary provisions have been made on estimated basis for the quarter/half year ended 30th September, 2016.




- 5 In terms of RBI circular no. DBR.No.BP.BC.1/21.06.201/2015-16 dated 01.07.2015 read together with RBI circular DBR.No.BP.BC 80/21.06.201/2014-15 dated March 31, 2015 banks are required to make Pillar 3 disclosures under BASEL III capital regulations. Accordingly, Pillar 3 disclosures under BASEL III capital regulations are being made available on Bank's website i.e. [www.pnbindia.in](http://www.pnbindia.in). These disclosures have not been subjected to Limited Review.
- 6 In compliance of RBI letter no. DBR.NO.BP.13018/21.04.048/2015-16 dated 12.04.2016, Bank has made a provision of ₹ 220.95 crore being 15 % of the existing outstanding of ₹ 1473.02 crore as on 30.09.2016 under food credit availed by State Government of Punjab.
- 7 During the half year bank has allotted 16,43,70,768 equity shares to Govt. of India of face value of ₹ 2/- each at a premium of ₹126.49 per share determined in accordance with Regulation 76 (1) of SEBI ICDR Regulations on preferential basis. Consequently the Government share holding as on 30.09.2016 is 65.01% as compared to 62.08% before preferential allotment.
- 8 The Provisioning Coverage Ratio as at 30th Sep 2016 works out to 53.32 %.
- 9 Figures of the previous period have been regrouped / rearranged / re-classified wherever necessary to conform to current period's classification.

  
(T K Balamukundan)  
Asstt. General Manager

  
(S K Jain)  
Dy. General Manager

  
(P K Mohapatra)  
General Manager


  
(Sanjiv Sharan)  
Executive Director

  
(Dr. Ram S. Sangapure)  
Executive Director

  
(Usha Ananthasubramanian)  
Managing Director & C.E.O. 05<sup>x1</sup>/<sub>16</sub>

Date : 05/11/2016

Place: New Delhi



**SEGMENT REPORTING FOR THE QUARTER/HALF YEAR ENDED 30TH SEPTEMBER 2016**

**PART A – BUSINESS SEGMENTS**

₹In lacs


Sr. No.	Particulars	Quarter Ended			Half Year Ended		Year Ended
		30.09.2016 Reviewed	30.06.2016 Reviewed	30.09.2015 Reviewed	30.09.2016 Reviewed	30.09.2015 Reviewed	31.03.2016 Audited
1	Segment Revenue						
	(a) Treasury Operations	399561	373911	376159	773472	722161	1463544
	(b) Corporate/Wholesale Banking	584269	653518	750607	1237787	1077781	2343543
	(c) Retail Banking	400702	346344	230222	747046	884151	1535575
	(d) Other Banking Operations	37295	19227	13205	56522	29305	87475
	<b>Income from Operations</b>	<b>1421827</b>	<b>1393000</b>	<b>1370193</b>	<b>2814827</b>	<b>2713398</b>	<b>5430137</b>
2	Segment Results						
	(a) Treasury Operations	129093	97673	78981	226766	152671	336886
	(b) Corporate/Wholesale Banking	138033	162795	196571	300828	289838	625145
	(c) Retail Banking	95284	86276	51351	181560	237766	409617
	(d) Other Banking Operations	8947	4790	3291	13737	7881	23334
	<b>Total</b>	<b>371357</b>	<b>351534</b>	<b>330194</b>	<b>722891</b>	<b>688156</b>	<b>1394982</b>
	Less Other Un-allocable Expenditure	293529	297910	224550	591439	590441	1968770
	<b>Total Profit before Tax</b>	<b>77828</b>	<b>53624</b>	<b>105644</b>	<b>131452</b>	<b>237715</b>	<b>-573788</b>
3	Capital Employed						
	(a) Treasury Operations	874098	730438	1045081	874098	1045081	705170
	(b) Corporate/Wholesale Banking	1452295	1395788	1773392	1452295	1773392	1446251
	(c) Retail Banking	699621	634417	761604	699621	761604	578699
	(d) Other Banking Operations	130755	118566	157164	130755	157164	111321
	(e) Unallocated	1064968	1077493	477918	1064968	477918	989573
	<b>Total</b>	<b>4221737</b>	<b>3956702</b>	<b>4215159</b>	<b>4221737</b>	<b>4215159</b>	<b>3831014</b>

**PART B – GEOGRAPHICAL SEGMENTS**

Sr. No.	Particulars	Quarter Ended			Half Year Ended		Year Ended
		30.09.2016 Reviewed	30.06.2016 Reviewed	30.09.2015 Reviewed	30.09.2016 Reviewed	30.09.2015 Reviewed	31.03.2016 Audited
1	Revenue						
	(a) Domestic	1378799	1353381	1334127	2732180	2646066	5288906
	(b) International	43028	39619	36066	82647	67332	141231
	<b>Total</b>	<b>1421827</b>	<b>1393000</b>	<b>1370193</b>	<b>2814827</b>	<b>2713398</b>	<b>5430137</b>
2	Assets						
	(a) Domestic	57410483	54970512	54481591	57410483	54481591	57232861
	(b) International	9604131	9931114	8884038	9604131	8884038	9506184
	<b>Total</b>	<b>67014614</b>	<b>64901626</b>	<b>63365629</b>	<b>67014614</b>	<b>63365629</b>	<b>66739045</b>

**Notes :**

1. Segment Liabilities are distributed in the ratio of their respective Segment Assets.
2. Figures of the previous period have been re-grouped/re-classified wherever necessary to make them comparable.



CHHAJED & DOSHI CHARTERED ACCOUNTANTS	R. DEVENDRA KUMAR & ASSOCIATES CHARTERED ACCOUNTANTS	HEM SANDEEP & CO. CHARTERED ACCOUNTANTS
SHAH GUPTA & CO. CHARTERED ACCOUNTANTS	SURI & CO. CHARTERED ACCOUNTANTS	SPMG & CO. CHARTERED ACCOUNTANTS

**"LIMITED REVIEW REPORT"**


To

**The Board of Directors,**

**Punjab National Bank**


**New Delhi**

1. We have reviewed the accompanying statements of unaudited financial results ("Statements") of Punjab National Bank (the "Bank") for the quarter / half year ended September 30, 2016. The disclosures relating to "Pillar 3 under Basel III Capital Regulations" as have been disclosed on the Banks website and in respect of which a link has been provided in the aforesaid Statements have not been reviewed by us. These statements are the responsibility of the Bank's Management and have been approved by the Board of Directors. Our responsibility is to issue a report on these interim financial statements based on our review.
2. We conducted our review in accordance with the Standard on Review Engagement (SRE) 2410, "Review of Interim Financial Information Performed by the Independent Auditor of the Entity", issued by the Institute of Chartered Accountants of India. This standard requires that we plan and perform the review to obtain moderate assurance as to whether the financial statements are free of material misstatement. A review is limited primarily to making inquiries of the Bank personnel and applying analytical and other review procedures to financial data and thus provides less assurance than an audit. A review is substantially less in scope than an audit conducted in accordance with the Standards on Auditing and consequently does not enable us to obtain assurance that we would become aware of all significant matters that might be identified in an audit. We have not performed an audit and accordingly, we do not express an audit opinion.
3. In the conduct of our review, we have reviewed the returns of 21 branches. We have relied on the review reports in respect of non-performing assets received from external concurrent auditors (including retired employees of the Bank) of 648 branches, in-house concurrent auditors of 677 branches and returns of 3 foreign branches reviewed by audit firm operating at that centre. These review reports cover 81.53% of the advances portfolio of the bank (excluding the advances of asset recovery branches and outstanding food credit) as at September 30, 2016. Apart from these review reports, in the conduct of our review, we have also relied upon various information and returns received from un-reviewed branches/other offices of the Bank and generated through centralized database at the Bank's Head Office.




4. Based on our review as aforesaid, subject to limitation in scope as mentioned in Para 3 above, nothing has come to our attention that causes us to believe that the accompanying statement of unaudited interim financial results together with the notes thereon, prepared in accordance with applicable accounting standards and other recognized accounting practices and policies, has not disclosed the information required to be disclosed in terms of Regulation 33 of the SEBI (Listing Obligations and Disclosure Requirements) Regulations, 2015 including the manner in which it is to be disclosed, or that it contains any material misstatement or that it has not been prepared in accordance with the relevant prudential norms issued by the Reserve Bank of India in respect of income recognition, asset classification, provisioning and other related matters.


FOR CHHAJED & DOSHI  
CHARTERED ACCOUNTANTS  
FIRM REGN.NO. 101794W

  
CA NITESH JAIN  
PARTNER (M.NO.136169)




FOR R. DEVENDRA KUMAR & ASSOCIATES  
CHARTERED ACCOUNTANTS  
FIRM REGN.NO. 114207W

  
CA NEERAJ GOLAS  
PARTNER (M.NO.074392)




FOR HEM SANDEEP & CO.  
CHARTERED ACCOUNTANTS  
FIRM REGN.NO.009907N

  
CA SANDEEP JAIN  
PARTNER (M.NO.087977)




FOR SHAH GUPTA & CO.  
CHARTERED ACCOUNTANTS  
FIRM REGN.NO.109574W

  
CA D. V. BALLAL  
PARTNER (M.NO.013107)




FOR SURI & CO.  
CHARTERED ACCOUNTANTS  
FIRM REGN.NO.004283S

  
CA R. MAHESH  
PARTNER (M.NO.024775)



FOR SPMG & CO.  
CHARTERED ACCOUNTANTS  
FIRM REGN.NO.509249C

  
CA MANDEEP SINGH ARORA  
PARTNER (M.NO.091243)



Place: New Delhi

Date: November 5, 2016



