

MANAKSIA COATED METALS & INDUSTRIES LIMITED

Regd Office : Bikaner Building , 3rd Floor, 8/1, Lal Bazar Street, Kolkata - 700 001
Corporate Identity Number : U27100WB2010PLC144409
Phone : +91-33-2231 0050/51/52, Fax : +91-33-2230 0336

Sec/Coat/94

Dated: 09.11.2016

The Secretary
BSE Limited
New Trading Wing,
Rotunda Building,
PJ Tower, Dalal Street,
Mumbai- 400001

The Manager
National Stock Exchange of India Limited
Exchange Plaza, C-1, Block "G"
5th floor, Bandra Kurla Complex,
Bandra East,
Mumbai- 400051


Sir,

Outcome of Board Meeting held on 9th November, 2016

Please note that the Board of Directors of the Company at its meeting held today, which commenced at 3.00 P.M. and concluded at 3.55 P.M., has inter-alia, considered, approved and adopted the Un-audited Financial Results (both Standalone and Consolidated) for the quarter and half-year ended 30th September, 2016. A copy of the Un-audited Financial Results for the quarter and half-year ended 30th September, 2016 along with the Limited Review Reports of Statutory Auditors thereon is enclosed for your reference and record.

Thanking you,

Yours faithfully,
For Manaksia Coated Metals & Industries Limited


Ritu Agarwal
(Company Secretary)
Membership No.: A39155



Encl: a/a

S. K. AGRAWAL & CO.

Chartered Accountants
Firm Registration No. 306033E

SUITE NOS : 606-608
THE CHAMBERS, OPP. GITANJALI STADIUM
1865, RAJDANGA MAIN ROAD, KASBA
KOLKATA - 700 107
PHONE : 033 4008 9905, 033 4008 9906
FAX : 033-40089905, Website : www.skagrawal.co.in

REVIEW REPORT TO THE BOARD OF DIRECTORS OF MANAKSIA COATED METALS & INDUSTRIES LIMITED

We have reviewed the accompanying Statement of Standalone Unaudited Financial Results of Manaksia Coated Metals & Industries Limited ("the Company"), for the quarter and half year ended 30th September, 2016 and Standalone Unaudited Statement of Assets and Liabilities as at 30th September, 2016. This statement is the responsibility of the Company's Management and has been approved by the Board of Directors. Our responsibility is to issue a report on these Financial Statements based on our review.


We conducted our review in accordance with the Standard on Review Engagement (SRE) 2410, "Review of Interim Financial Information performed by the Independent Auditor of the Entity" issued by the Institute of Chartered Accountants of India. This standard requires that we plan and perform the review to obtain moderate assurance as to whether the financial statements are free of material misstatement. A review is limited primarily to inquiries of company personnel and analytical procedures applied to financial data and thus provide less assurance than an audit. We have not performed an audit and accordingly, we do not express an audit opinion.

Based on our review conducted as above, nothing has come to our attention that causes us to believe that the accompanying Statement of Standalone Unaudited Financial Results and Standalone Unaudited Statement of Assets and Liabilities prepared in accordance with applicable Accounting Standards and other recognized accounting practices and policies, has not disclosed the information required to be disclosed in terms of Regulation 33 of the SEBI (Listing Obligations and Disclosure Requirements) Regulations, 2015, including the manner in which it is to be disclosed, or that it contains any material misstatement.

Place: Kolkata
Dated: 9th November, 2016



For S K AGRAWAL & CO.
Chartered Accountants
Firm Registration No.-306033E


Hemant Kumar Lakhotia
(Partner)
Membership No. 068851

S. K. AGRAWAL & CO.

Chartered Accountants
Firm Registration No. 306033E

SUITE NOS : 606-608
THE CHAMBERS, OPP. GITANJALI STADIUM
1865, RAJDANGA MAIN ROAD, KASBA
KOLKATA - 700 107
PHONE : 033-4008 9902/9903/9904
FAX : 033-40089905, Website : www.skagrawal.co.in

REVIEW REPORT TO THE BOARD OF DIRECTORS OF MANAKSIA COATED METALS & INDUSTRIES LIMITED

We have reviewed the accompanying Statement of Consolidated Unaudited Financial Results for the quarter and half year ended 30th September, 2016 and Consolidated Unaudited Statement of Assets and Liabilities as at 30th September, 2016 of Manaksia Coated Metals & Industries Limited ("the Company"), and its subsidiary. This statement is the responsibility of the Company's Management and has been approved by the Board of Directors. Our responsibility is to issue a report on these Financial Statements based on our review.


We conducted our review in accordance with the Standard on Review Engagement (SRE) 2410, "Review of Interim Financial Information performed by the Independent Auditor of the Entity" issued by the Institute of Chartered Accountants of India. This standard requires that we plan and perform the review to obtain moderate assurance as to whether the financial statements are free of material misstatement. A review is limited primarily to inquiries of company personnel and analytical procedures applied to financial data and thus provide less assurance than an audit. We have not performed an audit and accordingly, we do not express an audit opinion.

Based on our review conducted as above, nothing has come to our attention that causes us to believe that the accompanying Statement of Consolidated Unaudited Financial Results and Consolidated Unaudited Statement of Assets and Liabilities, prepared in accordance with applicable Accounting Standards and other recognized accounting practices and policies, has not disclosed the information required to be disclosed in terms of Regulation 33 of the SEBI (Listing Obligations and Disclosure Requirements) Regulations, 2015, including the manner in which in which it is to be disclosed, or that it contains any material misstatement.

Place: Kolkata
Dated: 9th November, 2016



For S K AGRAWAL & CO.
Chartered Accountants
Firm Registration No.-306033E


Hemant Kumar Lakhotia
(Partner)
Membership No. 068851

STATEMENT OF UNAUDITED FINANCIAL RESULTS FOR THE QUARTER AND HALF YEAR ENDED 30TH SEPTEMBER, 2016

		Standalone				Consolidated			
		QUARTER ENDED		YEAR ENDED	QUARTER ENDED		HALF YEAR ENDED	YEAR ENDED	
30th September 2016	30th June 2016	30th September 2015	30th September 2016	31st March 2016	30th September 2016	30th June 2016	30th September 2016	31st March 2016	
Unaudited		Unaudited		Audited	Unaudited		Unaudited	Unaudited	Audited
PARTICULARS									
1. Income from Operations									
6281.98	5964.27	5429.49	12246.25	22179.71	6288.17	6,048.96	12,677.13	22252.24	
(1.23)	42.69	61.64	95.66	221.71	(1.23)	42.69	41.46	221.71	
6280.75	6006.96	5491.13	12287.71	22401.42	6626.94	6091.65	12718.59	22473.95	
2. Expenses									
4630.06	4647.13	3743.57	9277.19	16144.85	4959.14	4,728.93	9,688.07	16214.81	
314.66	(156.82)	481.16	157.84	1084.46	314.66	(156.82)	157.84	1084.46	
236.75	210.42	248.84	447.17	666.99	236.75	210.42	447.17	666.99	
205.30	209.66	269.10	552.17	987.66	205.30	209.66	414.96	987.66	
799.01	1005.92	835.17	1804.93	3274.99	802.64	1,007.47	1,810.11	3281.15	
6185.78	5916.31	5577.84	12102.09	22158.95	6518.49	5999.66	12518.15	22235.07	
3. Profit/(Loss) from Operations before Other Income, and finance costs (1-2)									
94.97	90.65	(86.71)	185.62	242.47	108.45	91.99	200.44	238.88	
62.63	76.33	139.97	138.96	433.58	62.63	76.33	138.96	433.58	
157.60	166.98	53.26	324.58	676.05	171.08	168.32	339.40	672.46	
78.47	81.93	115.81	160.40	419.43	78.47	81.93	160.40	419.43	
79.13	85.05	(62.55)	164.18	256.62	92.61	86.39	179.00	253.03	
92.87	33.81	(48.36)	126.68	(35.08)	92.87	33.81	126.68	(35.08)	
(13.74)	51.24	(14.19)	37.50	291.70	(0.26)	52.58	52.32	288.11	
(13.74)	51.24	(14.19)	37.50	291.70	(0.26)	52.58	52.32	288.11	
(13.74)	51.24	(14.19)	37.50	291.70	(0.26)	52.58	52.32	288.11	
655.34	655.34	655.34	655.34	655.34	655.34	655.34	655.34	655.34	
(0.02)	0.08	(0.02)	0.06	0.45	(0.00)	0.08	0.08	0.44	
16. Earnings per share (of Rs 1/- each) (Not annualised):									
Basic & Diluted									



Notes:

- (a) The financial results of the Company for the year ended 30th September 2016 have been reviewed and recommended by the Audit Committee and approved by the Board of Directors of the Company in their respective meetings held on 9th November 2016. The Statutory Auditors of the Company have carried out limited review of these results and the results are being published in accordance with Regulation 33 of the SEBI (Listing Obligations and Disclosure Requirements) Regulation 2015.
- (b) The consolidated financial results comprise of Manaksia Coated Metals & Industries Limited and its wholly owned subsidiary, Manaksia International FZE, incorporated on 2nd August, 2015. Information for comparative figure for previous quarter is not applicable
- (c) Unaudited Financial Results of the Company for the Quarter ended 30th September, 2016 are available at the Company's website www.manaksia.com and websites of all Stock Exchanges, where the Equity shares of the Company are listed.
- (d) Comparative figures have been rearranged / regrouped wherever necessary.

Place: Kolkata

Date: 09.11.2016

**For and on behalf of the Board of Directors
Manaksia Coated Metals & Industries Limited**



**Sushil Kumar Agrawal
(Managing Director)
DIN: 00091793**



To support the Green initiative measures taken by the Ministry of Corporate Affairs, shareholders are requested to update their e-mail address with the Depository Participant and accord their consent at the e-mail manaksiagreen@in.kintime.co.in for receiving Annual Report and other communication in electronic mode.


MANAKSIA COATED METALS & INDUSTRIES LIMITED
Corporate Identity Number:U27100WB2010PLC144409

SEGMENTWISE REVENUE RESULTS AND CAPITAL EMPLOYED FOR THE QUARTER AND HALF YEAR ENDED 30TH SEPTEMBER, 2016

(Rs. in Lacs)

Standalone

QUARTER ENDED				HALF YEAR ENDED		YEAR ENDED	Consolidated				
30th September 2016	30th June 2016	30th September 2015	30th September 2016	30th September 2015	31st March 2016	Particulars	QUARTER ENDED		HALF YEAR ENDED		YEAR ENDED
							30th September 2016	30th June 2016	30th September 2016	30th September 2016	
							UnAudited		UnAudited		Audited
717.15	530.58	696.47	1,247.73	1,522.24	3,382.10	Segment Revenue (Net of Taxes)	717.15	530.58	1,247.73	3,382.10	
5,563.60	5,476.38	4,794.66	11,039.98	9,039.75	19,019.32	a) Mosquito Coil	5,909.79	5,561.07	11,470.86	19,091.85	
6,280.75	6,006.96	5,491.13	12,287.71	10,561.99	22,401.42	b) Metal Products	-	-	-	-	
						c) Others	6,626.94	6,091.65	12,718.59	22,473.95	
6,280.75	6,006.96	5,491.13	12,287.71	10,561.99	22,401.42	Total	6,626.94	6,091.65	12,718.59	22,473.95	
						Less : Inter Segment Revenue	6,626.94	6,091.65	12,718.59	22,473.95	
						Net Sales/Income from operations	6,626.94	6,091.65	12,718.59	22,473.95	
						Segment Results					
						Segment Results (Profit+)/Loss(-) before Tax & Interest from each segment :					
(78.22)	(113.79)	431.51	(192.01)	322.15	134.93	a) Mosquito Coil	(78.22)	(113.79)	(192.01)	134.93	
378.62	448.76	(604.39)	827.38	(316.25)	958.15	b) Metal Products	392.10	450.10	842.20	954.56	
(37.58)	-	169.55	(37.58)	152.32	(464.50)	c) Others	(37.58)	-	(37.58)	(464.50)	
262.82	334.97	(3.33)	597.79	158.22	628.58	Total	276.30	336.31	612.61	624.99	
184.35	81.93	115.81	160.40	185.93	419.43	Less : Interest Expenses	78.47	81.93	160.40	419.43	
3.82	2.47	(119.14)	437.39	(27.71)	209.15	Add : Interest (Income)	197.83	254.38	452.21	205.56	
188.17	255.51	(118.68)	443.68	(26.97)	256.93	Less : Other un-allocable expenditure net of un-allocable (income)	3.82	2.47	6.29	47.78	
109.04	170.46	(56.13)	279.50	205.34	0.31	Total Profit/(loss) before Tax	201.65	256.85	458.50	253.34	
79.13	85.05	(62.55)	164.18	(232.31)	256.62	Total	109.04	170.46	279.50	0.31	
4,661.16	4,660.49	5,391.90	4,661.16	5,391.90	4,962.75	Segment Assets	92.61	86.39	179.00	253.03	
14,611.39	14,211.78	14,206.52	14,611.39	14,206.52	14,928.72	a) Mosquito Coil	4,661.16	4,660.49	4,661.16	4,962.75	
744.64	969.66	796.91	744.64	796.91	893.53	b) Metal Products	14,966.51	14,381.41	14,966.51	15,040.07	
20,017.19	19,841.93	20,395.33	20,017.19	20,395.33	20,785.00	c) Unallocable	744.64	969.68	744.64	893.53	
1,456.15	1,390.13	1,705.11	1,456.15	1,705.11	1,396.07	Total	20,372.31	20,011.58	20,372.31	20,896.35	
6,281.06	5,464.47	3,831.48	6,281.06	3,831.48	6,077.80	Segment Liabilities	1,456.15	1,390.13	1,456.15	1,396.07	
4,007.67	4,701.31	6,896.39	4,007.67	6,896.39	5,076.33	a) Mosquito Coil	6,624.65	5,635.86	6,624.65	6,192.40	
11,744.88	11,555.91	12,432.98	11,744.88	12,432.98	12,550.20	b) Metal Products	4,007.67	4,701.31	4,007.67	5,076.33	
						c) Unallocable	12,088.47	11,727.30	12,088.47	12,664.80	
						Total	12,088.47	11,727.30	12,088.47	12,664.80	



MANAKSIA COATED METALS & INDUSTRIES LIMITED

Registered office : 8/1 Lal Bazar Steet, Kolkata - 700001

Statement of Assets and liabilities

Corporate Identity Number:U27100WB2010PLC144409

(Rs. in Lacs)

Particulars	Consolidated		Standalone	
	As at 30th September 2016 (Unaudited)	As at 31st March 2016 (Audited)	As at 30th September 2016 (Unaudited)	As at 31st March 2016 (Audited)
EQUITY AND LIABILITIES				
(a) Share capital	655.34	655.34	655.34	655.34
(b) Reserves and surplus	7,628.50	7,576.21	7,616.97	7,579.46
Sub-total - Shareholders' funds	8,283.84	8,231.55	8,272.31	8,234.80
Non-current liabilities				
(a) Long-term borrowings	289.02	791.83	289.02	791.83
(b) Deferred tax liabilities (net)	1,158.87	1,113.69	1,158.87	1,113.69
(c) Other long term liabilities	1,010.07	1,164.34	1,010.07	1,164.34
(d) Long-term provisions	42.34	42.34	42.34	42.34
Sub-total - Non-current liabilities	2,500.30	3,112.20	2,500.30	3,112.20
Current liabilities				
(a) Short-term borrowings	1,364.19	3,288.15	1,364.19	3,288.15
(b) Trade payables	5,942.88	4,413.28	5,762.94	4,354.15
(c) Other current liabilities	2,170.49	1,596.88	2,006.84	1,541.41
(d) Short-term provisions	110.61	254.29	110.61	254.29
Sub-total - Current liabilities	9,588.17	9,552.60	9,244.58	9,438.00
TOTAL - EQUITY AND LIABILITIES	20,372.31	20,896.35	20,017.19	20,785.00
ASSETS				
Non-current assets				
(a) Fixed assets				
Tangible Assets	7,718.02	7,266.93	7,718.02	7,266.93
Capital Work in Progress	4,447.71	4,521.25	4,447.71	4,521.25
(b) Non-current investments	0.06	0.06	8.75	8.75
(c) Long-term loans and advances	47.68	52.65	47.68	52.65
(d) Other non current assets	0.65	0.91	0.65	0.91
Sub-total - Non-current assets	12,214.12	11,841.80	12,222.81	11,850.49
Current assets				
(a) Current investments	-	-	-	-
(b) Inventories	1,702.06	2,026.81	1,702.06	2,026.81
(c) Trade receivables	3,979.52	4,456.20	3,946.23	4,407.72
(d) Cash and cash equivalents	202.77	184.49	66.15	119.75
(e) Short-term loans and advances	2,273.84	2,387.05	2,079.94	2,380.23
Sub-total - Current assets	8,158.19	9,054.55	7,794.38	8,934.51
TOTAL - ASSETS	20,372.31	20,896.35	20,017.19	20,785.00

