



Date : November 24,2016

To, The General Manager National Stock Exchange of India Limited Corporate Communication Department Exchange Plaza, Bandra Kurla Complex Bandra (E), Mumbai- 400051	To The General Manager BSE Limited Dept. Of Corporate Services Phiroze Jeejeebhoy Towers Dalal Street, Mumbai-40001
Trading Symbol: UJAAS	Scrip Code: 533644

Dear Sir / Madam,

Sub: Disclosure under Reg. 30 of SEBI (Listing Obligations and Disclosure Requirements) Regulations, 2015

In accordance with Regulation 30 of SEBI (Listing Obligations and Disclosure Requirements) Regulations, 2015. We would like to inform you that, the Company has sent an Earning Presentation to its investors for the Quarter and Half year ended 30th September, 2016.

We enclose the presentation sent to the investors on financial performance of the Company during second quarter.


Submitted for your kind reference and records.


Thanking you,

Yours faithfully
For UJAAS ENERGY LIMITED
For Ujaas Energy Limited

Shilpi Singh Company Secretary
Company Secretary & Compliance Officer
Membership No. A35225

Encl: as above





UJAAS ENERGY LIMITED EARNINGS PRESENTATION

Q2 / H1 - FY17



Executive Summary



COMPANY OVERVIEW

- Ujaas Energy Ltd (UEL) was founded by Mr. Shyam Sunder Mundra and is run today along with his two sons, Mr. Vikalp Mundra and Mr. Anurag Mundra.
- Manufacturing transformers for more than 30 years, the company diversified into the generation of solar energy and launched a solar power turn-key project called 'UJAAS' since 2010.
- UEL was listed on both BSE and NSE in October 2011.
- Company's market capitalization as on 30th September 2016 was approximately INR 4,490 Mn.

BUSINESS MIX

UJAAS Parks

- 'UJAAS Parks' is UEL's flagship offering for one stop comprehensive solar turn-key projects to any potential solar power producer.

UJAAS EPC

- Leveraging the company's experience, both in the power and solar sector, the company is now offering solar EPC solutions to potential solar power producers and captive generators.

Solar Power Generation

- UEL also has a 15.4 MW solar power plant on its own books.
- The Company sells this power to commercial properties in Madhya Pradesh.

MARKETS

- **UJAAS** – UEL has setup more than 150 MW of Solar Power plants for several corporate and Individual clients like KRBL, SRS, Friends Group, Rockwell, Avon cycles, NALCO, SECI etc.
- **Solar Power Generation** – UEL sells its solar power to commercial consumers like hotels, malls, industries across Madhya Pradesh.

FINANCIALS

- **Total Income** in FY16 reported at INR 2,795 Mn
- **EBITDA** in FY16 reported at INR 649 Mn; **EBITDA Margins** reported at 23.22%
- **Net Profit** in FY16 reported at INR 208 Mn; **PAT Margins** reported at 7.44%

Key Highlights



Q2-FY17 Financial Performance:

- Total Income: INR 1,226 Mn; YoY Growth of 130.0%
- EBITDA: INR 197 Mn; YoY Growth of 51.5%
- EBITDA Margin: 16.07%
- Net Profit: INR 97 Mn; YoY Growth of 193.9%
- PAT Margin: 7.91%
- Diluted EPS: INR 0.49

H1-FY17 Financial Performance:

- Total Income: INR 2,180 Mn; YoY Growth of 233.3%
- EBITDA: INR 369 Mn; YoY Growth of 56.4%
- EBITDA Margin: 16.93%
- Net Profit: INR 169 Mn; YoY Growth of 259.6%
- PAT Margin: 7.75%
- Diluted EPS: INR 0.85

Operational Highlights:

- The company has successfully commissioned 20 MW of solar plants (across all segments) during the quarter.
- The company has made a strong foray into the home rooftop solar segment with an order win from Uttarakhand Renewable Energy Development Authority for installations on 364 houses.
- The company has won 'ET Best Infrastructure Brand 2016' for its immense contribution to the Infrastructure Sector.
- Current Order Book: 20 MW
- Current Bid Book: 80 MW

Regulatory Updates:

- The Maharashtra Electricity Regulatory Commission has directed Maharashtra State Electricity Distribution Co. Ltd. to meet its shortfall of Solar Renewable Purchase Obligation latest by March 2017, which in Renewable Energy Certificates terms would amount to more than INR 400 crore.

Quarterly Financial Performance



Particulars (INR. Mn)	Q2 FY17	Q2 FY16	Y-o-Y	Q1 FY17	Q-o-Q
Total Income*	1,226	533	130.0%	954	28.5%
Operating Expenses	1,029	403	155.3%	783	31.4%
EBITDA	197	130	51.5%	171	15.2%
EBITDA Margin (%)	16.07%	24.39%	(832) bps	17.92%	(185) bps
Depreciation	20	20	0.0%	20	0.0%
Finance Cost	53	34	55.9%	43	23.3%
Profit Before Tax	124	76	63.2%	108	14.8%
Taxation	27	43	(37.2)%	36	(25.0)%
Profit After Tax	97	33	193.9%	72	34.7%
PAT Margin (%)	7.91%	6.16%	175 bps	7.55%	36 bps
Diluted EPS (INR)	0.49	0.16	206.3%	0.36	36.1%

* Includes Other Income

Half Yearly Financial Performance



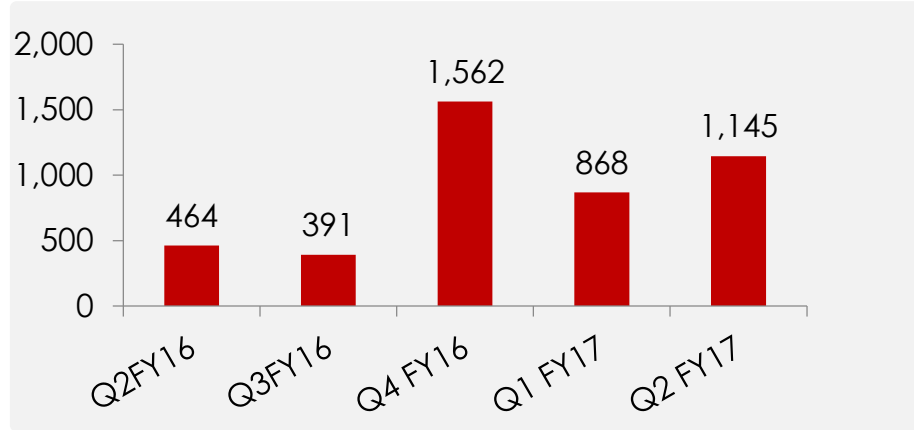
Particulars (INR. Mn)	H1 FY17	H1 FY16	Y-o-Y
Total Income*	2,180	654	233.3%
Operating Expenses	1,811	418	333.3%
EBITDA	369	236	56.4%
EBITDA Margin (%)	16.93%	36.09%	(1,916) bps
Depreciation	40	40	0.0%
Finance Cost	97	69	40.6%
Profit Before Tax	232	127	82.7%
Taxation	63	80	(21.3)%
Profit After Tax	169	47	259.6%
PAT Margin (%)	7.75%	7.19%	56 bps
Diluted EPS (INR)	0.85	0.24	254.2%

* Includes Other Income

Quarterly Performance - Segmental

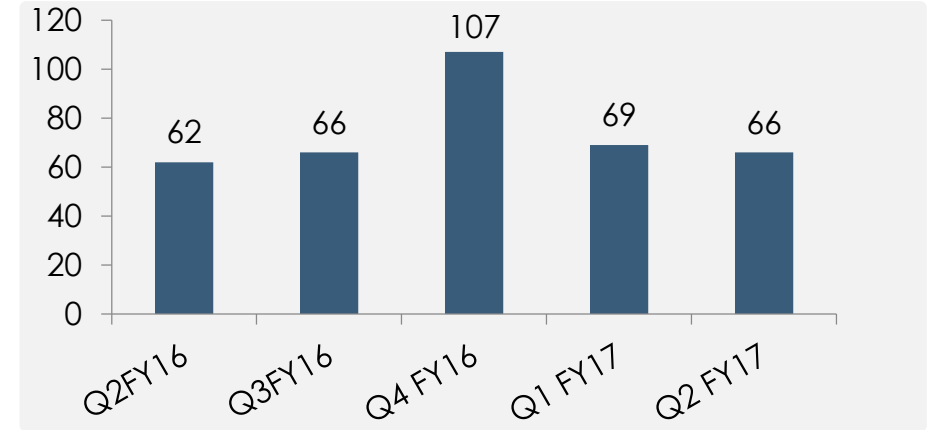


Manufacturing and Sale of Solar Power Plant (INR Mn)

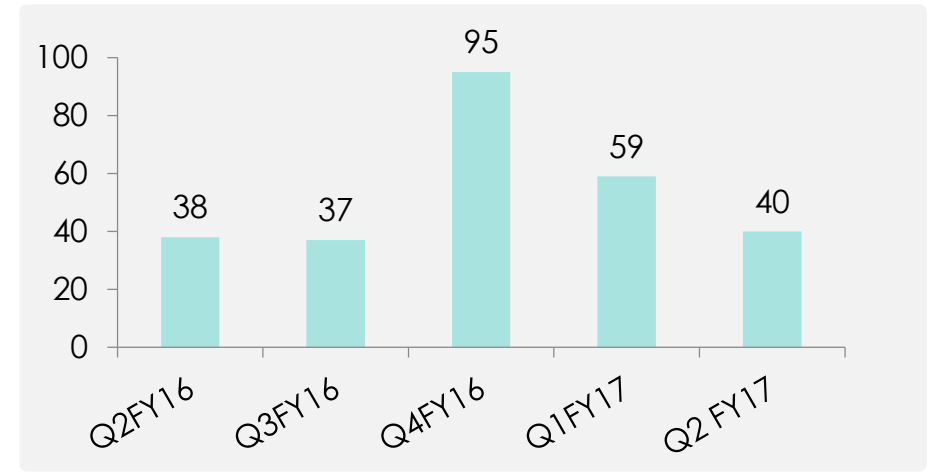
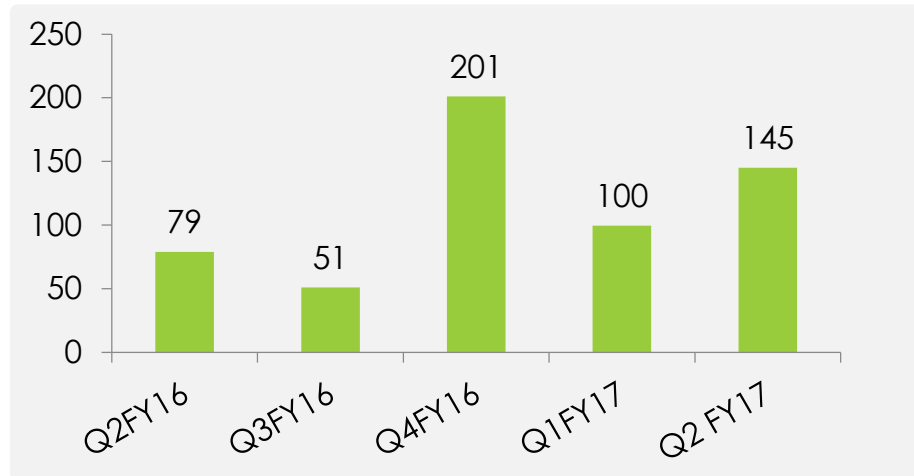


Net Revenue (INR mn)

Solar Power Plant Generation and Maintenance (INR Mn)



EBIT (INR mn)



* Includes Other Income

Income Statement



Particulars (INR. Mn)	FY11	FY12	FY13	FY14	FY15	FY16	H1 FY17
Total Income*	339	370	2,480	5,332	1,133	2,795	2,180
Operating Expenses	305	336	1,972	4,341	688	2,146	1,811
EBITDA	34	34	508	991	445	649	369
EBITDA Margin (%)	10.03%	9.19%	20.48%	18.58%	39.28%	23.22%	16.93%
Finance Cost	19	10	50	91	180	155	97
Depreciation	3	4	19	47	81	80	40
Profit Before Tax	12	20	439	853	184	414	232
Taxation	4	11	169	479	67	205	63
Profit After Tax	8	9	270	374	117	209	169
PAT Margin (%)	2.36%	2.43%	10.89%	7.01%	10.33%	7.48%	7.75%
Diluted EPS (INR)	0.65	0.53	1.35	1.87	0.59	1.04	0.85

* Includes Other Income

Standalone Balance Sheet



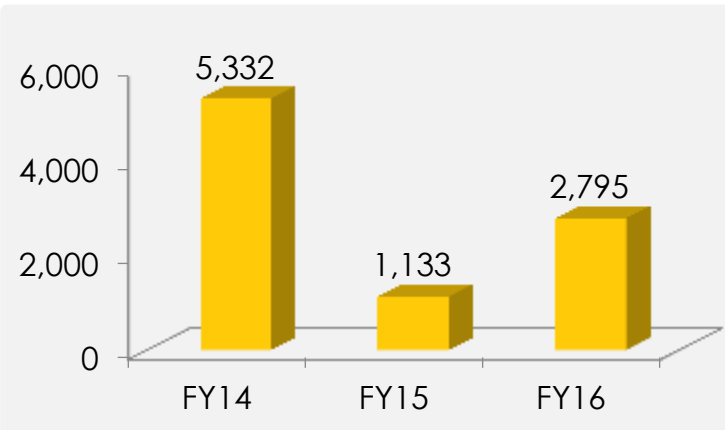
Particulars (INR Mn)	FY14	FY15	FY16	H1FY17	Particulars (INR Mn)	FY14	FY15	FY16	H1FY17
EQUITIES & LIABILITIES					Assets				
Shareholder Funds					Non-current Assets				
(a) Share Capital – Equity	200	200	200	200	Fixed Assets				
(b) Reserves & Surplus	1,428	1,533	1,724	1,893	(a) Tangible Assets	1,904	1,828	1,759	1,733
Total - Shareholder Funds	1,628	1,733	1,924	2,093	(b) Intangible Assets	3	2	2	2
Non-Current Liabilities					(c) Capital Work-in-progress	-	NA	1	-
(a) Long term Borrowings	1,112	994	889	832	(d) Intangible Assets under development	0	NA	0	-
(b) Long term Provisions	1	1	3	4	(e) Long Term Loans & Adv. & other non-current assets	29	41	65	34
(c) Deferred Tax Liability	379	407	524	560	Total – Non-current Assets	1,936	1,871	1,827	1,769
Total - Non-current Liabilities	1,492	1,402	1,416	1,396	Current Assets				
Current Liabilities					(a) Inventories	423	637	819	1,263
(a) Short-Term Borrowings	92	1	43	89	(b) Trade Receivables	1,770	824	1,173	1,028
(b) Trade Payables	1,431	344	1,249	1,129	(c) Cash & Bank Balances	654	160	685	491
(c) Other Current Liabilities	142	138	260	184	(d) Current Investments	10	20	262*	187
(d) Short-term provisions	181	16	26	17	(e) Short-term loans and advances	168	121	143	149
Total – Current Liabilities	1,846	499	1,578	1,419	(f) Other current assets	5	1	9	21
					Total – Current Assets	3,030	1,763	3,091	3,139
GRAND TOTAL	4,966	3,634	4,918	4,908	GRAND TOTAL	4,966	3,634	4,918	4,908

* Includes investments in liquid mutual funds, Effective cash – 947 Mn

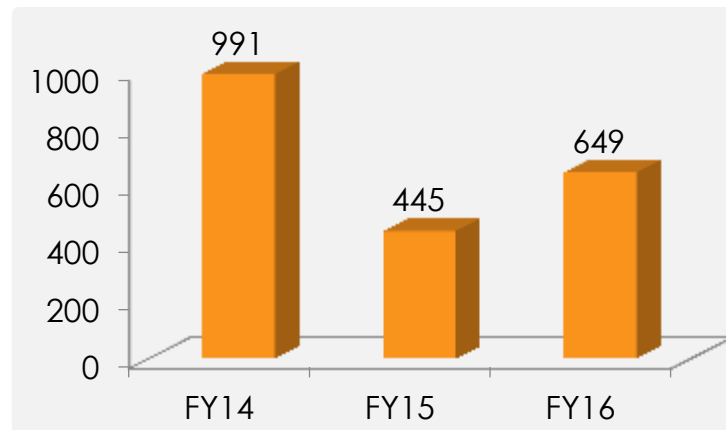
Financial Performance



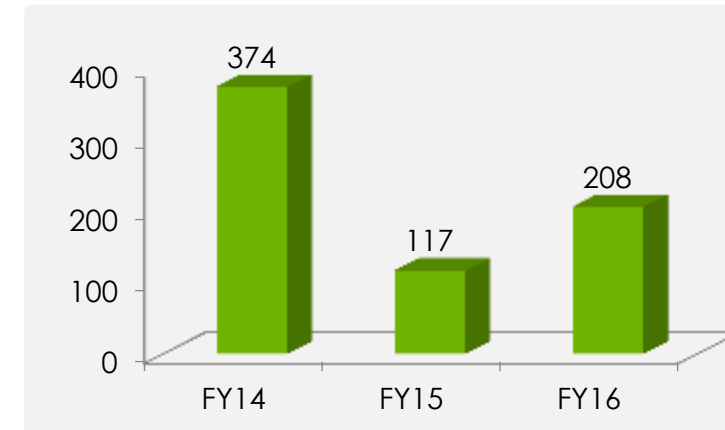
Income* (INR Mn)



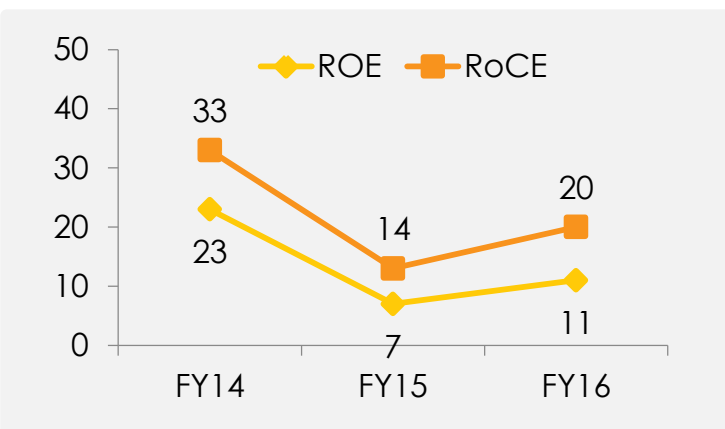
EBIDTA (INR Mn)



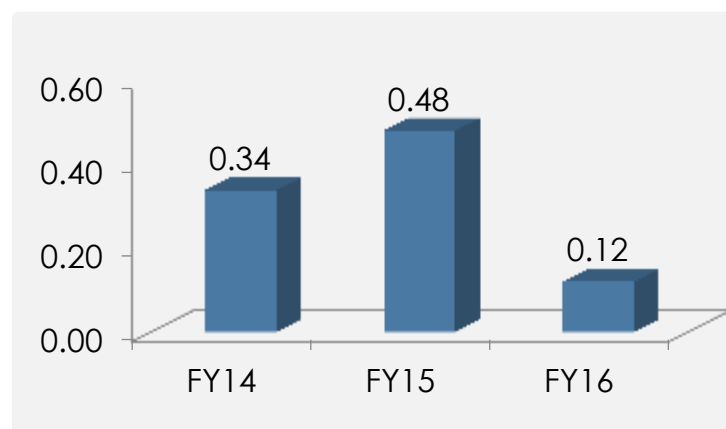
PAT (INR Mn)



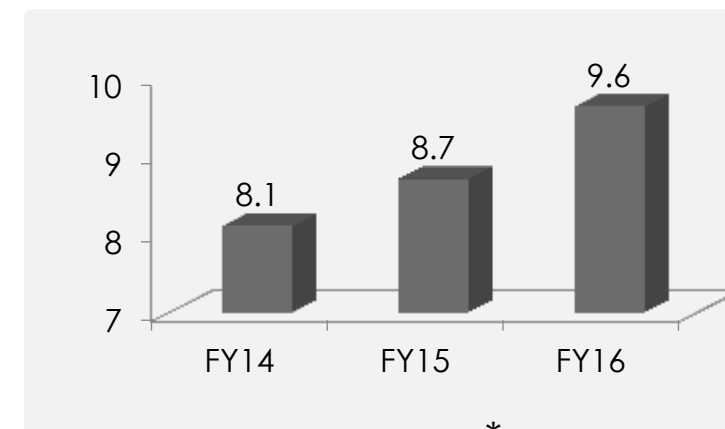
ROE & RoCE (%)



Net Debt Equity (x)



Book Value per Share (INR)



* Includes Other Income

Disclaimer



Ujaas Energy Ltd. Disclaimer:

No representation or warranty, express or implied, is made as to, and no reliance should be placed on, the fairness, accuracy, completeness or correctness of the information or opinions contained in this presentation. Such information and opinions are in all events not current after the date of this presentation. Certain statements made in this presentation may not be based on historical information or facts and may be "forward looking statements" based on the currently held beliefs and assumptions of the management of Ujaas Energy Ltd. ("Company" or "Ujaas Energy Ltd"), which are expressed in good faith and in their opinion reasonable, including those relating to the Company's general business plans and strategy, its future financial condition and growth prospects and future developments in its industry and its competitive and regulatory environment.

Forward-looking statements involve known and unknown risks, uncertainties and other factors, which may cause the actual results, financial condition, performance or achievements of the Company or industry results to differ materially from the results, financial condition, performance or achievements expressed or implied by such forward-looking statements, including future changes or developments in the Company's business, its competitive environment and political, economic, legal and social conditions. Further, past performance is not necessarily indicative of future results. Given these risks, uncertainties and other factors, viewers of this presentation are cautioned not to place undue reliance on these forward-looking statements. The Company disclaims any obligation to update these forward-looking statements to reflect future events or developments.

This presentation is for general information purposes only, without regard to any specific objectives, financial situations or informational needs of any particular person. This presentation does not constitute an offer or invitation to purchase or subscribe for any securities in any jurisdiction, including the United States. No part of it should form the basis of or be relied upon in connection with any investment decision or any contract or commitment to purchase or subscribe for any securities. None of our securities may be offered or sold in the United States, without registration under the U.S. Securities Act of 1933, as amended, or pursuant to an exemption from registration there from.

This presentation is confidential and may not be copied or disseminated, in whole or in part, and in any manner.

Valorem Advisors Disclaimer:

Valorem Advisors is an Independent Investor Relations Management Service company. This Presentation has been prepared by Valorem Advisors based on information and data which the Company considers reliable, but Valorem Advisors and the Company makes no representation or warranty, express or implied, whatsoever, and no reliance shall be placed on, the truth, accuracy, completeness, fairness and reasonableness of the contents of this Presentation. This Presentation may not be all inclusive and may not contain all of the information that you may consider material. Any liability in respect of the contents of, or any omission from, this Presentation is expressly excluded. Valorem Advisors also hereby certifies that the directors or employees of Valorem Advisors do not own any stock in personal or company capacity of the Company under review.

For further details, please feel free to contact our Investor Relations Representatives:



Valorem Advisors Investor Relations Management

Mr. Anuj Sonpal

Tel: +91-22-3006-7521 / 22 / 23 / 24

Email: anuj@valoremadvisors.com



UJAAS ENERGY LIMITED

Email : info@ujaas.com