

Corp. Off : Survey No. 314/3, SDA Compound,
Lasudia Mori, Dewas Naka, Indore - 452010 (M.P.)
Ph. : 0731- 4217800 Fax - 0731- 4217867
E-mail : info@groupsignet.com
Web : www.groupsignet.com
CIN No. : L51900MH1985PLC035202



Dated: 12th November, 2016

To,
The Corporate Relationship Department
Bombay Stock Exchange Limited
PhirozeJeejeebhoy Towers,
Dalal Street,
Mumbai- 400 001
Fax No. : 022-2272 2037, 2272 2041

Scrip Code No. 512131

Dear Sir,

Sub. : Outcome of the Board Meeting

The Meeting of the Board of Directors of Signet Industries Limited, held on Saturday, 12th November, 2016 at 314/3, SDA Compound, Lasudia Mori, Dewas Naka, Indore - 452 010 at 4.00 P.M. has transacted the following business: -

3. The Unaudited financial results for the quarter and half year ended on 30th September, 2016, as reviewed and recommended by Audit Committee, has been approved by the Board of director of the Company.
4. Adopted Reconciliation of Share Capital Audit report and Statement on Investor Complaints / Grievances Redressal Mechanism for the Quarter ended on 30th September, 2016


This is for your kind information & record

Thanking you

Yours faithfully

For and on behalf of the Board Directors
Signet Industries Limited

Mukesh Sangla
Managing Director
DIN 00189676



SIGNET INDUSTRIES LIMITED
UNAUDITED FINANCIAL RESULTS FOR THE QUARTER ENDED 30th SEPTEMBER, 2016

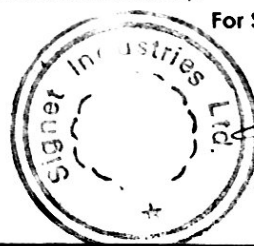
(Rs. In Lacs)

Particulars	Quarter Ended			Half Year Ended		Year Ended
	30.09.2016 Unaudited	30.06.2016 Unaudited	30.09.2015 Unaudited	30.09.2016 Unaudited	30.09.2015 Unaudited	31.03.2016 Audited
PART - I						
1. Income from Operations						
a. Net Sales/ income from Operations (Net of excise duty)	19,774.42	24,221.08	15,075.60	43,995.50	35,200.57	79,117.47
b. Other Operating Income	32.35	192.35	41.61	224.70	95.11	239.72
Total Income from Operations (Net)	19,806.77	24,413.43	15,117.21	44,220.20	35,295.68	79,357.19
2. Expenses						
a. Cost of Material Consumed	4,557.27	5,736.78	3,666.98	10,294.05	8,596.08	18,731.18
b. Purchase of Stock-in-trade	12,743.38	16,032.01	9,720.18	28,775.39	20,947.72	47,050.80
c. Changes in inventories of finished goods, work-in-progress and stock-in-trade	(1,177.34)	(574.94)	(1,252.61)	(1,752.28)	(527.57)	503.98
d. Employee Benefit Expenses	363.34	355.29	321.23	718.63	644.56	1,366.01
e. Depreciation & amortisation Expenses	167.79	168.54	161.21	336.33	326.72	655.78
f. Other Expenses	1,678.29	1,206.22	807.49	2,884.51	1,959.87	5,046.40
Total Expenses	18,332.73	22,923.90	13,424.48	41,256.63	31,947.38	73,354.15
3. Profit from Operations before Other Income, Finance Cost and Exceptional Items	1,474.04	1,489.53	1,692.73	2,963.57	3,348.30	6,003.04
4. Other Income/(Loss)	109.92	50.04	59.11	159.96	126.96	310.96
5. Profit/(Loss) from ordinary activities before Finance Cost and Exceptional Items	1,583.96	1,539.57	1,751.84	3,123.53	3,475.26	6,314.00
6. Finance Costs	824.81	1,008.68	1,040.46	1,833.49	2,005.92	4,001.04
7. Profit/(Loss) from ordinary activities after Finance Cost but before Exceptional Items	759.16	530.89	711.38	1,290.05	1,469.34	2,312.96
8. Exceptional Items	-	-	-	-	-	-
9. Profit/(Loss) from Ordinary Activities before tax	759.16	530.89	711.38	1,290.05	1,469.34	2,312.96
10. Tax Expense	156.72	107.68	149.53	264.40	324.58	572.04
11. Net Profit/(Loss) from ordinary activities after tax	602.44	423.21	561.85	1,025.65	1,144.76	1,740.92
12. Extraordinary Item (Net of Tax Expense)	-	-	-	-	-	-
13. Net Profit/(Loss) for the period	602.44	423.21	561.85	1,025.65	1,144.76	1,740.92
14. Paid up Equity Capital (Face Value of Re.1)	2,943.70	2,943.70	2,918.70	2,943.70	2,918.70	2,918.70
15. Reserves excluding revaluation reserves (As per balance sheet of prev. accounting year)	-	-	-	-	-	7,569.96
16. Basic & Diluted EPS (Not annualised)	0.20	0.14	0.19	0.35	0.39	0.58

Notes:-

- The above results were reviewed by the Audit Committee and approved at the meeting of the Board of Directors held on 12th November, 16.
- Consignment Sale of 3170.89 Lacs for the Half Year Ended on 30.09.16 is not included in the above sales.
- The figures for the Quarter Ended 30th September, 16 are the balancing figures between Unaudited figures in respect of Half Year Ended on 30th September, 16 and the published year to date unaudited figures upto 30th June, 16.
- Previous year figures have been regrouped/rearranged wherever necessary.

For Signet Industries Limited



Mukesh Sangla
Mukesh Sangla
Managing Director
DIN :- 00189676


Place: Indore

Date: November 12, 2016

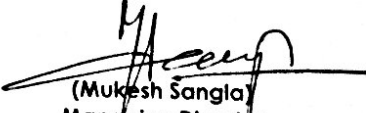
Segment-wise Revenue, Results, Assets and Liabilities

(Rs. In Lacs)

Particulars	3 Months Ended	Preceding 3 Months Ended	Corresponding 3 Months Ended in Previous Year	6 Months Ended	Corresponding 6 Months Ended	Year ended
	30.09.2016	30.06.2016	30.09.2015	30.09.2016	30.09.2015	31.03.2016
	Unaudited	Unaudited	Unaudited	Unaudited	Unaudited	Audited
Segment Revenue						
Manufacturing	7,376.17	8,709.81	4,851.02	16,085.98	13,496.63	30,225.05
Windmill	49.01	30.63	37.79	79.64	73.30	94.47
Trading	12,383.61	15,674.13	10,229.81	28,057.74	21,727.19	49,048.34
Unallocable	107.89	48.91	57.70	156.80	125.52	300.28
Total	19,916.68	24,463.48	15,176.32	44,380.16	35,422.64	79,668.14
Segment Results						
Manufacturing	1,300.96	1,430.97	1,277.39	2,731.93	2,776.36	5,460.17
Windmill	22.07	13.59	20.88	35.66	39.85	27.34
Trading	173.44	69.54	452.22	242.98	634.07	709.46
Unallocable	87.49	25.47	1.35	112.96	24.98	117.03
Total	1,583.96	1,539.57	1,751.84	3,123.53	3,475.26	6,314.00
Less:						
Interest	824.81	1,008.68	1,040.46	1,833.49	2,005.92	4,001.04
Unallocable Expenditure	-	-	-	-	-	-
Total Profit Before Tax / Exceptional	759.16	530.89	711.38	1,290.05	1,469.34	2,312.96
Less: Exceptional Items	-	-	-	-	-	-
Total Profit Before Tax	759.16	530.89	711.38			2,312.96
Segment Assets						
Manufacturing	41,742.20	40,081.91	33,513.90	41,742.20	33,513.90	35,504.10
Windmill	708.55	652.68	785.38	708.55	785.38	663.85
Trading	12,212.92	13,527.51	13,523.89	12,212.92	13,523.89	10,814.91
Unallocable	3,584.45	3,253.29	3,708.75	3,584.45	3,708.75	4,473.75
Total	58,248.12	57,515.39	51,531.91	58,248.12	51,531.91	51,456.61
Segment Liabilities						
Manufacturing	13,309.11	16,039.80	11,121.05	13,309.11	11,121.05	12,263.83
Windmill	4.00	-	0.00	4.00	0.00	7.05
Trading	5,694.54	5,620.31	5,755.05	5,694.54	5,755.05	6,182.14
Unallocable	25,101.16	22,318.42	23,443.33	25,101.16	23,443.33	21,414.94
Total	44,108.81	43,978.53	40,319.43	44,108.81	40,319.43	39,867.96



For Signet Industries Limited


(Mukesh Sangla)
Managing Director
DIN :- 00189676

Place : Indore
Date : 12th November, 2016


Corp. Off : Survey No. 314/3, SDA Compound,
 Lasudia Mori, Dewas Naka, Indore - 452010 (M.P.)
 Ph. : 0731-4217800 Fax - 0731-4217867
 E-mail : info@groupsignet.com
 Web : www.groupsignet.com
 CIN No. : L51900MH1985PLC035202



STATEMENT OF ASSETS AND LIABILITIES AS ON 30TH SEPTEMBER 2016

Particulars	(Rs. in Lacs)	
	As at 30th September 2016 Unaudited	As at 31st March, 2016 Audited
I. EQUITY AND LIABILITIES		
<u>Shareholders' Funds</u>		
a. Share Capital	4,043.70	4,018.70
b. Reserves & Surplus	10,095.61	7,569.96
	<u>14,139.31</u>	<u>11,588.66</u>
<u>Non Current Liabilities</u>		
a. Long Term Borrowings	4,735.63	5,435.81
b. Deferred Tax Liabilities	1,311.54	1,322.79
c. Long Term Provisions	73.04	68.18
	<u>6,120.21</u>	<u>6,826.78</u>
<u>Current Liabilities</u>		
a. Short Term Borrowings	16,947.49	12,567.88
b. Trade Payables	16,945.44	17,251.81
c. Other Current liabilities	3,324.50	2,575.11
d. Short Term Provisions	771.17	646.37
	<u>37,988.60</u>	<u>33,041.17</u>
TOTAL	<u>58,248.12</u>	<u>51,456.61</u>
II. ASSETS		
<u>Non-Current Assets</u>		
a. Fixed Assets		
Tangible Assets	7,524.77	7,746.91
Intangible Assets	0.61	0.90
Capital work - in - progress	51.35	-
Intangible assets under development	0.45	0.45
b. Non- Current Investments	11.69	6.69
c. Long Term Loans & Advances	480.45	487.94
d. Other Non - Current Assets	0.54	418.59
	<u>8069.86</u>	<u>8661.48</u>
<u>Current Assets</u>		
a. Inventories	12,591.18	10,345.70
b. Trade Receivables	29,181.22	26,493.56
c. Cash & Bank Balances	2,986.66	3,422.68
d. Short -Term Loans & Advances	5,195.69	2,408.70
e. Other Current Assets	223.51	124.49
	<u>50,178.26</u>	<u>42,795.13</u>
TOTAL	<u>58,248.12</u>	<u>51,456.61</u>

Place : Indore
 November 12, 2016



By Order of the Board
 For Signet Industries Limited

Mukesh Sangla
 Mukesh Sangla
 Chairman & Managing Director
 DIN :- 00189676