

MILLENNIUM ONLINE SOLUTIONS (INDIA) LIMITED

(Formerly known as Mahamaya Investments Limited)

CIN NO: L72900MH1980PLC062779

No 11, 1st Floor, Kris Korner Commercial Plaza, Opp SaraswatiVidhyalya, G B Road, Thane
(West) Thane 400615

Visit us at: www.mosil.co, Email - mosilinfo@gmail.com, complianceatmillennium@gmail.com

Date: 14TH November, 2016

To,
Department of Corporate Service (DCS-CRD),
BSE Limited
Phiroze Jeejeebhoy Towers,
Dalal Street, Fort,
Mumbai - 400001

Sub: Submission of Un-audited Financial Results for Quarter and half year ended 30. September, 2016 with Limited Review Report in pursuance of regulation 33 of Listing Obligation and Disclosure Requirement, 2015 along with Statement of Assets and Liabilities for Half year Ended 30th September, 2016

Ref: Millennium Online Solutions (India) Limited [Formerly known as Mahamaya Investments Limited] Script Code- 511187

Dear Sir,


Kindly find enclosed herewith duly approved Un-audited Financial Results for Quarter and half year ended 30, September, 2016 with Limited Review Report in pursuance of regulation 33 of Listing Obligation and Disclosure Requirement, 2015 along with Statement of Assets and Liabilities for Half year Ended 30th September, 2016

Kindly take on record and acknowledge receipt of the same.

Thanking You,

Yours faithfully,

**FOR MILLENNIUM ONLINE SOLUTIONS (INDIA) LIMITED
(Formerly Known as Mahamaya Investments Limited)**



**NEERAJ GUPTA
MANAGING DIRETOR
DIN 00073274**



Corporate Office:208-209-Regent Square, Above D-Mart, Nr. Mahalaxmi Temple, AnandMahal Road,
Adajan, Surat-395009 Tel: 0261-6575717

MILLENNIUM ONLINE SOLUTIONS (INDIA) LIMITED

(FORMERLY KNOWN AS MAHARAJA INVESTMENTS LTD)
 CIN No: U72900MH1980PT1C062779
 No 11, 1st Floor, Kirti Korner Commercial Plaza, Opp SaraswathiVidyalaya, C B Road, Thane (West) Thane 400615

The Secretary
 The Bombay Stock Exchange
 Mumbai

STANDALONE

CONSOLIDATED

(Rs. in Lakhs)

PART I	Particulars	Statement of STAND ALONE and CONSOLIDATED Unaudited Results for the Quarter Ended 30/09/2016													
		3 months ended 30.09.2016	Preceding 3 months ended 30.06.2016	Corresponding 3 months ended (30.09.15) in the previous	Corresponding 6 months ended (30.09.16)	Corresponding 6 months ended (30.09.15)	Year to date figures for the current year ended (31/03/2016)	Year to date figures for the current year ended (31/03/2016)	3 months ended 30.09.2016	Preceding 3 months ended 30.06.2016	Corresponding 3 months ended (30.09.15) in the previous	Corresponding 6 months ended (30.09.16)	Corresponding 6 months ended (30.09.15)	Year to date figures for the current year ended (31/03/2016)	Year to date figures for the current year ended (31/03/2016)
		(Unaudited)	(audited)	(Unaudited)	(Unaudited)	(Unaudited)	(Audited)	(Unaudited)	(Unaudited)	(Unaudited)	(Unaudited)	(Unaudited)	(Unaudited)	(Audited)	(Audited)
1	Income from operations (a) Net sales/income from operations (Net of excise duty) (b) Other operating income	40.88	27.08	0.00	67.96	0.00	15.72	15.42	425.02	408.62	532.22	833.64	1067.18	1917.20	1.72
	Total income from operations (net)	40.88	27.08	0.00	67.96	0.00	31.14	425.02	408.62	532.22	833.64	1067.18	1918.92		
2	Expenses (a) Cost of materials consumed (b) Purchases of stock-in-trade (c) Changes in inventories of finished goods, work-in-progress and stock-in-trade (d) Employee benefits expense (e) Depreciation and amortisation expense (f) Other expenses (Any item exceeding 10% of the total expenses relating to continuing operators to be shown separately)	0.00	0.00	0.00	67.73	0.00	0.00	15.13	282.21	0.00	0.00	602.83	0.00	0.00	0.00
		41.88	26.05	0.00	-2.48	0.00	-0.16	78.15	12.55	12.57	11.02	25.12	773.58	1475.08	15.25
		-2.32	-0.16	0.00	0.00	0.98	1.80	0.00	60.99	0.00	-49.05	110.12	100.08	85.63	2.00
		0.00	0.00	0.56	0.00	0.00	15.11	49.13	60.99	-49.05	110.12	159.86	159.86	334.04	334.04
	Total expenses	39.78	28.70	6.03	68.48	9.77	31.88	422.04	407.97	526.65	830.01	1062.86	1912.00	6.92	6.92
3	Profit / (Loss) from operations before other income, finance costs and exceptional items(1-2)	1.10	-1.62	-6.03	-0.52	-9.77	-0.74	2.98	0.65	0.65	5.57	3.63	4.32	6.92	6.92
4	Other income	0.00	0.00	0.00	0.00	0.00	0.00	0.00	0.00	0.00	0.00	0.00	0.00	0.00	0.00
5	Profit / (Loss) from ordinary activities before finance costs and exceptional items (3 & 4)	1.10	-1.62	-6.03	-0.52	-9.77	-0.74	2.98	0.65	0.65	5.57	3.63	4.32	6.92	6.92
6	Finance costs	0.00	0.00	0.00	0.00	0.00	0.00	0.00	0.00	0.00	0.00	0.00	0.00	0.00	0.00
7	Profit / (Loss) from ordinary activities after finance costs but before exceptional items (5 & 6)	1.10	-1.62	-6.03	-0.52	-9.77	-0.74	2.98	0.65	0.65	5.57	3.63	4.32	6.92	6.92
8	Exceptional items	0.00	0.00	0.00	0.00	0.00	0.00	0.00	0.00	0.00	0.00	0.00	0.00	0.00	0.00
9	Profit / (Loss) from ordinary activities before tax (7 & 8)	1.10	-1.62	-6.03	-0.52	-9.77	-0.74	2.98	0.65	0.65	5.57	3.63	4.32	6.92	6.92



STATEMENT OF CONSOLIDATED ASSETS AND LIABILITIES AS ON SEPTEMBER 30, 2016			
Sr. No.	Particulars	Period Ended	
		30.09.16	31.03.16
		Un-Audited	Audited
A	EQUITY AND LIABILITIES		
1	Shareholders' Fund		
	(a) Share Capital	50019510	50019510
	(b) Reserves and Surplus	3412369	3077818
	Sub-total - Shareholders' Fund	53431879	53097328
2	Non-Current Liabilities		
	(a) Long Term Borrowings	19717962	20187962
	(b) Deferred Tax Liabilities (Net)	0	0
	(c) Other Long-Term Liabilities	0	0
	(d) Long-Term Provisions	0	0
	Sub-total -Non-Current Liabilities	19717962	20187962
3	Current Liabilities		
	(a) Short-Term Borrowings	19250161	23264341
	(b) Trade Payables	139128	2462415
	(c) Other Current Liabilities	0	0
	(d) Short-Term Provisions	906174	1138681
	Sub-total -Current Liabilities	20295463	26865437
	TOTAL - EQUITY AND LIABILITIES	93445304	100150727
B	ASSETS		
1	Non-Current Assets		
	(a) Fixed Assets	520678	496759
	(b) Non-Current Investments	14031053	14031053
	(c) Deferred Tax Assets (Net)	0	109702
	(d) Long-Term Loans and Advances	21975462	23299461
	(e) Other non-current asstes	0	0
	Sub-total -Non-Current Assets	36527193	37936975
2	Current Assets		
	(a) Current Investments	0	0
	(b) Inventories	30185644	39379721
	(c) Trade Receivables	18848657	13532442
	(d) Cash and Cash Equivalents	4331594	2297375
	(e) Short-Term Loans and Advances	3394268	6819996
	(f) Other Current Assets	157948	184218
	Sub-total -Current Assets	56918111	62213752
	TOTAL - ASSETS	93445304	100150727

Notes:

- 1)The above results for the quarter ended 30.09.2016 have been reviewed by the Audit Committee and thereafter were approved by the Board of Directors at their meeting held on 14th Nvember,2016
- 2)The Statutory Auditors of the Company have carried out a "Limited Review" of the above unaudited results.
- 3) Figures for previous year /period have been regrouped/rearranged wherever necessary to confirm the current period.
- 4) The entire operations of the Company relate to only one segment hence reporting as defined in AS 17 is not applicable
- 5) Figures of last quarter are the balancing figures between audited figures in respect of the full financial year and the published year to date figures upto the third quarter of the current financial year

Date: 14th Nov 2016
Place: Mumbai

For Millennium Online Solutions (India) Ltd
(Formerly Mahamaya Investments Ltd)

Hemal Singh
Hemal Singh
DIRECTOR
DIN:05124923



STATEMENT OF STANDLONE ASSETS AND LIABILITIES AS ON SEPTEMBER 30, 2016			
Sr. No.	Particulars	Period Ended	
		30.09.16	31.03.16
		Un-Audited	Audited
A	EQUITY AND LIABILITIES		
1	Shareholders' Fund		
	(a) Share Capital	50019510	50019510
	(b) Reserves and Surplus	391259	441964
	Sub-total - Shareholders' Fund	50410769	50461474
2	Non-Current Liabilities		
	(a) Long Term Borrowings	0	0
	(b) Deferred Tax Liabilities (Net)	0	0
	(c) Other Long-Term Liabilities	0	0
	(d) Long-Term Provisions	0	0
	Sub-total -Non-Current Liabilities	0	0
3	Current Liabilities		
	(a) Short-Term Borrowings	1588160	0
	(b) Trade Payables	139128	925750
	(c) Other Current Liabilities	0	0
	(d) Short-Term Provisions	226394	142716
	Sub-total -Current Liabilities	1953682	1068466
	TOTAL - EQUITY AND LIABILITIES	52364451	51529940
B	ASSETS		
1	Non-Current Assets		
	(a) Fixed Assets	180326	180326
	(b) Non-Current Investments	29031053	29031053
	(c) Deferred Tax Assets (Net)	0	0
	(d) Long-Term Loans and Advances	20287962	21519961
	(e) Other non-current asstes	0	0
	Sub-total -Non-Current Assets	49499341	50731340
2	Current Assets		
	(a) Current Investments	0	0
	(b) Inventories	264121	16015
	(c) Trade Receivables	990675	165988
	(d) Cash and Cash Equivalents	1452366	432379
	(e) Short-Term Loans and Advances	0	0
	(f) Other Current Assets	157948	184218
	Sub-total -Current Assets	2865110	798600
	TOTAL - ASSETS	52364451	51529940



C.P. JARIA & CO.

CHARTERED ACCOUNTANTS

M-28, SUPER TEX TOWER,
OPP. KINNARY CINEMA,
RING ROAD, SURAT-395002.
PH: 2343289, 6620550
Email:cpjaria@yahoo.co.in

Format for the limited review report for companies other than banks:

To


Millenium Online Solutions (India) Ltd
Formely Mahamaya Investments Ltd
OFFICE NO 11 1 ST FLOOR KRIS CORNER COMMERCIAL PLAZA,
OPP SARASWATI VIDHYALAYA,
GHODBUNDER ROAD, THANE

We have reviewed the accompanying statement of unaudited financial results of MILLENIUM ONLINE SOLUTIONS (INDIA) LIMITED (Formely known as MAHAMAYA INVESTMENTS LIMITED (Name of the Company) for the period ended 30/09/2016. This statement is the responsibility of the Company's management and has been approved by the Board of Directors. Our responsibility is to issue a report on these financial statements based on our review.


We conducted our review in accordance with the Standard on Review Engagement (SRE) 2400, Engagements to Review Financial Statements issued by the Institute of Chartered Accountants of India. This standard requires that we plan and perform the review to obtain moderate assurance as to whether the financial statements are free of material misstatement. A review is limited primarily to inquiries of company personnel and analytical procedures applied to financial data and thus provides less assurance than an audit. We have not performed an audit and accordingly, we do not express an audit opinion.

Based on our review conducted as above, nothing has come to our attention that causes us to believe that the accompanying statement of unaudited financial results prepared in accordance with applicable accounting standards and other recognized accounting practices and policies has not disclosed the information required to be disclosed in terms of Regulation 33 of the SEBI (Listing Obligations and Disclosure Requirements) Regulations, 2015 including the manner in which it is to be disclosed, or that it contains any material misstatement.

For C.P. Jaria & Co
Chartered Accountants



PANKAJ KUMAR JAIN
M.No.112020
FRN 104058W



Date: 14/11/2016

Place: Surat