



November 14, 2016

National Stock Exchange of India Ltd. ✓  
Exchange Plaza,  
Plot no. C/1, G Block,  
Bandra-Kurla Complex, Bandra (E)  
Mumbai - 400 051.

✓  
BSE Limited  
Floor 25, Phiroze Jeejeebhoy Towers,  
Dalal Street,  
Mumbai-400 001

Scrip Code: DCM/502820

Sub: Un-audited Financial Results of the Company for the 2<sup>nd</sup> quarter and six months ended September 30, 2016 pursuant to Regulation 33 of SEBI (Listing Obligations and Disclosure Requirements) Regulations, 2015

Dear Sir,

In terms of Regulation 33 of SEBI (Listing Obligations and Disclosure Requirements) Regulations, 2015, this is to inform you that the Board of Directors of the Company at its meeting held today at Conference Room, 3<sup>rd</sup> Floor, Sri Ram Center, 4, Safdar Hashmi Marg, Mandi House, New Delhi, have approved and taken on record the un-audited Financial Results of the Company for 2<sup>nd</sup> quarter and six months ended September 30, 2016.

The said un-audited Financial Results of the Company for 2<sup>nd</sup> quarter and six months ended September 30, 2016 duly signed by the Chairman & Managing Director of the Company along with Limited Review Report thereon by Statutory Auditors of the Company, are enclosed herewith for your information and records.


In terms of Regulation 30 of SEBI (Listing Obligations and Disclosure Requirements) Regulations, 2015, please further note that Mr. Sumant Bharat Ram has been designated as Chief Executive & Financial Officer of the Company with effect from November 14, 2016.

Please acknowledge receipt of the same.

Thanking you,

Yours truly,

For DCM Limited

  
Yadvinder Goyal  
Company Secretary



Encl. - As above

Registered Office :

Vikrant Tower, 4, Rajendra Place, New Delhi-110008

Phone : (011) 25719967 Fax : (011) 25765214

CIN: L74899DL1889PLC000004 Website: www.dcm.in E-mail: dcmltd@dcm.in

e-mail id: investors@dcm.in

# BSR & Co. LLP

Chartered Accountants

Building No.10, 8th Floor, Tower-B  
DLF Cyber City, Phase - II  
Gurgaon - 122 002, India

Telephone: + 91 124 2358 610  
Fax: + 91 124 2358 613

## Review report to the Board of Directors of DCM Limited

1. We have reviewed the accompanying statement of unaudited standalone financial results ("the financial results") of DCM Limited ('the Company') for the quarter and six months ended September 30, 2016 attached herewith, being submitted by the Company pursuant to the requirements of Regulation 33 of SEBI (Listing Obligations and Disclosure Requirements) Regulations, 2015. Attention is drawn to Note 1 to the financial results, wherein it is explained that the figures for the quarter and six months ended September 30, 2015 (as adjusted) have been arrived by aggregating the separate results of the Company and erstwhile DCM Engineering Limited. These financial results are the responsibility of the Company's management and have been approved by the Board of Directors on November 14, 2016. Our responsibility is to issue a report on these financial results based on our review.
2. We conducted our review in accordance with the Standard on Review Engagement (SRE) 2410, "Review of Interim Financial Information performed by the Independent Auditor of the Entity" issued by the Institute of Chartered Accountants of India. This standard requires that we plan and perform the review to obtain moderate assurance as to whether the financial results are free of material misstatement. A review is limited primarily to inquiries of company personnel and analytical procedures applied to financial data and thus provides less assurance than an audit. We have not performed an audit and accordingly, we do not express an audit opinion.
3. Based on our review conducted as above, nothing has come to our attention that causes us to believe that the accompanying financial results prepared in accordance with applicable accounting standards specified under Section 133 of the Companies Act, 2013, read with Rule 7 of the Companies (Accounts) Rules, 2014 and other recognized accounting practices and policies, has not disclosed the information required to be disclosed in terms of Regulation 33 of the Securities and Exchange Board of India (Listing Obligations and Disclosure Requirements) Regulations, 2015 including the manner in which it is to be disclosed, or that it contains any material misstatement.

For BSR & Co. LLP

Chartered Accountants

Firm Registration Number: 101248W/W-100022

  
Kaushal Kishore  
Partner

Membership number: 090075

Place: New Delhi

Date : November 14, 2016

STATEMENT OF STANDALONE UNAUDITED FINANCIAL RESULTS FOR THE QUARTER AND HALF YEAR ENDED SEPTEMBER 30, 2016

(Rupees in Lacs)

Sr. No.	Particulars	Three months ended	Preceding Three months ended	Corresponding Three months ended	Corresponding Three months ended	Six months ended	Corresponding Six months ended	Corresponding Six months ended	Year ended
		30.09.2016	30.06.2016	30.09.2015	30.09.2015	30.09.2016	30.09.2015	30.09.2015	31.03.2016
		Unaudited	Unaudited	Unaudited	As reported *	Unaudited	Unaudited	Unaudited	Audited
1	<b>Income from operations</b>								
	a) Net sales /services (net of excise duty)	20,079	22,873	21,226	14,013	42,952	41,333	26,258	84,189
	b) Other operating income (refer note 2)	1,041	955	1,145	1,091	1,996	2,092	1,994	5,765
	<b>Total income from operations (net) (a+b)</b>	<b>21,120</b>	<b>23,828</b>	<b>22,371</b>	<b>15,104</b>	<b>44,948</b>	<b>43,425</b>	<b>28,252</b>	<b>89,954</b>
2	<b>Expenses</b>								
	a) Cost of materials consumed	12,183	12,157	10,852	8,508	24,340	22,560	17,434	44,454
	b) Changes in inventories of finished goods, work-in-progress and land for development	(2,441)	(468)	1,030	839	(2,909)	(728)	(1,052)	976
	c) Employee benefits expense	3,501	3,482	3,218	1,914	6,983	6,466	3,736	13,471
	d) Depreciation and amortisation expense	945	934	914	496	1,879	1,798	1,001	3,640
	e) Other expenses :								
	- Power and fuel etc.	3,066	3,279	2,765	1,443	6,345	5,614	2,815	11,398
	- Stores and spares	1,845	1,962	1,838	287	3,807	3,589	662	6,542
	- Others	1,789	1,660	2,241	1,432	3,449	4,048	2,414	7,528
	<b>Total expenses</b>	<b>20,888</b>	<b>23,006</b>	<b>22,858</b>	<b>14,919</b>	<b>43,894</b>	<b>43,347</b>	<b>27,010</b>	<b>88,009</b>
3	<b>Profit/(loss) from operations before other income, finance costs and exceptional items (1-2)</b>	<b>232</b>	<b>822</b>	<b>(487)</b>	<b>185</b>	<b>1,054</b>	<b>78</b>	<b>1,242</b>	<b>1,945</b>
4	Other income	79	170	283	199	249	815	418	1,329
5	<b>Profit/(loss) from ordinary activities before finance costs and exceptional items (3+4)</b>	<b>311</b>	<b>992</b>	<b>(204)</b>	<b>384</b>	<b>1,303</b>	<b>893</b>	<b>1,660</b>	<b>3,274</b>
6	Finance costs	579	805	817	461	1,384	1,679	1,004	3,256
7	<b>Profit/(loss) from ordinary activities after finance costs but before exceptional items (5-6)</b>	<b>(268)</b>	<b>187</b>	<b>(1,021)</b>	<b>(77)</b>	<b>(81)</b>	<b>(786)</b>	<b>656</b>	<b>18</b>
8	Exceptional items	-	-	-	-	-	-	-	-
9	<b>Profit/(loss) from ordinary activities before tax (7 + 8)</b>	<b>(268)</b>	<b>187</b>	<b>(1,021)</b>	<b>(77)</b>	<b>(81)</b>	<b>(786)</b>	<b>656</b>	<b>18</b>
10	Tax expense (net)	14	10	(341)	(341)	24	16	6	(311)
11	<b>Net profit/(loss) from ordinary activities after tax (9-10)</b>	<b>(282)</b>	<b>177</b>	<b>(680)</b>	<b>264</b>	<b>(105)</b>	<b>(802)</b>	<b>650</b>	<b>329</b>
12	Extraordinary items	-	-	-	-	-	-	-	-
13	<b>Net profit/(loss) for the period (11 + 12)</b>	<b>(282)</b>	<b>177</b>	<b>(680)</b>	<b>264</b>	<b>(105)</b>	<b>(802)</b>	<b>650</b>	<b>329</b>
14	Paid-up equity share capital of Rs.10 each	1,867	1,867	1,738	1,738	1,867	1,738	1,738	1,738
15	Reserve excluding revaluation reserves as per balance sheet								
16	(i) Earnings per share (before extraordinary items) (of Rs. 10 each)								
	- Basic - Rs. per share	(1.51)	0.95	(3.91)	1.52	(0.56)	(4.61)	3.74	1.89
	- Diluted - Rs. per share	(1.51)	0.95	(3.91)	1.52	(0.56)	(4.61)	3.74	1.76
	(ii) Earnings per share (after extraordinary items) (of Rs. 10 each) (not annualised)								
	- Basic - Rs. per share	(1.51)	0.95	(3.91)	1.52	(0.56)	(4.61)	3.74	1.89
	- Diluted - Rs. per share	(1.51)	0.95	(3.91)	1.52	(0.56)	(4.61)	3.74	1.76

@ Adjusted for the effect of merger vide Note No. 1

\* Excluding the effect of merger vide Note No.1, accordingly, the figures for the current quarter/ six months period are not comparable with the corresponding figures of the previous quarter/six months period.



DCM LIMITED

Regd. Office: Vikrant Tower, 4 Rajendra Place, New Delhi - 110 008

CIN: L74899DL1889PLC000004

## STANDALONE SEGMENT WISE REVENUE, RESULTS AND CAPITAL EMPLOYED FOR THE QUARTER AND HALF YEAR ENDED SEPTEMBER 30, 2016

(Rupees in Laacs)

Sr. No.	Particulars	Three months ended	Preceding Three months ended	Corresponding Three months ended	Corresponding Three months ended	Six months ended	Corresponding Six months ended	Corresponding Six months ended	Year ended
		30.09.2016	30.06.2016	30.09.2015	30.09.2015	30.09.2016	30.09.2015	30.09.2015	31.03.2016
		Unaudited	Unaudited	Unaudited	As reported *	Unaudited	Unaudited	As reported *	Audited
1	Segment revenue								
	a) Textile	11,470	14,045	12,914	12,914	25,515	24,543	24,543	50,876
	b) IT Services	1,550	1,703	1,683	1,683	3,253	3,202	3,202	6,570
	c) Real Estate (refer note 2)	-	-	507	507	-	507	507	3,103
	d) Grey Iron Casting	8,100	8,080	7,267	-	16,180	15,173	-	29,405
	<b>Total</b>	<b>21,120</b>	<b>23,828</b>	<b>22,371</b>	<b>15,104</b>	<b>44,948</b>	<b>43,425</b>	<b>28,252</b>	<b>89,954</b>
	Less : Inter segment revenues	-	-	-	-	-	-	-	-
	<b>Net sales / income from operations</b>	<b>21,120</b>	<b>23,828</b>	<b>22,371</b>	<b>15,104</b>	<b>44,948</b>	<b>43,425</b>	<b>28,252</b>	<b>89,954</b>
2	Segment results (Profit/(loss) before tax and interest from ordinary activities )								
	a) Textile	878	971	263	263	1,849	1,437	1,437	2,115
	b) IT Services	175	175	131	131	350	237	237	503
	c) Real Estate	-	-	43	43	-	43	43	2,410
	d) Grey Iron Casting	(491)	(43)	(672)	-	(534)	(1,165)	-	(2,028)
	<b>Total</b>	<b>562</b>	<b>1,103</b>	<b>(235)</b>	<b>437</b>	<b>-1,665</b>	<b>552</b>	<b>1,717</b>	<b>3,000</b>
	Less : I) Finance costs	(579)	(805)	(817)	(461)	(1,384)	(1,679)	(1,004)	(3,256)
	: II) Un-allocable (expenditure)/income net of un-allocable income/(expenditure)	(251)	(111)	31	(53)	(362)	341	(57)	274
	<b>Profit/(loss) before tax</b>	<b>(268)</b>	<b>187</b>	<b>(1,021)</b>	<b>(77)</b>	<b>(81)</b>	<b>(786)</b>	<b>656</b>	<b>18</b>
3	Segment assets								
	a) Textile	24,985	28,911	27,059	27,059	24,985	27,059	27,059	33,688
	b) IT Services	2,676	2,665	2,404	2,404	2,676	2,404	2,404	2,622
	c) Real Estate	143	1,989	1,316	1,316	143	1,316	1,316	1,934
	d) Grey Iron Casting	21,564	21,558	21,659	-	21,564	21,659	-	20,926
	<b>Total segment assets</b>	<b>49,368</b>	<b>55,123</b>	<b>52,438</b>	<b>30,779</b>	<b>49,368</b>	<b>52,438</b>	<b>30,779</b>	<b>59,170</b>
	Others un-allocated	7,615	7,546	9,088	13,293	7,615	9,088	13,293	8,533
	<b>Total assets</b>	<b>56,983</b>	<b>62,669</b>	<b>61,526</b>	<b>44,072</b>	<b>56,983</b>	<b>61,526</b>	<b>44,072</b>	<b>67,703</b>
4	Segment liabilities								
	a) Textile	1,575	1,449	1,224	1,224	1,575	1,224	1,224	1,438
	b) IT Services	673	688	734	734	673	734	734	695
	c) Real Estate	24	24	1,844	1,844	24	1,844	1,844	24
	d) Grey Iron Casting	7,562	6,977	5,548	-	7,562	5,548	-	5,701
	<b>Total segment liabilities</b>	<b>9,834</b>	<b>9,138</b>	<b>9,350</b>	<b>3,802</b>	<b>9,834</b>	<b>9,350</b>	<b>3,802</b>	<b>7,858</b>
	Borrowings	22,304	28,342	27,456	15,800	22,304	27,456	15,800	34,915
	Others un-allocated	1,185	1,248	1,959	1,959	1,185	1,959	1,959	1,165
	<b>Total liabilities</b>	<b>33,323</b>	<b>38,728</b>	<b>38,765</b>	<b>21,561</b>	<b>33,323</b>	<b>38,765</b>	<b>21,561</b>	<b>43,938</b>

@@ Adjusted for the effect of merger vide Note No.1

\* Excluding the effect of merger vide Note No.1, accordingly, the figures for the current quarter/ six months period are not comparable with the corresponding figures of the previous quarter/six months period.



STANDALONE STATEMENT OF ASSETS AND LIABILITIES AS AT SEPTEMBER 30, 2016

(Rs. in Laacs)

Particulars	As at	As at
	30.09.2016	31.03.2016
	Unaudited	Audited
<b>A. EQUITY AND LIABILITIES</b>		
<b>1. Shareholders' funds</b>		
(a) Share capital	1,867	1,738
(b) Share capital pending allotment	-	129
(c) Reserve and surplus	21,793	21,898
<b>Sub total - Shareholders' funds</b>	<b>23,660</b>	<b>23,765</b>
<b>2. Non-current Liabilities</b>		
(a) Long-term borrowings	8,889	10,182
(b) Deferred tax liabilities (net)	-	-
(c) Other long-term liabilities	645	636
(d) Long-term provisions	2,019	1,942
<b>Sub-total - Non current liabilities</b>	<b>11,553</b>	<b>12,760</b>
<b>3. Current Liabilities</b>		
(a) Short-term borrowings	10,827	20,154
(b) Trade payables	6,566	4,597
(c) Other current liabilities	3,824	5,504
(d) Short-term provisions	553	923
<b>Sub-total - Current liabilities</b>	<b>21,770</b>	<b>31,178</b>
<b>TOTAL - EQUITY AND LIABILITIES</b>	<b>56,983</b>	<b>67,703</b>
<b>B. ASSETS</b>		
<b>1. Non-current assets</b>		
(a) Fixed assets	24,758	26,357
(b) Non-current investment	3,361	3,361
(c) Deferred tax assets (net)	-	-
(d) Long-term loans and advances	3,834	3,763
(e) Other non-current assets	2	3
<b>Sub-total-Non-current assets</b>	<b>31,955</b>	<b>33,484</b>
<b>2. CURRENT ASSETS</b>		
(a) Inventories	9,820	15,145
(b) Trade receivables	10,272	13,040
(c) Cash and bank balances	1,549	2,477
(d) Short-term loans and advances	2,943	3,019
(e) Other current assets	444	538
<b>Sub-total-Current assets</b>	<b>25,028</b>	<b>34,219</b>
<b>TOTAL- ASSETS</b>	<b>56,983</b>	<b>67,703</b>

KL

Sum



**Notes:**


1. In accordance with the Scheme of Amalgamation (Scheme), as sanctioned by the Hon'ble High Court of Delhi vide their Order dated May 16, 2016, all assets, liabilities, duties and obligations of the erstwhile DCM Engineering Limited, have been transferred to and vested in the Company with effect from appointed date i.e. April 1, 2014. The Scheme has become effective on May 28, 2016 ("Effective Date") on filing of the certified copy of the said Order with the Registrar of Companies, New Delhi.

Since the unaudited standalone financial results for the quarter and six months ended September 30, 2016 include the results of DCM Engineering Limited for the period, these results are not comparable with the standalone results for the corresponding quarter and six months ended September 30, 2015. The figures for the corresponding quarter and six months ended September 30, 2015 in the standalone financial results have been recast to include the results of DCM Engineering Limited for that quarter and six months and have been shown in a separate column to facilitate comparison with the standalone financial results for the quarter and six months ended September 30, 2016.

2. Other operating income for the year ended March 31, 2016 includes liability written back of Rs.1,813 lacs payable to a body corporate in terms of Memorandum of Understanding dated March 31, 2016 reached by jointly controlled entity with the said body corporate and the Company.
3. The Board of Directors of the Company in their meeting held on October 15, 2016 have approved the following schemes of arrangement:
  - (i) Scheme of Arrangement between DCM Limited and DCM Realty and Infrastructure Limited, a wholly owned subsidiary of DCM Limited, under sections 391 to 394 read with Sections 100 to 103 of the Companies Act, 1956 and/or Sections 230 to 233 read with Section 66 and other relevant provisions of the Companies Act, 2013, as may be applicable, for the demerger of Real Estate Undertaking of DCM Limited and vesting of the same with DCM Realty and Infrastructure Limited, on a going concern basis.
  - (ii) Scheme of Arrangement between DCM Limited and DCM Nouvelle Limited, a wholly owned subsidiary of DCM Limited, under sections 391 to 394 read with Sections 100 to 103 of the Companies Act, 1956 and/or Sections 230 to 233 read with Section 66 and other relevant provisions of the Companies Act, 2013, as may be applicable, for the demerger of cotton textiles business undertaking of DCM Limited and vesting of the same with DCM Nouvelle Limited, on a going concern basis.


The said Schemes are to be filed pending for approvals from the concerned regulatory/statutory authorities.

4. Previous period(s) figures have been reclassified to conform to the current period's classification.

SM  
Kle  
[Signature]  


5. The above results have been reviewed by the Audit Committee and approved by the Board of Directors at its meeting held on November 14, 2016. The limited review report of the Statutory Auditors is being filed with the Bombay Stock Exchange and National Stock Exchange. For more details on reviewed results, visit Company's website [www.dcm.in](http://www.dcm.in) and Financial Results under Corporates section of [www.nseindia.com](http://www.nseindia.com) and [www.bseindia.com](http://www.bseindia.com).

For and on behalf of the Board

  
Dr. Vinay Bharat Ram  
Chairman and Managing Director  
DIN: 00052826



Place: New Delhi  
Date: November 14, 2016

14/11/16

VLR

# B S R & Co. LLP

Chartered Accountants

Building No.10, 8th Floor, Tower-B  
DLF Cyber City, Phase - II  
Gurgaon - 122 002, India

Telephone: + 91 124 2358 610  
Fax: + 91 124 2358 613

## Review report to the Board of Directors of DCM Limited

1. We have reviewed the accompanying Statement of unaudited consolidated financial results (“the consolidated financial results”) of DCM Limited (“the Company”), its subsidiaries (collectively referred to as ‘the Group’) and jointly controlled entity for the quarter and half year ended September 30, 2016 attached herewith, being submitted by the Company pursuant to the requirements of Regulation 33 of SEBI (Listing Obligations and Disclosure Requirements) Regulations, 2015. Attention is drawn to Note 1 to the financial results, wherein it is explained that the figures for the quarter and half year ended September 30, 2015 have been arrived by aggregating the separate results of the Company and erstwhile DCM Engineering Limited (as DCM Engineering Limited was being consolidated as a subsidiary and pursuant to the merger with DCM Limited effective from April 1, 2014 is now a division of the Company). These consolidated financial results are the responsibility of the Company’s management and have been approved by the Board of Directors on November 14, 2016. Our responsibility is to issue a report on these consolidated financial results based on our review.
2. We conducted our review in accordance with the Standard on Review Engagement (SRE) 2410, “Review of Interim Financial Information performed by the Independent Auditor of the Entity”, issued by the Institute of Chartered Accountants of India. This standard requires that we plan and perform the review to obtain moderate assurance as to whether the consolidated financial results are free of material misstatement. A review is limited primarily to inquiries of company personnel and analytical procedure applied to financial data and thus provides less assurance than an audit. We have not performed an audit and accordingly, we do not express an audit opinion.
3. We did not review the interim financial results of 5 subsidiaries namely DCM Textiles Limited, DCM Data Systems Limited, DCM Finance and Leasing Limited, DCM Realty Investment and Consulting Limited and DCM Tools and Dies Limited included in the consolidated financial results, whose total assets of Rs. 344 lacs as on September 30, 2016 and total revenues of Rs. Nil for the quarter and six months ended September 30, 2016. These interim financial results have been reviewed by respective auditors whose reports have been furnished to us by the Management and our report on the consolidated financial results, is based solely on the report of such other auditors.
4. Attention is invited to note 6, wherein it has been explained that Purearth Infrastructure Limited (jointly controlled entity) has received advances during earlier years aggregating Rs. 3,360 lacs for certain bookings in Plaza 4 of Central Square project and has presented these as ‘advances from customers’ (share of the Group in these advances are aggregating Rs. 551 lacs). The jointly controlled entity has not provided for likely losses, if any, in respect of these bookings. As explained by the management of jointly controlled entity, it is not practicable to determine the likely loss on these sale bookings as the management is yet to draw up construction plans for Plaza 4 of Central Square project as also the resultant price escalations and other recoveries in terms of the Scheme of Restructuring and understanding arrived at with the booking holders of the project. Pending the determination of such amounts, we are unable to determine the impact, if any, of such non-accrual.




5. Based on our review conducted as above and based on the consideration of the reports of the other auditors referred to in paragraph 3 above and except for the possible effects of the matter described in paragraph 4 above, nothing has come to our attention that causes us to believe that the accompanying consolidated financial results prepared in accordance with applicable accounting standards specified under Section 133 of the Companies Act, 2013, read with Rule 7 of the Companies (Accounts) Rules, 2014 and other recognised accounting practices and policies, has not disclosed the information required to be disclosed in terms of Regulation 33 of the Securities and Exchange Board of India (Listing Obligations and Disclosure Requirements) Regulations, 2015 including the manner in which it is to be disclosed, or that it contains any material misstatement.

*For B S R & Co. LLP*

*Chartered Accountants*

Firm Registration Number: 101248W/W-100022



**Kaushal Kishore**  
*Partner*  
Membership number: 090075

Place: New Delhi

Date: November 14, 2016

10/11/16

STATEMENT OF CONSOLIDATED UNAUDITED FINANCIAL RESULTS FOR THE QUARTER AND HALF YEAR ENDED SEPTEMBER 30, 2016

(Rupees in Lacs)

Sr. No.	Particulars	Three months ended	Preceding Three months ended	Corresponding Three months ended	Corresponding Three months ended	Six months ended	Corresponding Six months ended	Corresponding Six months ended	Year ended
		30.09.2016	30.06.2016	30.09.2015	30.09.2015	30.09.2016	30.09.2015	30.09.2015	31.03.2016
		Unaudited	Unaudited	@	As reported*	Unaudited	@	As reported*	Audited
1	Income from operations								
	a) Net sales /services (net of excise duty)	20,191	22,901	21,155	21,155	43,092	41,299	41,299	84,931
	b) Other operating income (refer note 4)	1,042	958	1,146	1,146	2,000	2,099	2,099	5,776
	<b>Total income from operations (net) (a+b)</b>	<b>21,233</b>	<b>23,859</b>	<b>22,301</b>	<b>22,301</b>	<b>45,092</b>	<b>43,398</b>	<b>43,398</b>	<b>90,707</b>
2	Expenses								
	a) Cost of materials consumed	12,274	12,083	10,626	10,626	24,357	22,061	22,061	44,570
	b) Changes in inventories of finished goods, work-in-progress and land for development	(2,441)	(468)	896	896	(2,909)	(861)	(861)	976
	c) Employee benefits expense	3,525	3,507	3,243	3,243	7,032	6,516	6,516	13,575
	d) Depreciation and amortisation expense	947	935	916	916	1,882	1,801	1,801	3,647
	e) Other expenses								
	- Power and fuel etc.	3,066	3,279	2,993	2,993	6,345	5,842	5,842	11,398
	- Stores and spares	1,845	1,962	1,875	1,875	3,807	3,626	3,626	6,543
	- Others	1,831	1,701	2,017	2,017	3,532	3,908	3,908	7,738
	<b>Total expenses</b>	<b>21,047</b>	<b>22,999</b>	<b>22,566</b>	<b>22,566</b>	<b>44,046</b>	<b>42,893</b>	<b>42,893</b>	<b>88,447</b>
3	Profit/(loss) from operations before other income, finance costs and exceptional items (1-2)	186	860	(265)	(265)	1,046	505	505	2,260
4	Other income	79	163	286	286	242	821	821	1,329
5	Profit/(loss) from ordinary activities before finance costs and exceptional items (3+4)	265	1,023	21	21	1,288	1,326	1,326	3,589
6	Finance costs	631	844	853	853	1,475	1,752	1,752	3,406
7	Profit/(loss) from ordinary activities after finance costs but before exceptional items (5-6)	(366)	179	(832)	(832)	(187)	(426)	(426)	183
8	Exceptional items	-	-	-	-	-	-	-	-
9	Profit/(loss) from ordinary activities before tax (7 + 8)	(366)	179	(832)	(832)	(187)	(426)	(426)	183
10	Tax expense (net)	14	11	(372)	(372)	25	(35)	(35)	(127)
11	Net profit/(loss) from ordinary activities after tax (9-10)	(380)	168	(460)	(460)	(212)	(391)	(391)	310
12	Extraordinary items	-	-	-	-	-	-	-	-
13	Net profit/(loss) from ordinary activities for the period (11 + 12)	(380)	168	(460)	(460)	(212)	(391)	(391)	310
14	Share of profit/ (loss) of associates	-	-	-	-	(235)	-	-	(362)
15	Minority interest	-	-	-	-	-	-	-	-
16	Net profit/(loss) for the period (11 + 12)	(380)	168	(460)	(225)	(212)	(391)	(29)	310
17	Paid-up equity share capital of Rs. 10 each	1,867	1,867	1,738	1,738	1,867	1,738	1,738	1,738
18	Reserve excluding revaluation reserves as per balance sheet								20,963
19	(i) Earnings per share (before extraordinary items) (of Rs. 10 each) (not annualised)								
	- Basic - Rs. per share	(2.04)	0.90	(2.65)	(1.29)	(1.14)	(2.25)	(0.17)	1.78
	- Diluted - Rs. per share	(2.04)	0.90	(2.65)	(1.29)	(1.14)	(2.25)	(0.17)	1.66
	(ii) Earnings per share (after extraordinary items) (of Rs. 10 each) (not annualised)								
	- Basic - Rs. per share	(2.04)	0.90	(2.65)	(1.29)	(1.14)	(2.25)	(0.17)	1.78
	- Diluted - Rs. per share	(2.04)	0.90	(2.65)	(1.29)	(1.14)	(2.25)	(0.17)	1.60

@ Adjusted for the effect of merger vide Note No.1

\* Excluding the effect of merger vide Note No.1, accordingly, the figures for the current quarter/ six months period are not comparable with the corresponding figures of the previous quarter/six months period

*Handwritten signature/initials*



DCM LIMITED

Regd. Office: Vikrant Tower, 4 Rajendra Place, New Delhi - 110 008

CIN: L74899DL1889PLC000004

CONSOLIDATED SEGMENT WISE REVENUE, RESULTS AND CAPITAL EMPLOYED FOR THE QUARTER AND HALF YEAR ENDED SEPTEMBER 30, 2016

(Rupees in Laacs)

Sr. No.	Particulars	Three months ended	Preceding Three months ended	Corresponding Three months ended	Corresponding Three months ended	Six months ended	Corresponding Six months ended	Corresponding Six months ended	Year ended
		30.09.2016	30.06.2016	30.09.2015	30.09.2015	30.09.2016	30.09.2015	30.09.2015	31.03.2016
		Unaudited	Unaudited	@ Unaudited	As reported* Unaudited	Unaudited	@ Unaudited	As reported* Unaudited	Audited
1	<b>Segment revenue</b>								
	a) Textile	11,470	14,045	12,914	12,914	25,515	24,543	24,543	50,876
	b) IT Services	1,550	1,703	1,683	1,683	3,253	3,202	3,202	6,570
	c) Real Estate (refer note 3)	113	31	437	437	144	480	480	3,856
	d) Grey Iron Casting	8,100	8,080	7,267	7,267	16,180	15,173	15,173	29,405
	e) Others	-	-	-	-	-	-	-	-
	<b>Total</b>	<b>21,233</b>	<b>23,859</b>	<b>22,301</b>	<b>22,301</b>	<b>45,092</b>	<b>43,398</b>	<b>43,398</b>	<b>90,707</b>
	Less : Inter segment revenues	-	-	-	-	-	-	-	-
	<b>Net sales / income from operations</b>	<b>21,233</b>	<b>23,859</b>	<b>22,301</b>	<b>22,301</b>	<b>45,092</b>	<b>43,398</b>	<b>43,398</b>	<b>90,707</b>
2	<b>Segment results (Profit before tax and interest from ordinary activities )</b>								
	a) Textile	878	971	263	263	1,849	1,437	1,437	2,115
	b) IT Services	175	175	131	131	350	237	237	503
	c) Real Estate	(47)	39	268	268	(8)	475	475	2,731
	d) Grey Iron Casting	(491)	(43)	(672)	(672)	(534)	(1,165)	(1,165)	(2,028)
	e) Others	-	-	(2)	(2)	-	(4)	(4)	(5)
	<b>Total</b>	<b>515</b>	<b>1,142</b>	<b>(12)</b>	<b>(12)</b>	<b>1,657</b>	<b>980</b>	<b>980</b>	<b>3,316</b>
	Less : I) Finance costs	(631)	(844)	(853)	(853)	(1,475)	(1,752)	(1,752)	(3,406)
	II) Un-allocable (expenditure)/income net of un-allocable income/(expenditure)	(250)	(119)	33	33	(369)	346	346	273
	<b>Profit/(loss) before tax</b>	<b>(366)</b>	<b>179</b>	<b>(832)</b>	<b>(832)</b>	<b>(187)</b>	<b>(426)</b>	<b>(426)</b>	<b>183</b>
3	<b>Segment assets</b>								
	a) Textile	24,985	28,911	27,059	27,059	24,985	27,059	27,059	33,688
	b) IT Services	2,676	2,665	2,403	2,403	2,676	2,403	2,403	2,622
	c) Real Estate	6,595	8,356	8,361	8,361	6,595	8,361	8,361	8,302
	d) Grey Iron Casting	21,564	21,558	21,659	21,659	21,564	21,659	21,659	20,926
	e) Others	344	344	343	343	344	343	343	343
	<b>Total segment assets</b>	<b>56,164</b>	<b>61,834</b>	<b>59,825</b>	<b>59,825</b>	<b>56,164</b>	<b>59,825</b>	<b>59,825</b>	<b>65,881</b>
	Others un-allocated	3,689	3,293	4,584	4,584	3,689	4,584	4,584	4,190
	<b>Total assets</b>	<b>59,853</b>	<b>65,127</b>	<b>64,409</b>	<b>64,409</b>	<b>59,853</b>	<b>64,409</b>	<b>64,409</b>	<b>70,071</b>
4	<b>Segment liabilities</b>								
	a) Textile	1,575	1,449	1,224	1,224	1,575	1,224	1,224	1,438
	b) IT Services	673	688	733	733	673	733	733	695
	c) Real Estate	2,466	2,747	4,836	4,836	2,466	4,836	4,836	2,634
	d) Grey Iron Casting	7,562	6,977	5,548	5,548	7,562	5,548	5,548	5,701
	e) Others	5	5	5	5	5	5	5	5
	<b>Total segment liabilities</b>	<b>12,281</b>	<b>11,866</b>	<b>12,346</b>	<b>12,346</b>	<b>12,281</b>	<b>12,346</b>	<b>12,346</b>	<b>10,473</b>
	Borrowings	23,938	29,488	28,477	28,477	23,938	28,477	28,477	36,063
	Others un-allocated	1,016	774	1,511	1,511	1,016	1,511	1,511	705
	<b>Total liabilities</b>	<b>37,235</b>	<b>42,128</b>	<b>42,334</b>	<b>42,334</b>	<b>37,235</b>	<b>42,334</b>	<b>42,334</b>	<b>47,241</b>

@ Adjusted for the effect of merger vide Note No. 1

\* Excluding the effect of merger vide Note No. 1, accordingly, the figures for the current quarter/ six months period are not comparable with the corresponding figures of the previous quarter/six months period.



CONSOLIDATED STATEMENT OF ASSETS AND LIABILITIES AS AT SEPTEMBER 30, 2016

(Rupees in Laes)

Particulars	As at	As at
	30.09.2016	31.03.2016
	Unaudited	Audited
<b>A. EQUITY AND LIABILITIES</b>		
<b>1. Shareholders' funds</b>		
(a) Share capital	1,867	1,738
(b) Share capital pending allotment	-	129
(c) Reserve and surplus	20,751	20,963
<b>Sub-total - Shareholders' funds</b>	<b>22,618</b>	<b>22,830</b>
<b>2. Minority interest</b>		
<b>3. Non-current Liabilities</b>		
(a) Long-term borrowings	10,521	10,471
(b) Deferred tax liabilities (net)	-	-
(c) Other long-term liabilities	1,220	1,211
(d) Long-term provisions	2,035	1,957
<b>Sub-total - Non current liabilities</b>	<b>13,776</b>	<b>13,639</b>
<b>4. Current Liabilities</b>		
(a) Short-term borrowings	10,827	20,154
(b) Trade payables	7,139	5,081
(c) Other current liabilities	4,909	7,416
(d) Short-term provisions	584	952
<b>Sub-total - Current liabilities</b>	<b>23,459</b>	<b>33,603</b>
<b>TOTAL - EQUITY AND LIABILITIES</b>	<b>59,853</b>	<b>70,072</b>
<b>B. ASSETS</b>		
<b>1. Non-current assets</b>		
(a) Fixed assets	24,776	26,377
(b) Goodwill on consolidation	952	952
(c) Non-current investment	100	100
(d) Deferred tax assets (net)	-	-
(e) Long-term loans and advances	3,977	3,976
(f) Other non-current assets	4	3
<b>Sub-total-Non-current assets</b>	<b>29,809</b>	<b>31,408</b>
<b>2. CURRENT ASSETS</b>		
(a) Inventories	14,070	19,166
(b) Trade receivables	10,567	13,044
(c) Cash and bank balances	1,653	2,563
(d) Short-term loans and advances	3,268	3,267
(e) Other current assets	486	624
<b>Sub-total-Current assets</b>	<b>30,044</b>	<b>38,664</b>
<b>TOTAL- ASSETS</b>	<b>59,853</b>	<b>70,072</b>

Handwritten initials/signature on the left side of the page.



**Notes:**


1. In accordance with the Scheme of Amalgamation (Scheme), as sanctioned by the Hon'ble High Court of Delhi vide their Order dated May 16, 2016, all assets, liabilities, duties and obligations of the erstwhile DCM Engineering Limited, have been transferred to and vested in the Company with effect from appointed date i.e. April 1, 2014. The Scheme has become effective on May 28, 2016 ("Effective Date") on filing of the certified copy of the said Order with the Registrar of Companies, New Delhi.

Since the unaudited consolidated financial results for the quarter and six months ended September 30, 2016 include the results of DCM Engineering Limited for the period, these results are not comparable with the consolidated results for the corresponding quarter and six months ended September 30, 2015. The figures for the corresponding quarter and six months ended September 30, 2015 in the consolidated financial results have been recast to include the results of DCM Engineering Limited for that quarter and have been shown in a separate column to facilitate comparison with the consolidated financial results for the quarter and six months ended September 30, 2016.

2. The unaudited consolidated financial results for the quarter and half year ended September 30, 2016, September 30, 2015, for the quarter ended June 30, 2016 and for the year ended March 31, 2016, have been prepared by the Company in accordance with the requirements of Accounting Standard (AS) 21, "Consolidated Financial Statements" and AS 27 "Financial Reporting of Interests in Joint Ventures", specified under Section 133 of the Companies Act, 2013, read with Rule 7 of the Companies (Accounts) Rules, 2014 and on the basis of the separate audited/ unaudited financial statements (as the case may be) of the Company, its subsidiaries and joint venture. The audited/unaudited financial results of 5 subsidiaries of DCM Limited namely DCM Realty Investment & Consulting Limited, DCM Data Systems Limited, DCM Finance & Leasing Limited, DCM Textiles Limited and DCM Tools & Dies Limited have been audited/reviewed by their respective statutory auditors and the same have been relied upon by the statutory auditors.
3. The Board of Directors of the Company in their meeting held on October 15, 2016 have approved the following schemes of arrangement:
  - (i) Scheme of Arrangement between DCM Limited and DCM Realty and Infrastructure Limited, a wholly owned subsidiary of DCM Limited, under sections 391 to 394 read with Sections 100 to 103 of the Companies Act, 1956 and/or Sections 230 to 233 read with Section 66 and other relevant provisions of the Companies Act, 2013, as may be applicable, for the demerger of Real Estate Undertaking of DCM Limited and vesting of the same with DCM Realty and Infrastructure Limited, on a going concern basis.
  - (ii) Scheme of Arrangement between DCM Limited and DCM Nouvelle Limited, a wholly owned subsidiary of DCM Limited, under sections 391 to 394 read with Sections 100 to 103 of the Companies Act, 1956 and/or Sections 230 to 233 read with Section 66 and other relevant provisions of the Companies Act, 2013, as may be applicable, for the demerger of cotton textiles business undertaking of DCM Limited and vesting of the same with DCM Nouvelle Limited, on a going concern basis.

The said Schemes are pending to be filed for approvals from the concerned regulatory/statutory authorities.

4. Other operating income for the year ended March 31, 2016 includes liability written back of Rs. 1,813 lacs payable to a body corporate in terms of Memorandum of Understanding dated March 31, 2016 reached by jointly controlled entity with the said body corporate and the Company.



5. The standalone results are available on company's website [www.dcm.in](http://www.dcm.in). The particulars in respect of standalone results are as under:

(Rupees in Lacs)

Particulars	Quarter ended				Six months period ended			Year ended
	Sept. 30, 2016	June 30, 2016	Sept. 30, 2015	Sept. 30, 2015	Sep. 30, 2016	Sep. 30, 2015	Sep. 30, 2015	Mar. 31, 2016
	Unaudited				Unaudited			Audited
			@	*		@	*	
Net sales /services (net of excise duty)	20,079	22,873	21,226	14,013	42,952	41,333	26,258	84,189
Profit/(loss) before exceptional items and tax	(268)	187	(1,021)	(77)	(81)	(786)	656	18
Exceptional items	-	-	-	-	-	-	-	-
Profit/ (loss) before tax	(268)	187	(1,021)	(77)	(81)	(786)	656	18
Net profit/ (loss)	(282)	177	(680)	264	(105)	(802)	650	329
Profit/ (loss) before interest, depreciation, tax and exceptional items (EBIDTA)	1,256	1,926	710	880	3,182	2,691	2,661	6,914
Net profit/ (loss) for the period (after tax) before depreciation	663	1,111	234	760	1,774	996	1,651	3,969

@ Adjusted for the effect of merger vide note no. 1

\* As reported, Excluding of the effect of merger vide note no. 1

6. In case of the jointly controlled entity Purearth Infrastructure Limited (jointly controlled entity) has received advances during earlier years aggregating Rs. 3,360 lacs for certain bookings in Plaza 4 of Central Square project and has presented these as 'advances from customers' (share of the Group in these advances aggregates Rs. 551 lacs). The jointly controlled entity has not provided for likely losses, if any, in respect of these bookings. As explained by the management of jointly controlled entity that it is not practicable to determine likely loss on these sale bookings as the management is yet to draw a construction plans for Plaza 4 of Central Square Project as also the resultant price escalations and other recoveries in terms of the Scheme of Restructuring and Arrangement and understanding arrived at with the booking holders of this project. Pending determination of such amounts, they are unable to determine the impact, if any, of such accrual.
7. Previous period(s) figures have been reclassified to conform to the current period's classification.
8. The above results have been reviewed by the Audit Committee and approved by the Board of Directors at its meeting held on November 14, 2016. For more details on reviewed results, visit Company's website [www.dcm.in](http://www.dcm.in) and Financial Results under Corporates section of [www.nseindia.com](http://www.nseindia.com) and [www.bseindia.com](http://www.bseindia.com).

For and on behalf of the Board

Dr. Vinay Bharat Ram  
Chairman and Managing Director  
DIN: 00052826



Place: New Delhi  
Date : November 14, 2016

*[Handwritten signature]*