

November 14, 2016

To

| | |
|---|--|
| BSE LIMITED P.J. Towers, Dalal Street, Mumbai - 400 001 | National Stock Exchange of India Ltd. Exchange Plaza, Bandra Kurla Complex, Bandra East, Mumbai - 400 051 |
|---|--|

**EVEREST
KANTO
CYLINDER
LIMITED**

**Manufacturers
of high pressure
Seamless
Gas Cylinders**

Registered Office
204, Raheja Centre,
Free Press Journal Marg,
214, Nariman Point,
Mumbai 400 021.

CIN L29200MH1978PLC020434

Tel. : +91-22-3026 8300 / 01

Fax : +91-22-2287 0720

Website : www.everestkanto.com

Dear Sir/Madam,

Sub: Submission of Unaudited Financial Results (Standalone and Consolidated) for the quarter and half year ended September 30, 2016

BSE Scrip Code: 532684

NSE Symbol: EKC **NSE Series:** EQ

Dear Sir/Madam,

Pursuant to Regulation 33 of the SEBI (Listing Obligations and Disclosure Requirements) Regulations, 2015 please find enclosed herewith the Unaudited Financial Results (Standalone and Consolidated) and Limited Review Report for the quarter and half year ended September 30, 2016 for your reference and records.

Kindly take note of the above.

Thanking you,

Yours truly,
For **Everest Kanto Cylinder Limited**


P. K. Khurana
Chairman and Managing Director



Encl : a/a



Walker Chandiook & Co LLP

Walker Chandiook & Co LLP
(Formerly Walker, Chandiook & Co)
16th Floor, Tower II
Indiabulls Finance Centre
S B Marg, Elphinstone (W)
Mumbai 400013
India

T +91 22 6626 2600
F +91 22 6626 2601

Review Report on Quarterly Financial Results and Year to Date Results of the Company Pursuant to the Regulation 33 of the SEBI (Listing Obligations and Disclosure Requirements) Regulations, 2015


To the Board of Directors of Everest Kanto Cylinder Limited

1. We have reviewed the accompanying statement of unaudited financial results ("the Statement") of **Everest Kanto Cylinder Limited** ("the Company") for the quarter ended **30 September 2016** and the year to date results for the period 01 April 2016 to 30 September 2016. This Statement is the responsibility of the Company's Management and has been approved by the Board of Directors. Our responsibility is to issue a report on the Statement based on our review.
2. We conducted our review in accordance with the Standard on Review Engagement (SRE) 2410, Review of Interim Financial Information Performed by the Independent Auditor of the Entity, issued by the Institute of Chartered Accountants of India. This standard requires that we plan and perform the review to obtain moderate assurance as to whether the Statement is free of material misstatement. A review is limited primarily to inquiries of company personnel and analytical procedures, applied to financial data and thus provides less assurance than an audit. We have not performed an audit and accordingly, we do not express an audit opinion.
3. As stated in note 3(a) to the financial results, the Company's current investments, as at 30 September 2016, include an investment amounting to Rs. 6,925.07 Lakh (as at 30 September 2015, 31 March 2016 and 30 June 2016: Rs. 6,925.07 Lakh) in its wholly owned Subsidiary in China, EKC Industries (Tianjin) Co. Ltd., whose financial results as at 30 September 2016 indicate significant accumulated losses and net worth being fully eroded, however, as at 30 September 2016, a provision of only Rs. 4,500 Lakh (including Rs. 3,500 Lakh upto 31 March 2016) has been recognized in the books for diminution in value of investments, on an adhoc basis. In the absence of sufficient appropriate evidence, we are unable to comment upon the carrying value of this investment and the consequential impact, if any, on the accompanying financial results. Our limited review opinion on the financial results for the quarter and six months ended 30 September 2015, quarter ended 30 June 2016 and our audit opinion on the financial statements for the year ended 31 March 2016 was also qualified in respect of this matter.



Walker Chandiook & Co LLP

4. As detailed in note 5 to the financial results, the Company's short term loans and advances and other current assets include inter-corporate deposit and accrued interest thereon, aggregating Rs. 1,347 Lakh (as at 31 March 2016 and 30 June 2016: Rs. 1,347 Lakh) and Rs. 377 Lakh (as at 31 March 2016 and 30 June 2016: Rs. 377 Lakh), respectively. In the absence of sufficient appropriate evidence, we are unable to comment on the recoverability of the aforesaid amounts and consequential impact, if any, on the financial results. Our limited review opinion on the financial results for the quarter ended 30 June 2016 and our audit opinion on the financial statements for the year ended 31 March 2016 was also qualified in respect of this matter.
5. Based on our review conducted as above, except for the effects of qualifications as described in the previous paragraphs, nothing has come to our attention that causes us to believe that the accompanying Statement prepared in accordance with applicable accounting standards, as notified under the Companies (Accounting Standards) Rules, 2006 read with Rule 7 of the Companies (Accounts) Rules, 2014 in respect of Section 133 of the Companies Act, 2013 and other recognised accounting practices and policies has not disclosed the information required to be disclosed in terms of Regulation 33 of the SEBI (Listing Obligations and Disclosure Requirements) Regulations, 2015, including the manner in which it is to be disclosed, or that it contains any material misstatement.



For **Walker Chandiook & Co LLP**
Chartered Accountants
Firm Registration No: 001076N/N500013



per **Khushroo B. Panthaky**
Partner
Membership No. 42423

Place: Mumbai
Date: 14 November 2016

EVEREST KANTO CYLINDER LIMITED

Registered Office: 204, Raheja Centre, Free Press Journal Marg, 214, Nariman Point, Mumbai 400021

CIN: L29200MH1978PLC020434; Email: investors@ekc.in;

Tel Numbers: 022 3026 8300/01 Fax: 022 2287 0720; Website : www.everestkanto.com

Unaudited Financial Results (Standalone) For The Quarter And Six Months Ended 30th September, 2016

(₹ in Lakhs)

| Particulars | 3 months ended | Preceding 3 months ended | Corresponding 3 months ended in the Previous Year | Year to date figures for current period ended | Year to date figures for the previous period ended | Previous Year ended |
|--|----------------|--------------------------|---|---|--|---------------------|
| | 30/09/2016 | 30/06/2016 | 30/09/2015 | 30/09/2016 | 30/09/2015 | 31/03/2016 |
| | (Unaudited) | (Unaudited) | (Unaudited) | (Unaudited) | (Unaudited) | (Audited) |
| 1 Income from operations | | | | | | |
| (a) Gross sales/income from operations | 7,022 | 6,344 | 4,307 | 13,366 | 8,580 | 18,714 |
| Less: Excise Duty | 689 | 523 | 450 | 1,212 | 838 | 1,795 |
| Net sales/income from operations | 6,333 | 5,821 | 3,857 | 12,154 | 7,742 | 16,919 |
| (b) Other operating income | 79 | 25 | 25 | 104 | 93 | 158 |
| Total income from operations (net) | 6,412 | 5,846 | 3,882 | 12,258 | 7,835 | 17,077 |
| 2 Expenses | | | | | | |
| (a) Cost of materials consumed (net) | 4,403 | 3,281 | 2,590 | 7,684 | 5,251 | 11,777 |
| (b) Purchases of stock-in-trade | 14 | 33 | 55 | 47 | 55 | 102 |
| (c) Changes in inventories of finished goods, work-in-progress and stock-in-trade | (1,245) | (206) | 180 | (1,451) | 767 | 1,240 |
| (d) Power and Fuel | 474 | 403 | 260 | 877 | 575 | 1,272 |
| (e) Employee benefits expense | 374 | 332 | 327 | 706 | 659 | 1,367 |
| (f) Depreciation and amortisation expense | 407 | 406 | 418 | 813 | 834 | 1,695 |
| (g) Others | 846 | 837 | 718 | 1,683 | 1,479 | 3,383 |
| Total expenses | 5,273 | 5,086 | 4,548 | 10,359 | 9,620 | 20,836 |
| 3 Profit / (Loss) from operations before other income, finance costs, foreign exchange variation gain/ (loss) and exceptional items (1-2) | 1,139 | 760 | (666) | 1,899 | (1,785) | (3,759) |
| 4 Other income | 124 | 128 | 82 | 252 | 285 | 425 |
| 5 Profit / (Loss) from ordinary activities before finance costs, foreign exchange variation gain/ (loss) and exceptional items (3 + 4) | 1,263 | 888 | (584) | 2,151 | (1,500) | (3,334) |
| 6 Finance costs | 891 | 1,004 | 1,167 | 1,895 | 2,452 | 4,716 |
| 7 Profit / (Loss) from ordinary activities after finance costs but before foreign exchange variation gain/ (loss) and exceptional items (5 - 6) | 372 | (116) | (1,751) | 256 | (3,952) | (8,050) |
| 8 Foreign Exchange Variation Gain/ (Loss) | 132 | (105) | (219) | 27 | (433) | (406) |
| 9 Profit / (Loss) from ordinary activities after foreign exchange variation gain/ (loss) but before exceptional items (7 + 8) | 504 | (221) | (1,970) | 283 | (4,385) | (8,456) |
| 10 Exceptional Items (net) (Refer Note no.3) | 720 | 779 | 774 | 1,499 | 1,561 | 2,934 |
| 11 Profit / (Loss) from ordinary activities before tax (9 + 10) | (216) | (1,000) | (2,744) | (1,216) | (5,946) | (11,390) |
| 12 Tax expense / (Credit) | - | - | 92 | - | 106 | 106 |
| 13 Net Profit / (Loss) from ordinary activities after tax (11 + 12) | (216) | (1,000) | (2,836) | (1,216) | (6,052) | (11,496) |
| 14 Extraordinary items | - | - | - | - | - | - |
| 15 Net Profit / (Loss) for the period (13 + 14) | (216) | (1,000) | (2,836) | (1,216) | (6,052) | (11,496) |
| 16 Paid-up equity share capital (face value of ₹ 2/- each) | 2,244 | 2,244 | 2,143 | 2,244 | 2,143 | 2,244 |
| 17 Reserves excluding Revaluation Reserves | | | | | | 5,415 |
| 18 Earnings per share (not annualised) (in ₹): | | | | | | |
| (a) Basic | (0.19) | (0.89) | (2.65) | (1.08) | (5.65) | (10.73) |
| (b) Diluted | (0.19) | (0.89) | (2.65) | (1.08) | (5.65) | (10.73) |



EVEREST KANTO CYLINDER LIMITED

Registered Office: 204, Raheja Centre, Free Press Journal Marg, 214, Nariman Point, Mumbai 400021

CIN: L29200MH1978PLC020434; Email: investors@ekc.in;

Tel Numbers: 022 3026 8300/01 Fax: 022 2287 0720; Website : www.everestkanto.com

STANDALONE STATEMENT OF ASSETS AND LIABILITIES

(₹ in Lakhs)

| Particulars | As at 30/09/2016 | As at 31/03/2016 |
|---|------------------|------------------|
| | (Unaudited) | (Audited) |
| A EQUITY AND LIABILITIES | | |
| 1 Shareholders' Funds | | |
| (a) Share Capital | 2,244 | 2,244 |
| (b) Reserves and Surplus | 4,199 | 5,415 |
| | 6,443 | 7,659 |
| 2 Non-Current Liabilities | | |
| (a) Long-Term Borrowings | 24,475 | 23,654 |
| (b) Long-Term Provisions | 94 | 94 |
| | 24,569 | 23,748 |
| 3 Current Liabilities | | |
| (a) Short-Term Borrowings | 6,254 | 7,519 |
| (b) Trade Payables | 8,282 | 9,409 |
| (c) Other Current Liabilities | 13,249 | 12,412 |
| (d) Short-Term Provisions | 13 | 13 |
| | 27,798 | 29,353 |
| TOTAL | 58,810 | 60,760 |
| B ASSETS | | |
| 1 Non-Current Assets | | |
| (a) Fixed Assets | 23,918 | 27,745 |
| (b) Non-Current Investments | 3,670 | 3,670 |
| (c) Long-Term Loans and Advances | 1,607 | 1,537 |
| (d) Other Non-Current Assets | 15 | 185 |
| | 29,210 | 33,137 |
| 2 Current Assets | | |
| (a) Current Investments | 2,428 | 3,428 |
| (b) Inventories | 10,110 | 10,767 |
| (c) Trade Receivables | 4,598 | 4,032 |
| (d) Cash & Bank Balances | 516 | 486 |
| (e) Short-Term Loans and Advances (Refer Note no.5) | 4,571 | 4,812 |
| (f) Other Current Assets (Refer Note no.5) | 7,377 | 4,098 |
| | 29,600 | 27,623 |
| TOTAL | 58,810 | 60,760 |



AR

NOTES :

- 1 The above results were reviewed by the Audit Committee at its meeting held on 14 November, 2016 and have been approved by the Board of Directors of the Company at their meeting held on that date.
- 2 Tax Expense includes Current Tax, Deferred Tax (Including Deferred Credits, if any) and tax adjustments relating to earlier years.
- 3 a. As regards the Investment by way of share capital of ₹6,925.07 Lakhs in EKC Industries (Tianjin) Company Limited, a wholly owned subsidiary based in China, the Company is of the considered view based on the assessment of the relevant factors, such as, the long term nature of the investment, future business prospects in the markets in which EKC Industries (Tianjin) Company Limited operates, expected appreciation in the fair value of the assets of EKC Industries (Tianjin) Company Limited, etc., that no provision for the diminution in the value of the investment is required. However, on conservative basis, an aggregate amount of ₹4,500 Lakhs (including ₹ 2,000 Lakhs and ₹ 1,500 Lakhs for the year ended 31 March 2016 and 31 March 2015 respectively) has been provided towards such diminution and has been disclosed as an Exceptional Item in the financial results. The Limited Review Report of the Statutory Auditors on the financial results for the quarter ended 30 September 2016 is qualified in respect of this matter. The Audit Report of the Statutory Auditors on the financial statements for the year ended 31 March 2016 was also qualified in respect of this matter.
- b. An aggregate amount of ₹44 Lakhs for the half year ended 30 September 2016 (₹826 Lakhs for the year ended 31 March 2016) has been provided towards impairment of investment in share of and loan and other receivables from Calcutta Compressions & Liquefaction Engineering Limited (CC&L), a subsidiary company, based on management's assessment of the recoverable value of the investment and loans. This provision has been disclosed as an Exceptional Item in the financial results.
- c. Exceptional item includes benefit on closure of borrowing obligation of ₹Nil (₹508 Lakhs for the year ended 31 March 2016).
- d. Exceptional Item includes provision towards diminution in value for slow and non-moving inventory items of ₹455 Lakhs for the half year ended 30 September 2016 (₹235 Lakhs and ₹616 Lakhs for the quarter ended 30 June 2016 and year ended 31 March 2016, respectively).
- 4 The recognition of interest income aggregating ₹270 Lakhs for the half year ended 30 September 2016 (₹299 Lakhs for the year ended 31 March 2016) in respect of the Inter Corporate Deposit and Loans given to Subsidiaries has been deferred by the Company, due to uncertainties with respect to ultimate collection of the outstanding amounts.
- 5 Short term loans and advances and other current assets include an amount of ₹1,724 Lakhs (₹1,724 Lakhs as at 31 March 2016) towards secured inter-corporate deposit advanced to Hubtown Limited (formerly Akruiti City Limited) and accrued interest thereon. The deposit and accrued interest are outstanding for a considerable period. These deposits are secured against mortgage rights of an under-construction commercial property in favour of the Company. Based on its on-going discussion with Hubtown Limited (formerly Akruiti City Limited), the Company is confident of recovering the inter-corporate deposit with accrued interest thereon and therefore believes that no provision for potential losses, if any, on account of non-recoverability of outstanding amounts is necessary at present. The Limited Review Report of the Statutory Auditors on the financial results for the quarter ended 30 September 2016 is qualified in this matter. The Audit Report of the Statutory Auditors on the financial statements for the year ended 31 March 2016 was also qualified in respect of this matter.
- 6 During the quarter ended 30 September 2016, the Company has entered into a Memorandum of Understanding towards sale of its major part of industrial land and building, along with land appurtenant thereto, situated at Gandhidham for an aggregate consideration of USD 29 Million. The Company has received an advance payment of USD 2 Million against the proposed sale.
- 7 Previous periods' figures have been regrouped / recast, wherever necessary.

Place : Mumbai
Date: 14th November, 2016

By Order of the Board
For Everest Kanto Cylinder Limited


P. K. Khurana
Chairman & Managing Director
DIN:- 00004050



Walker Chandiook & Co LLP

Walker Chandiook & Co LLP
(Formerly Walker, Chandiook & Co)
16th Floor, Tower II
Indiabulls Finance Centre
S B Marg, Elphinstone (W)
Mumbai 400013
India

T +91 22 6626 2600
F +91 22 6626 2601

Review Report on Quarterly Consolidated Financial Results and Consolidated Year to Date Results of the Company Pursuant to the Regulation 33 of the SEBI (Listing Obligations and Disclosure Requirements) Regulations, 2015

To the Board of Directors of Everest Kanto Cylinder Limited

1. We have reviewed the accompanying statement of unaudited consolidated financial results ("the Statement") of **Everest Kanto Cylinder Limited** ("the Company") and its subsidiaries (the Company and its subsidiaries together referred to as "the Group"), for the quarter ended 30 September 2016 and the year to date results for the period 01 April 2016 to 30 September 2016. This Statement is the responsibility of the Company's Management and has been approved by the Board of Directors. Our responsibility is to issue a report on the Statement based on our review.
2. We conducted our review in accordance with the Standard on Review Engagement (SRE) 2410, Review of Interim Financial Information Performed by the Independent Auditor of the Entity, issued by the Institute of Chartered Accountants of India. This standard requires that we plan and perform the review to obtain moderate assurance as to whether the Statement is free of material misstatement. A review is limited primarily to inquiries of company personnel and analytical procedures, applied to financial data and thus provides less assurance than an audit. We have not performed an audit and accordingly, we do not express an audit opinion.
3. As detailed in note 2 to the financial results, the Group's short term loans and advances and other current assets include inter-corporate deposit and accrued interest thereon, aggregating Rs. 1,347 Lakh (as at 31 March 2016 and 30 June 2016: Rs. 1,347 Lakh) and Rs. 377 Lakh (as at 31 March 2016 and 30 June 2016: Rs. 377 Lakh), respectively. In the absence of sufficient appropriate evidence, we are unable to comment on the recoverability of the aforesaid amounts and consequential impact, if any, on the financial results. Our limited review opinion on the financial results for the quarter ended 30 June 2016 and our audit opinion on the financial statements for the year ended 31 March 2016 was also qualified in respect of this matter.




Walker Chandniok & Co LLP

4. Based on our review conducted as above and upon consideration of the review reports of other auditors, except for the effects of qualification as described in the previous paragraph, nothing has come to our attention that causes us to believe that the accompanying Statement prepared in accordance with applicable accounting standards, as notified under the Companies (Accounting Standards) Rules, 2006 read with Rule 7 of the Companies (Accounts) Rules, 2014 in respect of Section 133 of the Companies Act, 2013 and other recognised accounting practices and policies has not disclosed the information required to be disclosed in terms of Regulation 33 of the SEBI (Listing Obligations and Disclosure Requirements) Regulations, 2015, including the manner in which it is to be disclosed, or that it contains any material misstatement.
5. We did not review the interim financial results of seven subsidiaries included in the Statement, whose interim financial results reflect total revenues (after eliminating intra-group transactions) of Rs. 8,642 Lakh and Rs.16,570 Lakh for the quarter and six months period ended 30 September 2016 and total assets of Rs. 54,052 Lakh as at 30 September 2016. These interim financial results have been reviewed by other auditors whose review reports have been furnished to us and our report in respect thereof, is based solely on the review reports of such other auditors. Our review report is not qualified in respect of this matter.



For **Walker Chandniok & Co LLP**
Chartered Accountants
Firm Registration No: 001076N/N500013



per **Khushroo B. Panthaky**
Partner
Membership No. 42423

Place: Mumbai
Date: 14 November 2016

EVEREST KANTO CYLINDER LIMITED

Registered Office: 204, Raheja Centre, Free Press Journal Marg, 214, Nariman Point, Mumbai 400021


CIN: L29200MH1978PLC020434; Email: investors@ekc.in;

Tel Numbers: 022 3026 8300/01 Fax: 022 2287 0720; Website : www.everestkanto.com

Unaudited Financial Results (Consolidated) For The Quarter And Six Months Ended 30th September, 2016

(₹ in Lakhs)

| Particulars | 3 months ended | Preceding 3 months ended | Corresponding 3 months ended in the Previous Year | Year to date figures for current period ended | Year to date figures for the previous period ended | Previous Year Ended |
|---|---------------------------|-----------------------------|--|---|---|-------------------------|
| | 30/09/2016 (Unaudited) | 30/06/2016 (Unaudited) | 30/09/2015 (Unaudited) | 30/09/2016 (Unaudited) | 30/09/2015 (Unaudited) | 31/03/2016 (Audited) |
| 1 Income from operations | | | | | | |
| (a) Gross sales/income from operations | 16,028 | 14,610 | 11,318 | 30,638 | 22,062 | 52,180 |
| Less: Excise Duty | 689 | 523 | 450 | 1,212 | 838 | 1,795 |
| Net sales/income from operations | 15,339 | 14,087 | 10,868 | 29,426 | 21,224 | 50,385 |
| (b) Other operating income | 91 | 37 | 34 | 128 | 111 | 191 |
| Total income from operations (net) | 15,430 | 14,124 | 10,902 | 29,554 | 21,335 | 50,576 |
| 2 Expenses | | | | | | |
| (a) Cost of materials consumed (net) | 6,032 | 4,892 | 4,192 | 10,924 | 8,992 | 20,244 |
| (b) Purchases of stock-in-trade | 2,067 | 2,161 | 1,270 | 4,228 | 1,733 | 7,932 |
| (c) Changes in inventories of finished goods, work-in-progress and stock-in-trade | (620) | 42 | (23) | (578) | 481 | 374 |
| (d) Power and Fuel | 821 | 755 | 573 | 1,576 | 1,229 | 2,752 |
| (e) Employee benefits expense | 2,187 | 2,323 | 1,889 | 4,510 | 3,862 | 8,063 |
| (f) Depreciation and amortisation expense | 1,140 | 1,108 | 1,769 | 2,248 | 3,520 | 7,153 |
| (g) Others | 2,541 | 2,889 | 2,430 | 5,430 | 4,588 | 10,037 |
| Total expenses | 14,168 | 14,170 | 12,100 | 28,338 | 24,405 | 56,555 |
| 3 Profit / (Loss) from operations before other income, finance costs, provision for doubtful debts, foreign exchange variation gain/(loss) and exceptional items (1-2) | 1,262 | (46) | (1,198) | 1,216 | (3,070) | (5,979) |
| 4 Other income | 30 | 21 | 14 | 51 | 154 | 262 |
| 5 Profit / (Loss) from ordinary activities before finance costs, provision for doubtful debts, foreign exchange variation gain/(loss) and exceptional items (3 + 4) | 1,292 | (25) | (1,184) | 1,267 | (2,916) | (5,717) |
| 6 Finance costs | 1,108 | 1,217 | 1,291 | 2,325 | 2,722 | 5,351 |
| 7 Profit / (Loss) from ordinary activities after finance costs but before provision for doubtful debts, foreign exchange variation gain / (loss) and exceptional items (5 - 6) | 184 | (1,242) | (2,475) | (1,058) | (5,638) | (11,068) |
| 8 Provision for Doubtful Debts / (Provision Written Back) | (154) | (82) | 45 | (236) | (341) | (155) |
| 9 Foreign Exchange Variation Gain/ (Loss) | (80) | (153) | (558) | (233) | (659) | (953) |
| 10 Profit / (Loss) from ordinary activities before exceptional items (7 ± 8 ± 9) | 258 | (1,313) | (3,078) | (1,055) | (5,956) | (11,866) |
| 11 Exceptional Items (net) (Refer Note no. 4) | 220 | 235 | 211 | 455 | 211 | 408 |
| 12 Profit / (Loss) from ordinary activities before tax (10 ± 11) | 38 | (1,548) | (3,289) | (1,510) | (6,167) | (12,274) |
| 13 Tax expense / (Credit) | 11 | - | 92 | 11 | 106 | 135 |
| 14 Net Profit / (Loss) from ordinary activities after tax (12 ± 13) | 27 | (1,548) | (3,381) | (1,521) | (6,273) | (12,409) |
| 15 Extraordinary items | - | - | - | - | - | - |
| 16 Net Profit / (Loss) for the period (14 ± 15) | 27 | (1,548) | (3,381) | (1,521) | (6,273) | (12,409) |
| 17 Share of profit / (loss) of associates | - | - | - | - | - | - |
| 18 Minority interest | - | - | - | - | - | - |
| 19 Net Profit / (Loss) after taxes, minority interest and share of profit / (loss) of associates (16 ± 17 ± 18) | 27 | (1,548) | (3,381) | (1,521) | (6,273) | (12,409) |
| 20 Paid-up equity share capital (face value of Rs.2/- each) | 2,244 | 2,244 | 2,143 | 2,244 | 2,143 | 2,244 |
| 21 Reserves excluding Revaluation Reserves | | | | | | 32,093 |
| 22 Earnings per share (not annualised) (in ₹): | | | | | | |
| (a) Basic | 0.02 | (1.38) | (3.16) | (1.36) | (5.85) | (11.58) |
| (b) Diluted | 0.02 | (1.38) | (3.16) | (1.36) | (5.85) | (11.58) |



EVEREST KANTO CYLINDER LIMITED

Registered Office: 204, Raheja Centre, Free Press Journal Marg, 214, Nariman Point, Mumbai 400021

CIN: L29200MH1978PLC020434; Email: investors@ekc.in;

Tel Numbers: 022 3026 8300/01 Fax: 022 2287 0720; Website: www.everestkanto.com

Unaudited Financial Results (Consolidated) For The Quarter And Six Months Ended 30th September, 2016

SEGMENTWISE REVENUE, RESULTS, ASSETS AND LIABILITIES

(₹ in Lakhs)

| PARTICULARS | 3 months ended | Preceding | Corresponding | Year to date | Year to date | Previous Year |
|---|----------------|----------------|----------------|---------------------|-----------------|-----------------|
| | 30/09/2016 | 3 months ended | 3 months ended | figures for current | figures for the | Ended |
| | (Unaudited) | (Unaudited) | (Unaudited) | (Unaudited) | (Unaudited) | (Audited) |
| 1. Segment Revenue | | | | | | |
| a) India | 6,614 | 5,974 | 4,019 | 12,588 | 8,125 | 17,585 |
| b) U.A.E (Dubai) | 4,319 | 4,334 | 3,012 | 8,653 | 5,225 | 16,591 |
| c) China | 1,075 | 1,215 | 1,641 | 2,290 | 2,627 | 5,561 |
| d) USA & Hungary | 5,334 | 4,157 | 4,410 | 9,491 | 9,156 | 18,768 |
| e) Thailand | - | - | 162 | - | 229 | 228 |
| f) Germany | 470 | 627 | 102 | 1,097 | 178 | 1,294 |
| Total | 17,812 | 16,307 | 13,346 | 34,119 | 25,540 | 60,027 |
| Less: Inter Segment Revenue | 2,382 | 2,183 | 2,444 | 4,565 | 4,205 | 9,451 |
| Net Sales/Income from Operation | 15,430 | 14,124 | 10,902 | 29,554 | 21,335 | 50,576 |
| 2. Segment Result (before Tax) | | | | | | |
| Segment Result (before (Loss)/Gain on Foreign Exchange variation, Finance Costs & Tax): | | | | | | |
| a) India | 1,072 | 669 | (890) | 1,741 | (1,968) | (3,876) |
| b) U.A.E (Dubai) | 284 | 1 | 219 | 285 | 643 | 1,040 |
| c) China | (479) | (531) | (281) | (1,010) | (910) | (1,813) |
| d) USA & Hungary | 327 | (325) | (559) | 2 | (747) | (1,526) |
| e) Thailand | - | (25) | (6) | (25) | (24) | (46) |
| f) Germany | (8) | 12 | (12) | 4 | (34) | (12) |
| Total | 1,196 | (199) | (1,529) | 997 | (3,040) | (6,233) |
| Unallocable Income / (Expenses) | 30 | 21 | 14 | 51 | 154 | 263 |
| Add/Less : (Loss)/Gain on Foreign Exchange variation (Net) | (80) | (153) | (483) | (233) | (559) | (953) |
| Less : Finance Costs | 1,108 | 1,217 | 1,291 | 2,325 | 2,722 | 5,351 |
| Net Profit / (Loss) before Tax | 38 | (1,548) | (3,289) | (1,510) | (6,167) | (12,274) |
| 3. Segment Assets | | | | | | |
| a) India | 45,712 | 47,354 | 49,197 | 45,712 | 49,197 | 48,364 |
| b) U.A.E (Dubai) | 16,450 | 18,045 | 16,958 | 16,450 | 16,958 | 18,239 |
| c) China | 11,871 | 11,877 | 13,781 | 11,871 | 13,781 | 12,989 |
| d) USA & Hungary | 22,286 | 22,566 | 22,060 | 22,286 | 22,060 | 21,526 |
| e) Thailand | 62 | 81 | 269 | 62 | 269 | 108 |
| f) Germany | 631 | 866 | 159 | 631 | 159 | 657 |
| Total | 97,012 | 100,789 | 102,444 | 97,012 | 102,444 | 101,883 |
| Add: Unallocated | 5,390 | 4,881 | 4,124 | 5,390 | 4,124 | 2,280 |
| Total Segment Assets | 102,402 | 105,670 | 106,568 | 102,402 | 106,568 | 104,163 |
| 4. Segment Liabilities | | | | | | |
| a) India | 4,716 | 3,604 | 2,777 | 4,716 | 2,777 | 2,983 |
| b) U.A.E (Dubai) | 1,788 | 2,593 | 1,619 | 1,788 | 1,619 | 2,656 |
| c) China | 1,184 | 1,067 | 984 | 1,184 | 984 | 1,109 |
| d) USA & Hungary | 6,198 | 6,237 | 4,198 | 6,198 | 4,198 | 4,826 |
| e) Thailand | 7 | 22 | 3 | 7 | 3 | 21 |
| f) Germany | 31 | 10 | 64 | 31 | 84 | 39 |
| Total | 13,924 | 13,533 | 9,665 | 13,924 | 9,665 | 11,634 |
| Add: Unallocated | 55,555 | 58,988 | 57,686 | 55,555 | 57,686 | 58,192 |
| Total Segment Liabilities | 69,479 | 72,521 | 67,351 | 69,479 | 67,351 | 69,826 |



EVEREST KANTO CYLINDER LIMITED

Registered Office: 204, Raheja Centre, Free Press Journal Marg, 214, Nariman Point, Mumbai 400021

CIN: L29200MH1978PLC020434; Email: investors@ekc.in;

Tel Numbers: 022 3026 8300/01 Fax: 022 2287 0720; Website : www.everestkanto.com

CONSOLIDATED STATEMENT OF ASSETS AND LIABILITIES

(₹ in Lakhs)

| Particulars | | As at 30/09/2016 | As at 31/03/2016 |
|-------------|---|------------------|------------------|
| | | (Unaudited) | (Audited) |
| A | EQUITY AND LIABILITIES | | |
| 1 | Shareholders' Funds | | |
| | (a) Share Capital | 2,244 | 2,244 |
| | (b) Reserves and Surplus | 30,679 | 32,093 |
| | | 32,923 | 34,337 |
| 2 | Minority Interest | 1 | 1 |
| 3 | Non-Current Liabilities | | |
| | (a) Long-Term Borrowings | 25,353 | 24,898 |
| | (b) Deferred Tax Liabilities (net) | - | - |
| | (c) Long-Term Provisions | 2,285 | 2,105 |
| | | 27,638 | 27,003 |
| 4 | Current Liabilities | | |
| | (a) Short-Term Borrowings | 25,512 | 27,385 |
| | (b) Trade Payables | 5,026 | 5,742 |
| | (c) Other Current Liabilities | 11,083 | 9,550 |
| | (d) Short-Term Provisions | 219 | 145 |
| | | 41,840 | 42,822 |
| | TOTAL | 102,402 | 104,163 |
| B | ASSETS | | |
| 1 | Non-Current Assets | | |
| | (a) Fixed Assets | 49,368 | 54,051 |
| | (b) Non-Current Investments | 45 | 45 |
| | (c) Long-Term Loans and Advances | 1,951 | 1,908 |
| | (d) Other Non-Current Assets | 761 | 185 |
| | | 52,125 | 56,189 |
| 2 | Current Assets | | |
| | (a) Current Investments | 3 | 3 |
| | (b) Inventories | 27,357 | 28,758 |
| | (c) Trade Receivables | 10,012 | 10,641 |
| | (d) Cash & Bank Balances | 3,627 | 2,721 |
| | (e) Short-Term Loans and Advances (Refer Note no.2) | 3,911 | 3,500 |
| | (f) Other Current Assets (Refer Note no.2) | 5,367 | 2,351 |
| | | 50,277 | 47,974 |
| | TOTAL | 102,402 | 104,163 |



AB

NOTES

- 1 The above results were reviewed by the Audit Committee at its meeting held on 14 November, 2016 and have been approved by the Board of Directors of the Company at their meeting held on that date.
- 2 Short term loans and advances and other current assets include an amount of ₹1,724 Lakhs (₹1,724 Lakhs as at 31 March 2016) towards secured inter-corporate deposit advanced to Hubtown Limited (formerly Akruti City Limited) and accrued interest thereon. The deposit and accrued interest are outstanding for a considerable period. These deposits are secured against mortgage rights of an under-construction commercial property in favour of the Company. Based on its on-going discussion with Hubtown Limited (formerly Akruti City Limited), the Company is confident of recovering the inter-corporate deposit with accrued interest thereon and therefore believes that no provision for potential losses, if any, on account of non-recoverability of outstanding amounts is necessary at present. The Limited Review Report of the Statutory Auditors on the financial results for the quarter ended 30 September 2016 is qualified in this matter. The Audit Report of the Statutory Auditors on the financial statements for the year ended 31 March 2016 was also qualified in respect of this matter.
- 3 The recognition of interest income of ₹153 Lakhs for the half year ended 30 September 2016 (₹229 Lakhs for the year ended 31 March 2016) in respect of the Inter Corporate Deposit has been deferred by the Company, due to uncertainties with respect to ultimate collection of the outstanding amounts.
- 4 Exceptional Items:
 - a. Includes benefit on closure of borrowing obligation of ₹Nil (₹508 Lakhs for the year ended 31 March 2016).
 - b. Includes provision towards diminution in value for slow and non-moving inventory items of ₹455 Lakhs for the half year ended 30 September 2016 (₹235 Lakhs and ₹616 Lakhs for the quarter ended 30 June 2016 and year ended 31 March 2016, respectively).
 - c. Includes expenses of ₹Nil (₹300 Lakhs for the year ended 31 March 2016) incurred for claim settlement towards delay in delivery of machinery under sales contract.
- 5 The consolidated financial results include the reviewed standalone financial results of Everest Kanto Cylinder Limited (the "Company") and its three wholly owned subsidiaries, EKC Industries (Tianjin) Co. Ltd., China, EKC International FZE, UAE and EKC Industries (Thailand) Co.Ltd.as well as those of its three wholly owned step down subsidiaries, EKC Hungary Kft, Hungary, CP Industries Holdings, Inc., U.S.A. and EKC-Europe GmbH and also of Calcutta Compressions & Liquefaction Engineering Limited (CC&L) and EKC Positron Gas Limited, subsidiaries in which it has majority stake. The financial results of all the entities have been duly reviewed by the respective auditors of these entities, except for EKC Europe GmbH, whose operations are not significant.
- 6 Tax Expense includes Current Tax, Deferred Tax (Including Deferred Credits, if any) and tax adjustments relating to earlier years.
- 7 The Company and its subsidiaries operate within a single business segment. Hence, the Company has disclosed geographical segment as the primary segment on the basis of geographical location of the operations carried out by the Holding Company, its subsidiaries and step down subsidiaries.
- 8 During the quarter ended 30 September 2016, the Company has entered into a Memorandum of Understanding towards sale of its major part of industrial land and building, along with land appurtenant thereto, situated at Gandhidham for an aggregate consideration of USD 29 Million. The Company has received an advance payment of USD 2 Million against the proposed sale.
- 9 Previous periods' figures have been regrouped / recast, wherever necessary.

Place : Mumbai

Date: 14th November, 2016

By Order of the Board
For Everest Kanto Cylinder Limited


P. K. Khurana
Chairman & Managing Director
DIN:- 00004050



AB