



GRAVITA INDIA LTD.

Corp. Office : 402, Gravita Tower, A-27 B, Shanti Path,
Tilak Nagar, JAIPUR-302 004, Rajasthan (INDIA)
Phone : +91-141- 2623266, 2622697 FAX : +91-141-2621491
E-mail : info@gravitaindia.com Web. : www.gravitaindia.com
CIN : L29308RJ1992PLC006870

12th November, 2016

GIL/2016-17/87

| | |
|---|--|
| To, The Listing Department The National Stock Exchange of India Ltd. Exchange Plaza, C-1, Block -G, Bandra - Kurla Complex, Bandra (E) Mumbai-400 051 Fax No.: 022-26598237/38 Company Code: GRAVITA | To, The BSE Ltd. Phiroze Jeejeebhoy Towers Dalal Street Mumbai -400001 Fax No.:02222723121 Company Code: 533282 |
|---|--|

Sub: Un-Audited Financial Results for the Quarter ended 30th September, 2016

Dear Sir/ Madam,

In Compliance of Regulation 33 of SEBI (Listing Obligation and Disclosure Requirement) Regulations, 2015, please find enclosed the Un-Audited Financial Results (Standalone and Consolidated) of the Company for the quarter/half year ended 30th September, 2016 along with the Limited Review Report on the said results from the Statutory Auditors of the Company of even date.

Kindly take the above on your records and oblige.

Yours Faithfully
For Gravita India Limited


Nitin Gupta
(Company Secretary)
ACS-31533



Encl: As Above

INDEPENDENT AUDITOR'S REVIEW REPORT ON REVIEW OF INTERIM FINANCIAL RESULTS

TO THE BOARD OF DIRECTORS OF GRAVITA INDIA LIMITED

1. We have reviewed the accompanying Statement of Standalone Unaudited Financial Results of **GRAVITA INDIA LIMITED** ("the Company") for the quarter and half year ended September 30, 2016 ("the Statement"), being submitted by the Company pursuant to the requirement of Regulation 33 of the SEBI (Listing Obligations and Disclosure Requirements) Regulations, 2015. This Statement which is the responsibility of the Company's Management and approved by the Board of Directors, has been prepared in accordance with the recognition and measurement principles laid down in Accounting Standard for Interim Financial Reporting (AS-25), prescribed under Section 133 of the Companies Act, 2013 read with relevant rules issued thereunder and other accounting principles generally accepted in India. Our responsibility is to issue a report on the Statement based on our review.
2. We conducted our review of the Statement in accordance with the Standard on Review Engagements (SRE) 2410 'Review of Interim Financial Information Performed by the Independent Auditor of the Entity', issued by the Institute of Chartered Accountants of India. This Standard requires that we plan and perform the review to obtain moderate assurance as to whether the Statement is free of material misstatement. A review is limited primarily to inquiries of Company personnel and analytical procedures applied to financial data and thus provides less assurance than an audit. We have not performed an audit and, accordingly, we do not express an audit opinion.
3. a) The standalone unaudited financial results include the Company's share of net profit of Rs. 103.81 lacs and Rs. 318.77 lacs for the quarter and half year ended September 30, 2016 respectively in respect of four partnership firms, whose financial results have not been reviewed by us. The financial results of one partnership firm have been reviewed by other auditors whose review report has been furnished to us by the Management and our review report on the standalone unaudited financial results, in so far as it relates to the Company's share of net profit of Rs.104.49 lacs and Rs.329.45 lacs for the quarter and half year ended September 30, 2016 respectively included in respect of this partnership firm, is based solely on the review report of the other auditor.

b) The financial results of three partnership firms having Company's share of net loss aggregating Rs.0.68 lacs and Rs. 10.68 lacs for the quarter and half year ended September 30, 2016 respectively have not been reviewed by the auditors.
4. Based on our review conducted as stated above and based on consideration of the report of the other auditors referred to in paragraph 3(a) above and except for the possible effects of the matter on the results not being reviewed by the auditors and are based on management accounts as described in paragraph 3(b) above, nothing has come to our attention that causes us to believe that the accompanying Statement, prepared in accordance with the aforesaid Accounting Standards and other accounting principles generally accepted in India, has not disclosed the information required to be disclosed in terms of Regulation 33 of the SEBI (Listing Obligations and Disclosure Requirements) Regulations, 2015, including the manner in which it is to be disclosed, or that it contains any material misstatement.



JAIPUR, November 12, 2016

For **DELOITTE HASKINS & SELLS**
Chartered Accountants
(Firm's Registration No. 015125N)

Vijay Agarwal
(Partner)
(Membership No. 094468)

Statement of Standalone Unaudited Results for the quarter and half year ended September 30, 2016

(₹ in Lacs)

| S.No. | Particulars | Quarter ended | | | Half Year ended | | Year ended |
|-------|--|------------------|------------------|-----------------|------------------|------------------|------------------|
| | | 30-Sep-16 | 30-Jun-16 | 30-Sep-15 | 30-Sep-16 | 30-Sep-15 | 31-Mar-16 |
| | | Unaudited | Unaudited | Unaudited | Unaudited | Unaudited | Audited |
| 1. | Income from operations | | | | | | |
| | (a) Net sales (net of excise duty) | 11,932.53 | 10,722.22 | 8,556.00 | 22,654.75 | 18,195.21 | 34,638.56 |
| | (b) Other operating income | | | | | | |
| | - Share of profit from partnership firms (net) (refer note 5) | 103.81 | 214.96 | 171.85 | 318.77 | 288.29 | 637.97 |
| | - Others | 7.99 | 17.75 | 22.71 | 25.74 | 77.69 | 107.49 |
| | Total income from operations (net) | 12,044.33 | 10,954.93 | 8,750.56 | 22,999.26 | 18,561.19 | 35,384.02 |
| 2. | Expenses | | | | | | |
| | (a) Cost of materials consumed | 9,196.49 | 6,035.77 | 4,713.23 | 15,232.26 | 10,090.91 | 18,177.90 |
| | (b) Purchase of stock-in-trade (traded goods) | 1,791.63 | 3,116.21 | 3,432.64 | 4,907.84 | 6,196.98 | 12,833.01 |
| | (c) Changes in inventories of finished goods, work-in-progress and stock-in-trade | (965.75) | 55.09 | (472.90) | (910.66) | (147.57) | 426.68 |
| | (d) Employee benefits expense | 519.96 | 468.44 | 360.41 | 988.40 | 719.47 | 1,537.07 |
| | (e) Depreciation and amortisation expense | 80.44 | 73.62 | 73.75 | 154.06 | 146.84 | 292.01 |
| | (f) Other expenses | 648.04 | 518.23 | 344.94 | 1,166.27 | 817.85 | 1,523.41 |
| | Total expenses | 11,270.81 | 10,267.36 | 8,452.07 | 21,538.17 | 17,824.48 | 34,790.08 |
| 3. | Profit from operations before other income and finance costs (1 - 2) | 773.52 | 687.57 | 298.49 | 1,461.09 | 736.71 | 593.94 |
| 4. | Other income | 15.48 | 15.86 | 151.99 | 31.34 | 188.70 | 410.62 |
| 5. | Profit from ordinary activities before finance costs (3 + 4) | 789.00 | 703.43 | 450.48 | 1,492.43 | 925.41 | 1,004.56 |
| 6. | Finance costs (refer note 3) | | | | | | |
| | (a) Interest costs | 163.23 | 115.20 | 150.07 | 278.43 | 338.28 | 604.62 |
| | (b) Foreign exchange loss/(gain) | 29.02 | 19.72 | 135.00 | 48.74 | 173.12 | 77.89 |
| | Total finance costs | 192.25 | 134.92 | 285.07 | 327.17 | 511.40 | 682.31 |
| 7. | Profit from ordinary activities before tax | 596.75 | 568.51 | 165.41 | 1,165.26 | 414.01 | 322.25 |
| 8. | Tax expenses/(benefits) | 101.21 | 65.00 | 10.41 | 166.21 | 59.69 | (4.31) |
| 9. | Net profit from ordinary activities after tax (7 - 8) | 495.54 | 503.51 | 155.00 | 999.05 | 354.32 | 326.56 |
| 10. | Paid-up equity share capital, equity shares of ₹ 2 each (refer note 4) | 1,369.35 | 1,368.29 | 1,365.83 | 1,369.35 | 1,365.83 | 1,367.36 |
| 11. | Reserves excluding revaluation reserves as per balance sheet of previous accounting year | | | | | | 7,850.96 |
| 12. | Earnings per share (not annualised) in ₹ | | | | | | |
| | - Basic | 0.72 | 0.74 | 0.23 | 1.46 | 0.52 | 0.43 |
| | - Diluted | 0.72 | 0.73 | 0.22 | 1.45 | 0.51 | 0.47 |

Standalone Statement of Assets and Liabilities

(₹ In Lacs)

| S.No. | Particulars | As at | |
|----------|--------------------------------------|------------------|------------------|
| | | 30-Sep-16 | 31-Mar-16 |
| | | Unaudited | Audited |
| A | EQUITY AND LIABILITIES | | |
| 1. | Shareholders' funds | | |
| | (a) Share capital | 1,369.35 | 1,367.36 |
| | (b) Reserves and surplus | 8,883.69 | 7,850.96 |
| | Total Shareholders' funds | 10,253.04 | 9,218.32 |
| 2. | Non-current liabilities | | |
| | (a) Long-term borrowings | 932.67 | 629.33 |
| | (b) Long term provisions | 74.50 | 77.02 |
| | Total Non-current liabilities | 1,007.17 | 706.35 |
| 3. | Current liabilities | | |
| | (a) Short-term borrowings | | |
| | (b) Trade payables | 10,380.27 | 8,711.27 |
| | (c) Other current liabilities | 2,231.43 | 814.28 |
| | (d) Short-term provisions | 1,374.71 | 352.93 |
| | | 10.72 | 173.15 |
| | Total Current liabilities | 13,997.13 | 10,051.63 |
| | Total liabilities | 25,257.34 | 19,976.30 |
| B | ASSETS | | |
| 1. | Non-current assets | | |
| | (a) Fixed assets | | |
| | - Tangible assets | 4,906.75 | 3,678.24 |
| | - Intangible assets | 101.45 | 109.42 |
| | - Capital work-in-progress | 1,361.08 | 1,227.79 |
| | Total Fixed assets | 6,369.28 | 5,015.45 |
| | (b) Non-current investments | 1,430.34 | 1,430.34 |
| | (c) Deferred tax assets (net) | 31.00 | 197.21 |
| | (d) Long-term loans and advances | 1,030.59 | 573.28 |
| | (e) Other non-current assets | 231.06 | 457.65 |
| | Total Non-current assets | 9,062.27 | 7,673.93 |
| 2. | Current assets | | |
| | (a) Current investments | 1,943.44 | 1,283.47 |
| | (b) Inventories | 7,718.60 | 5,173.92 |
| | (c) Trade receivables | 3,999.44 | 2,920.97 |
| | (d) Cash and cash equivalents | 31.27 | 67.37 |
| | (e) Short-term loans and advances | 2,450.14 | 2,828.45 |
| | (f) Other current assets | 22.18 | 23.19 |
| | Total Current assets | 16,165.07 | 12,302.37 |
| | Total assets | 25,257.34 | 19,976.30 |



NOTES:

1. The above results have been reviewed and recommended by the Audit Committee and approved by the Board of Directors in their respective meetings held on November 12, 2016.
2. Segment information has been provided under the notes forming part of the consolidated un-audited results for the quarter and half year ended September 30, 2016 as per Accounting Standard (AS) 17, "Segment Reporting", specified under Section 133 of the Companies Act, 2013.
3. Finance costs include exchange differences arising from foreign currency borrowings to the extent that they are regarded as an adjustment to interest costs.
4. During the current quarter 53,225 equity shares were issued and allotted as fully paid up under "Gravita ESOP 2011" Scheme.
5. The financial results include the Company's share of net loss aggregating ₹ 0.68 lacs and ₹ 10.68 lacs for the quarter and half year ended September 30, 2016 respectively from three partnership firms viz., M/s Gravita Metals, M/s Gravita Infotech and M/s Recycling Infotech LLP, on the basis of unreviewed financial statements prepared by the respective management.
6. The previous period's/ year's figures have been regrouped/recast wherever necessary to confirm with the current period's/year's presentation.
7. Limited review:
The limited review has been completed by the Statutory Auditors. The limited review report for the quarter and half year ended September 30, 2016 does not have any impact on the above results except for the matter explained in note 5 above.

Date: November 12, 2016
Place: JaipurFor and on behalf of the Board of Directors
For Gravita India Limited
Rajat Agrawal
(Managing Director)

INDEPENDENT AUDITORS' REVIEW REPORT ON REVIEW OF INTERIM CONSOLIDATED FINANCIAL RESULTS

TO THE BOARD OF DIRECTORS OF GRAVITA INDIA LIMITED

1. We have reviewed the accompanying Statement of Consolidated Unaudited Financial Results of **GRAVITA INDIA LIMITED** ("the Holding Company"), its subsidiaries and partnership firms (the Holding Company, its subsidiaries and partnership firms together referred to as "the Group") and its share of loss of its associate, for the Quarter and half year ended September 30, 2016 ("the Statement"), being submitted by the Holding Company pursuant to the requirement of Regulation 33 of the SEBI (Listing Obligations and Disclosure Requirements) Regulations, 2015. This Statement which is the responsibility of the Holding Company's Management and approved by the Board of Directors, has been prepared in accordance with the recognition and measurement principles laid down in Accounting Standard for Interim Financial Reporting (AS-25), prescribed under Section 133 of the Companies Act, 2013 read with relevant rules issued thereunder and other accounting principles generally accepted in India. Our responsibility is to issue a report on the Statement based on our review.
2. We conducted our review of the Statement in accordance with the Standard on Review Engagements (SRE) 2410 "Review of Interim Financial Information Performed by the Independent Auditor of the Entity", issued by the Institute of Chartered Accountants of India. This Standard requires that we plan and perform the review to obtain moderate assurance as to whether the Statement is free of material misstatement. A review is limited primarily to inquiries of Holding Company personnel and analytical procedures applied to financial data and thus provides less assurance than an audit. We have not performed an audit and, accordingly, we do not express an audit opinion.
3. The Statement includes the results of the following entities:
Gravita Global Pte. Limited, Gravita Netherlands BV, Gravita Jamaica Limited, Gravita Ventures Limited, Gravita Senegal S.A.U., Gravita Nicaragua S.A., Gravita Mozambique LDA, Gravita USA Inc., Gravita Ghana Limited, Navam Lanka Limited, Gravita Infotech Limited, Noble Build Estate Private Limited, M/s Gravita Metals Inc, M/s Gravita Metals, M/s Gravita Infotech, Recycling Infotech LLP and Pearl Landcon Private Limited.
4. We did not review the interim financial statements of 10 subsidiaries viz., Gravita Global Pte. Limited, Gravita Netherlands BV, Gravita Jamaica Limited, Gravita Ventures Limited, Gravita Senegal S.A.U., Gravita Nicaragua S.A., Gravita Mozambique LDA, Gravita USA Inc., Gravita Ghana Limited, Navam Lanka Limited and a partnership firm M/s Gravita Metals Inc., included in the consolidated financial results, whose interim financial statements reflect total revenues (net of eliminations) of Rs. 3633.13 lacs and




Rs. 6150.70 lacs respectively for the Quarter and half year ended September 30, 2016 and total profit after tax of Rs. 500.38 lacs and Rs. 904.37 lacs respectively for the Quarter and half year ended September 30, 2016, as considered in the consolidated financial results. These interim financial statements have been reviewed by other auditors whose reports have been furnished to us by the Management and our report on the Statement, in so far as it relates to the amounts and disclosures included in respect of these subsidiaries and partnership firm, is based solely on the reports of the other auditors.

5. The consolidated financial results includes the interim financial statements of 2 subsidiaries viz., Gravita Infotech Limited, Noble Build Estate Private Limited and 3 partnership firms viz., M/s Gravita Metals, M/s Gravita Infotech and M/s Recycling Infotech LLP which have not been reviewed by their auditors, whose interim financial statements reflect total revenues (net of eliminations) of Rs. 6.07 lacs and Rs. 11.35 Lacs respectively for the Quarter and half year ended September 30, 2016 and total profit/ (loss) after tax of Rs. 20.56 lacs and Rs. (9.86) lacs respectively for the Quarter and half year ended September 30, 2016, as considered in the consolidated financial results. The consolidated financial results also includes the Group's share of loss after tax of Rs. 0.33 lacs and Rs. 0.36 lacs respectively for the Quarter and half year ended September 30, 2016, as considered in the consolidated financial results, in respect of an associate Pearl Landcon Private Limited, based on their interim financial statements which have not been reviewed by its auditor.
6. Based on our review conducted as stated above and based on the consideration of the reports of the other auditors referred to in paragraph 4 above and except for the possible effects of the matter described in paragraph 5 above, nothing has come to our attention that causes us to believe that the accompanying Statement, prepared in accordance with the aforesaid Accounting Standards and other accounting principles generally accepted in India, has not disclosed the information required to be disclosed in terms of Regulation 33 of the SEBI (Listing Obligations and Disclosure Requirements) Regulations, 2015, including the manner in which it is to be disclosed, or that it contains any material misstatement.



For **DELOITTE HASKINS & SELLS**
Chartered Accountants
(Firm's Registration No. 015125N)



Vijay Agarwal
Partner
(Membership No. 094468)

JAIPUR, November 12, 2016

Statement of Consolidated Unaudited Results for the quarter and half year ended September 30, 2016

(₹ In Lacs)

| S.No. | Particulars | Quarter ended | | | Half year ended | | Year ended |
|-------|--|------------------|------------------|------------------|------------------|------------------|------------------|
| | | 30-Sep-16 | 30-Jun-16 | 30-Sep-15 | 30-Sep-16 | 30-Sep-15 | 31-Mar-16 |
| | | Unaudited | Unaudited | Unaudited | Unaudited | Unaudited | Audited |
| 1. | Income from operations | | | | | | |
| | (a) Net sales (net of excise duty) | 15,418.16 | 13,009.71 | 10,396.12 | 28,427.87 | 22,489.80 | 42,473.45 |
| | (b) Other operating income | 82.48 | 126.05 | 159.44 | 208.53 | 358.46 | 646.13 |
| | Total income from operations (net) | 15,500.64 | 13,135.76 | 10,555.56 | 28,636.40 | 22,848.26 | 43,119.58 |
| 2. | Expenses | | | | | | |
| | (a) Cost of materials consumed | 13,121.16 | 9,721.15 | 7,567.26 | 22,842.31 | 15,733.96 | 30,952.69 |
| | (b) Purchase of stock-in-trade (traded goods) | 282.82 | 330.02 | 1,548.50 | 612.84 | 2,848.41 | 4,034.54 |
| | (c) Changes in inventories of finished goods, work-in-progress and stock-in-trade | (1,107.12) | 301.60 | (467.57) | (805.52) | 250.97 | 797.27 |
| | (d) Employee benefits expense | 789.19 | 688.62 | 584.08 | 1,477.81 | 1,170.20 | 2,457.51 |
| | (e) Depreciation and amortisation expense | 127.56 | 170.14 | 164.24 | 297.70 | 310.90 | 670.91 |
| | (f) Other expenses | 1,173.39 | 1,070.11 | 764.42 | 2,243.50 | 1,539.22 | 3,274.61 |
| | Total expenses | 14,387.00 | 12,281.64 | 10,160.93 | 26,668.64 | 21,853.66 | 42,187.53 |
| 3. | Profit from operations before other income and finance costs (1-2) | 1,113.64 | 854.12 | 394.63 | 1,967.76 | 994.60 | 932.05 |
| 4. | Other income | 64.43 | 35.78 | 232.08 | 100.21 | 342.57 | 420.48 |
| 5. | Profit from ordinary activities before finance costs (3 + 4) | 1,178.07 | 889.90 | 626.71 | 2,067.97 | 1,337.17 | 1,352.53 |
| 6. | Finance costs (refer note 4) | | | | | | |
| | (a) Interest costs | 182.71 | 126.98 | 159.62 | 309.69 | 363.80 | 650.82 |
| | (b) Foreign exchange loss | 27.28 | 21.47 | 151.36 | 48.75 | 189.49 | 106.04 |
| | Total finance costs | 209.99 | 148.45 | 310.98 | 358.44 | 553.29 | 756.86 |
| 7. | Profit from ordinary activities before tax (5 - 6) | 968.08 | 741.45 | 315.73 | 1,709.53 | 783.88 | 595.67 |
| 8. | Tax expenses | 179.10 | 99.92 | 16.35 | 279.02 | 90.37 | 47.60 |
| 9. | Net profit from ordinary activities after tax (7 - 8) | 788.98 | 641.53 | 299.38 | 1,430.51 | 693.51 | 548.07 |
| 10. | Add: Share in profit/(loss) of an associate | (0.33) | (0.03) | 0.08 | (0.36) | 0.07 | 0.22 |
| 11. | Less: Minority interest | 105.23 | 50.02 | 17.04 | 155.25 | 94.63 | 111.26 |
| 12. | Profit from ordinary activities after tax and minority interest (9 + 10 - 11) | 683.42 | 591.48 | 282.42 | 1,274.90 | 598.95 | 437.03 |
| 13. | Paid-up equity share capital, equity shares of ₹ 2 each (refer note 5) | 1,369.35 | 1,368.29 | 1,365.83 | 1,369.35 | 1,365.83 | 1,367.36 |
| 14. | Reserves excluding revaluation reserves as per balance sheet of previous accounting year | | | | | | 10,548.77 |
| 15. | Earnings per share (after tax and minority interest) (not annualised) in ₹ | | | | | | |
| | - Basic | 1.00 | 0.86 | 0.42 | 1.86 | 0.88 | 0.64 |
| | - Diluted | 0.99 | 0.86 | 0.41 | 1.85 | 0.87 | 0.63 |



Handwritten initials '4' and 'X' in blue ink.

Segment-wise revenue, results, assets and liabilities for the quarter and half year ended September 30, 2016

(₹ in lacs)

| S. No. | Particulars | Quarter ended | | | Half year ended | | Year ended |
|--------|---|------------------|------------------|------------------|------------------|------------------|------------------|
| | | 30-Sep-16 | 30-Jun-16 | 30-Sep-15 | 30-Sep-16 | 30-Sep-15 | 31-Mar-16 |
| | | Unaudited | Unaudited | Unaudited | Unaudited | Unaudited | Audited |
| 1. | Segment revenue | | | | | | |
| | (a) Lead | 14,034.36 | 12,117.76 | 9,119.25 | 26,152.12 | 20,408.48 | 38,434.94 |
| | (b) Turnkey Projects | 262.89 | 129.00 | 358.95 | 391.89 | 611.59 | 632.13 |
| | (c) Aluminium | 997.02 | 657.00 | 925.08 | 1,654.02 | 1,659.29 | 3,329.04 |
| | (d) Others | 206.37 | 232.00 | 152.28 | 438.37 | 168.90 | 723.47 |
| | Total | 15,500.64 | 13,135.76 | 10,555.56 | 28,636.40 | 22,848.26 | 43,119.58 |
| | Less : Inter segment revenue | | | | | | |
| | Net segment revenue | 15,500.64 | 13,135.76 | 10,555.56 | 28,636.40 | 22,848.26 | 43,119.55 |
| 2. | Segment results (profit/(loss) before finance costs, exceptional items and tax) | | | | | | |
| | (a) Lead | 1,036.46 | 995.12 | 280.98 | 2,031.58 | 647.51 | 985.82 |
| | (b) Turnkey Projects | 114.40 | (62.00) | 88.97 | 52.40 | 279.58 | 138.69 |
| | (c) Aluminium | 43.00 | (7.00) | 12.83 | 36.00 | 83.85 | (21.35) |
| | (d) Others | (80.22) | (72.00) | 11.85 | (152.22) | (16.35) | (171.11) |
| | Total | 1,113.64 | 854.12 | 394.63 | 1,967.76 | 994.60 | 932.05 |
| | Less: (i) Finance costs | 209.99 | 148.45 | 310.98 | 358.44 | 553.29 | 756.86 |
| | (ii) Un-allocable income | (64.43) | (35.78) | (232.08) | (100.21) | (342.57) | (420.48) |
| | Profit before tax | 968.08 | 741.45 | 315.73 | 1,709.53 | 783.88 | 595.67 |
| 3. | Segment Assets | | | | | | |
| | (a) Lead | 21,389.94 | 19,849.11 | 17,164.74 | 21,389.94 | 17,164.74 | 19,887.98 |
| | (b) Turnkey Projects | 1,543.62 | 1,534.00 | 1,823.23 | 1,543.62 | 1,823.23 | 1,601.00 |
| | (c) Aluminium | 5,052.52 | 3,183.00 | 1,978.44 | 5,052.52 | 1,978.44 | 1,008.00 |
| | (d) Others | 1,436.27 | 1,508.00 | 949.75 | 1,436.27 | 949.75 | 851.00 |
| | (e) Unallocated | 456.72 | 390.00 | 962.21 | 456.72 | 962.21 | 628.00 |
| | Total Segment Assets | 29,879.07 | 26,464.11 | 22,878.37 | 29,879.07 | 22,878.37 | 23,975.98 |
| 4. | Segment Liabilities | | | | | | |
| | (a) Lead | 2,328.10 | 1,834.32 | 367.11 | 2,328.10 | 367.11 | 1,565.75 |
| | (b) Turnkey Projects | 103.53 | 245.00 | 212.83 | 103.53 | 212.83 | 246.00 |
| | (c) Aluminium | 392.16 | 347.00 | 527.70 | 392.16 | 527.70 | 71.00 |
| | (d) Others | 38.98 | 76.00 | 162.81 | 38.98 | 162.81 | 66.00 |
| | (e) Unallocated | 13,238.12 | 10,860.00 | 8,590.48 | 13,238.12 | 8,590.48 | 9,613.00 |
| | Total Segment Liabilities | 16,100.89 | 13,362.32 | 9,860.93 | 16,100.89 | 9,860.93 | 11,561.75 |

Consolidated statement of assets and liabilities

(₹ In Lacs)

| S.No. | Particulars | As at | As at |
|-------|------------------------------------|------------------|------------------|
| | | 30-Sep-16 | 31-Mar-16 |
| | | Unaudited | Audited |
| A | EQUITY AND LIABILITIES | | |
| 1. | Shareholders' funds | | |
| | (a) Share capital | 1,369.35 | 1,367.36 |
| | (b) Reserves and surplus | 11,869.01 | 10,548.77 |
| | | 13,238.36 | 11,916.13 |
| 2. | Minority interest | 539.82 | 498.10 |
| 3. | Non-current liabilities | | |
| | (a) Long-term borrowings | 932.67 | 629.33 |
| | (b) Deferred tax liabilities (net) | 10.56 | 10.56 |
| | (c) Long-term provisions | 101.41 | 113.09 |
| | | 1,044.64 | 752.98 |
| 4. | Current liabilities | | |
| | (a) Short-term borrowings | 11,166.28 | 9,176.15 |
| | (b) Trade payables | 2,084.04 | 818.80 |
| | (c) Other current liabilities | 1,679.20 | 593.07 |
| | (d) Short-term provisions | 126.73 | 220.75 |
| | | 15,056.25 | 10,808.77 |
| | | 29,879.07 | 23,975.98 |



| B ASSETS | | | |
|----------|-----------------------------------|------------------|------------------|
| 1. | Non-current assets | | |
| | (a) Fixed assets | | |
| | -Tangible assets | 6,401.40 | 5,232.00 |
| | -Intangible assets | 147.31 | 160.38 |
| | -Capital work-in-progress | 1,774.34 | 1,541.91 |
| | | 8,323.05 | 6,934.29 |
| | (b) Non-current investments | 4.04 | 4.39 |
| | (c) Deferred tax assets (net) | 30.99 | 197.21 |
| | (d) Long-term loans and advances | 1,115.92 | 577.05 |
| | (e) Other non-current assets | 164.10 | 413.89 |
| | | 9,638.10 | 8,126.83 |
| 2. | Current assets | | |
| | (a) Inventories | 9,964.96 | 7,538.66 |
| | (b) Trade receivables | 5,069.42 | 2,955.91 |
| | (c) Cash and cash equivalents | 276.89 | 859.30 |
| | (d) Short-term loans and advances | 4,821.95 | 4,429.83 |
| | (e) Other current assets | 107.75 | 65.45 |
| | | 20,240.97 | 15,849.15 |
| | | 29,879.07 | 23,975.98 |


Additional information of the Company on stand-alone basis is as follows: (₹ in Lacs)

| S.No. | Particulars | Quarter ended | | | Half year ended | | Year ended |
|-------|------------------------------------|---------------|-----------|-----------|-----------------|-----------|------------|
| | | 30-Sep-16 | 30-Jun-16 | 30-Sep-15 | 30-Sep-16 | 30-Sep-15 | 31-Mar-16 |
| | | Unaudited | Unaudited | Unaudited | Unaudited | Unaudited | Audited |
| 1. | Total income from operations (net) | 12,044.33 | 10,954.93 | 8,750.56 | 22,999.26 | 18,561.19 | 35,384.02 |
| 2. | Profit before tax | 596.75 | 568.51 | 165.41 | 1,165.26 | 414.01 | 322.25 |
| 3. | Profit after tax | 495.54 | 503.51 | 155.00 | 999.05 | 354.32 | 326.56 |

NOTES:

- The above results have been reviewed and recommended by the Audit Committee and approved by the Board of Directors in their respective meeting held on November 12, 2016.
- The unaudited consolidated financial results have been prepared by the Company in accordance with the requirements of Accounting Standard (AS) 21, 'Consolidated Financial Statements' and AS 23 'Accounting for Investments in Associates in Consolidated Financial Statements', specified under Section 133 of the Companies Act, 2013, on the basis of the separate unaudited interim financial statements of the Company, its subsidiaries, partnership firms and associate. The unaudited financial statements of subsidiaries viz., Gravita Infotech Limited, Noble Build Estate Private Limited, and partnership firms viz., M/s Gravita Metals, M/s Recycling Infotech LLP and M/s Gravita Infotech, whose total revenue (net of inter-company elimination) is ₹6.07 lacs and ₹ 11.35 lacs for the quarter and half year ended September 30, 2016 and total profit after tax is ₹ 20.56 for the quarter ended September 30, 2016 and total loss of ₹ 9.86 lacs for the half year ended September 30, 2016, have been consolidated on the basis of unreviewed financial statements prepared by the management of each of these entities. The Company's share of loss in its associate viz. Pearl Landcon Private Limited of ₹ 0.33 lacs and ₹ 0.36 lacs for the quarter and half year ended September 30, 2016 has also been consolidated on the basis of unreviewed financial statements prepared by its management.
- The standalone financial results of the Company for the quarter and half year ended September 30, 2016, are available on the website of the Company (www.gravitaindia.com).
- Finance costs include exchange differences arising from foreign currency borrowings to the extent that they are regarded as an adjustment to interest costs.
- During the current quarter 53,225 equity shares were issued and allotted as fully paid up under "Gravita ESOP 2011" Scheme.
- The previous period's/ year's figures have been regrouped/recasted wherever necessary to conform with the current period's/year's presentation.
- Limited review:
The limited review has been completed by the Statutory Auditors. The limited review report for the quarter and half year ended September 30, 2016 does not have any impact on the above results except for the matter explained in note 2 above.


 For and on behalf of the Board of Directors
 For Gravita India Limited


 Rajat Agrawal
 (Managing Director)

 Date: November 12, 2016
 Place: Jaipur
