

INTERACTIVE FINANCIAL SERVICES LIMITED

Date: 14-11-2016

To,
Dy. Gen Manager (CRD)
The Stock Exchange Mumbai,
P J Tower, Dalal Street
Mumbai-400001

Respected Sir/Madam,

Subject: Submission of un-audited Financial Result for the quarter ended on 30thSeptember, 2016


With reference to the caption subject matter, we would like to inform you that the meeting of Board of Directors held today at 02:00 p.m. and concluded at 05:30 p.m. at A-1006, Premium House, Behind Handloom House, Ashram Road, Ahmedabad – 380009 to consider and approve the Standalone Un – audited Financial Results for the quarter ended and on 30thSeptember, 2016.

We are herewith submitting the un-audited Financial Result as per Regulation 33 of SEBI (Listing Obligation and Disclosure Requirements) Regulations, 2015 for the quarter ended and on 30thSeptember, 2016.

Kindly receive the same and update your records.

Thanking You,

For Interactive Financial Services Limited



UdayanMandavia
Managing Director
DIN: 00740615





DEVADIYA & ASSOCIATES

CHARTERED ACCOUNTANTS

INDEPENDENT AUDITOR'S LIMITED REVIEW REPORT

To,
THE BOARD OF DIRECTORS OF,
INTERACTIVE FINANCIAL SERVICES LIMITED

1. We have reviewed the accompanying statement of Unaudited Standalone Financial Results of **INTERACTIVE FINANCIAL SERVICES LIMITED** for the Quarter and Half Year ended 30th September, 2016. This statement is the responsibility of the Company's Management and has been approved by the Board of Directors / Committee of Board of Directors. Our responsibility is to issue a report on these financial statements based on our review.
2. We conducted our review of the Statement in accordance with the Standard on Review Engagement (SRE) 2400, engagements to Review Financial Statements issued by the Institute of Chartered Accountants of India. This standard requires that we plan and perform the review to obtain moderate assurance as to whether the financial statements are free of material misstatement. A review is limited primarily to inquiries of company personnel and analytical procedures applied to financial data and thus provides less assurance than an audit. We have not performed an audit and accordingly, we do not express an audit opinion.
3. Based on our review conducted as above, nothing has come to our attention that causes us to believe that the accompanying statement of unaudited financial results prepared in accordance with applicable accounting standards and other recognised accounting practices and policies has not disclosed the information required to be disclosed in terms of Regulation 33 of the SEBI (Listing Obligations and Disclosure Requirements) Regulation, 2015 including the manner in which it is to be disclosed, or that it contains any material misstatement.


For DEVADIYA & ASSOCIATES
Chartered Accountants


(CA SANJAY DEVADIYA)

Partner

Membership No.: 112495

FRN No.: 123045W




Place: Ahmedabad

Date: November 14, 2016

INTERACTIVE FINANCIAL SERVICES LIMITED

INTERACTIVE FINANCIAL SERVICES LIMITED							
Regd. Office: A-1006, Premium House, B/h Handloom House, Ashram road, Ahmedabad - 380009							
Unaudited Standalone Financial Results for the Quarter & Half Year Ended on September 30, 2016							
Sr. No	Particulars	Quarter ended			Six Months Ended		Year
		(Unaudited)			(Unaudited)		(Audited)
		30-09-16	30-06-16	30-09-15	30-09-16	30-09-15	31-03-16
1	Income from Operations						
	a) Net Sales / Income from Operations (Net of excise duty)	6.68	5.04	6.36	11.72	12.84	46.36
	b) Other Operating Income	3.70	6.31	0.01	10.01	0.02	0.70
	Total Income from operations (net)	10.38	11.35	6.37	21.73	12.85	47.06
2	Expenses						
	a. Employee benefits expense	1.75	2.09	2.09	3.84	4.21	9.67
	b. Depreciation and Amortisation expense	0.07	0.07	0.08	0.14	0.15	0.30
	c. Administrative Expenses	-	-	6.22	-	12.48	50.05
	d. Purchase of Stock - in - Trade	-	-	-	-	-	-
	e. Changes in inventories of Finished Goods & Stock in Trade	-	-	-	-	-	-
	f. Other Expenses	4.55	2.38	-	6.93	-	-
	Total Expenses	6.37	4.54	8.38	10.91	16.84	60.02
3	Profit / (Loss) from Operations before other income, finance costs and exceptional items (1 - 2)	4.01	6.81	(2.01)	10.82	(3.98)	(12.96)
4	Other Income	-	-	-	-	-	-
5	Profit / (Loss) from ordinary activities before finance costs and exceptional	4.01	6.81	(2.01)	10.82	(3.98)	(12.96)
6	Finance Costs	0.01	0.08	1.62	0.09	3.62	2.91
7	Profit / (Loss) from ordinary activities after finance costs but before exceptional Items (5 ± 6)	3.99	6.73	(3.64)	10.72	(7.60)	(15.87)
8	Exceptional Items - Expenditure / (Income)	-	-	-	-	-	-
9	Profit / (Loss) from Ordinary Activities before tax (7 ± 8)	3.99	6.73	(3.64)	10.72	(7.60)	(15.87)
10	Tax Expense	0.51	-	0.00	0.51	0.00	0.00
11	Net Profit / (Loss) from Ordinary Activities after tax (9 ± 10)	3.48	6.73	(3.64)	10.21	(7.60)	(15.87)
12	Extraordinary items (Net of Tax expense)	-	-	-	-	-	-
13	Net Profit / (Loss) for the period (11 ± 12)	3.48	6.73	(3.64)	10.21	(7.60)	(15.87)
14	Paid-up Equity Share Capital (Face Value Rs. 10/- each)	301.31	301.31	301.31	301.31	301.31	301.31
15	Reserves Excluding Revaluation Reserves as per Balance Sheet of previous	1.44	-	-	1.44	-	(8.77)
16	Earning Per Share (before extraordinary items - not annualised)						
	(a) Basic	0.12	0.22	(0.12)	0.34	(0.25)	(0.53)
	(b) Diluted	0.12	0.22	(0.12)	0.34	(0.25)	(0.53)
17	Earning Per Share (after extraordinary items - not annualised)						
	(a) Basic	0.12	0.22	(0.12)	0.34	(0.25)	(0.53)
	(b) Diluted	0.12	0.22	(0.12)	0.34	(0.25)	(0.53)




A-1006, Premium House, Behind Handloom House, Ashram Road, Ahmedabad – 380009., Gujarat, India.

CIN : L65910GJ1994PLC023393, Ph. No. +91-79-2658-1240

www.ifinservices.com, info@ifinservices.com

INTERACTIVE FINANCIAL SERVICES LIMITED

Statement of Assets and Liability			
Sr. No	Particulars	Standalone	
		30-09-16	31-03-16
		(Unaudited)	(Audited)
A	EQUITY AND LIABILITIES		
1	Shareholders' funds		
	Share Capital	301.31	301.31
	Reserves & Surplus	1.43	-8.77
	Money received against Share Warrants	0.00	0.00
	Sub Total - Shareholders Fund	302.74	292.54
2	Share application money pending allotment		
3	Non Current Liability		
	Long Term Borrowings	8.30	0.00
	Deferred Tax Liability (net)	0.00	0.00
	Long Term Provisions	0.00	0.00
	Other Long Term Liabilities	0.00	0.00
	Sub Total - Non Current Liability	8.30	0.00
4	Current Liabilities		
	Short Term Borrowings	0.00	0.00
	Trade Payables	6.40	6.06
	Other Current Liabilities	51.42	31.59
	Short Term Provisions	1.80	0.00
	Sub Total - Current Liabilities	59.62	37.65
	TOTAL - EQUITY AND LIABILITIES	370.66	330.19
B	ASSETS		
1	Non-Current Assets		
	Fixed Assets	3.22	3.37
	Non-Current Investment	0.00	0.00
	Deferred Tax Assets	0.00	0.00
	Long Term Loan & Advances	33.87	321.89
	Other Non Current Assets	294.80	0.72
	Sub Total - Non Current Assets	331.89	325.98
2	Current Assets		
	Current Investment	0.00	0.00
	Inventories	0.00	0.00
	Trade Receivables	0.00	0.00
	Cash & Bank Balances	38.77	3.81
	Short Term Loan & Advances	0.00	0.40
	Other Current Assets	0.00	0.00
	Sub Total - Current Assets	38.77	4.21
	TOTAL - ASSETS	370.66	330.19



A-1006, Premium House, Behind Handloom House, Ashram Road, Ahmedabad – 380009., Gujarat, India.

CIN : L65910GJ1994PLC023393, Ph. No. +91-79-2658-1240


www.ifinservices.com, info@ifinservices.com

INTERACTIVE FINANCIAL SERVICES LIMITED

Note:

1. The above results have been taken on record in the meeting of the Board of Directors of the Company held on November 14, 2016
2. Figures are provisional and have been regrouped wherever necessary.
3. The Standalone unaudited financial results of the Company are available for investors at www.iFinServices.com and www.bseindia.com
4. The said accounts are subject to the limited review by the Statutory Auditor of the Company

By order of the Board of Directors



Udayan Mandavia

Managing Director

DIN: **00740615**

Place: Ahmedabad

Date: 14-11-2016