

By Email/E-filing

Ref: BGIL/BSE/QR02/11/2016

Date: 12<sup>th</sup> November, 2016

To,

**The General Manager,  
The Bombay Stock Exchange Limited  
25<sup>th</sup> Floor, P.J. Towers, Dalal Street,  
Mumbai-400001.**

**Sub: Outcome of the Board Meeting held on 12<sup>th</sup> November, 2016.**

Dear Sir,

Pursuant to Regulation 33 of SEBI (Listing Obligation & Disclosure Requirement) Regulations, 2015, (" The Listing Regulations"), We wish to inform you that the Board of Directors of the Company in their Meeting held today i, e, 12<sup>th</sup> November, 2016 have approved the following:-


1. Un-Audited standalone Financial Results for the quarter/ six months ended 30<sup>th</sup> September, 2016.


Kindly take a note of the same for your further needful and oblige us.

This is for your information and record.

Thanking You.

For **Bharatiya Global Infomedia Limited**

  
Kumar Pushkar  
Company Secretary  
Encl. a/a





# BHARATIYA GLOBAL INFOMEDIA LIMITED

Reg. Off.: 1301, Vijaya Building 17, Barakhamba Road, Connaught Place, New Delhi-110001

Corp Office: B-66, Sector-60, Noida- 201301

CIN:L74999DL1994PLC062967

Tel :- 0120-4227792, Fax :- 0120-4227791, website :- www.bgil.in

## Part I : STATEMENT OF STANDALONE UN- AUDITED FINANCIAL RESULTS FOR THE QUARTER AND HALF YEAR ENDED 30th SEPTEMBER, 2016

		Standalone					
		(Rs in Lakh)					(Rs in Lakh)
SL. NO.	Particulars	Three months ended			Six months ended		Twelve months ended
		3 Months ended	Preceding 3 Months ended	3 Months ended	6 months ended	6 months ended	Twelve Months Ended
		30.09.2016	30.06.2016	30.09.2015	30.09.2016	30.09.2015	31.03.2016
		(Un-Audited)	(Un-Audited)	(Un-Audited)	(Un-Audited)	(Un-Audited)	(Audited)
1	a) Net Sales / Income from Operations (Excluding Branch Transfer) (Net of Excise Duty)	1651.08	400.46	569.65	2051.54	1092.41	3107.90
	b) Other Operating Income	0.00	0.00	0.00	0.00	0.00	0.00
	<b>Total Income from operations</b>	<b>1651.08</b>	<b>400.46</b>	<b>569.65</b>	<b>2051.54</b>	<b>1092.41</b>	<b>3107.90</b>
2	<b>Expenses</b>						
	a. Cost of Material Consumed	0.00	0.00	0.00	0.00	0.00	0.00
	b. Purchases Including Freight & Other Direct Charges	1514.45	271.95	390.58	1786.40	856.24	1558.56
	c. Changes in inventories of finished goods, work-in-progress and stock-in-trade	0.00	-20.24	35.82	-20.24	25.50	386.45
	d. Employee benefits expense	41.14	44.32	39.06	85.46	75.55	186.25
	e. Depreciation and Amortisation expense	45.36	44.27	28.32	89.63	172.75	345.50
	f. Other Expenses including project related expenses	33.08	36.01	21.20	69.09	61.90	467.15
	<b>Total Expenses</b>	<b>1634.04</b>	<b>376.31</b>	<b>514.97</b>	<b>2010.35</b>	<b>1191.93</b>	<b>2943.91</b>
3	<b>Profit / (Loss) from Operations before other income, finance costs and exceptional items (1 - 2)</b>	<b>17.04</b>	<b>24.15</b>	<b>54.68</b>	<b>41.19</b>	<b>-99.52</b>	<b>163.99</b>
4	Other Income	0.93	0.61	4.84	1.54	5.88	8.64
5	<b>Profit / (Loss) from ordinary activities before finance costs and exceptional items (3 ± 4)</b>	<b>17.97</b>	<b>24.76</b>	<b>59.52</b>	<b>42.73</b>	<b>-93.64</b>	<b>172.63</b>
6	Finance Costs	10.94	10.98	9.65	21.92	20.83	39.59
7	<b>Profit / (Loss) from ordinary activities after finance costs but before exceptional items (5)</b>	<b>7.03</b>	<b>13.78</b>	<b>49.87</b>	<b>20.81</b>	<b>-114.47</b>	<b>133.04</b>
8	Exceptional Items - Expenditure / (Income)	0.00	0.00	0.00	0.00	0.00	0.00
9	<b>Profit / (Loss) from Ordinary Activities before tax (7 ± 8)</b>	<b>7.03</b>	<b>13.78</b>	<b>49.87</b>	<b>20.81</b>	<b>-114.47</b>	<b>133.04</b>
10	Tax Expense	1.40	2.56	0.00	3.96	0.00	62.50
11	<b>Net Profit / (Loss) from Ordinary Activities after tax (9 ± 10)</b>	<b>5.62</b>	<b>11.23</b>	<b>49.87</b>	<b>16.84</b>	<b>-114.47</b>	<b>70.54</b>
12	Extraordinary items	0.00	0.00	0.00	0.00	-6.94	-7.02
13	<b>Net Profit/(Loss) for the period (11 ± 12)</b>	<b>5.62</b>	<b>11.23</b>	<b>49.87</b>	<b>16.84</b>	<b>-121.42</b>	<b>63.52</b>
14	Paid-up Equity Share Capital (Face Value Rs. 10/- each)	1584.31	1584.31	1584.31	1584.31	1584.31	1584.31
15	Reserves Excluding Revaluation Reserves as per Balance Sheet of previous accounting year						7,469.69
16	Earning Per Share (before extraordinary items - not annualised)						
	(a) Basic	0.04	0.64	0.31	0.11	-0.72	0.45
	(b) Diluted	0.04	0.64	0.31	0.11	-0.72	0.45
17	Earning Per Share (after extraordinary items - not annualised)						
	(a) Basic	0.04	0.59	0.31	0.11	-0.77	0.40
	(b) Diluted	0.04	0.59	0.31	0.11	-0.77	0.40



Part III Segment wise Reporting Revenue, Results And Capital Employed							
SR. NO.	Particulars	Three months ended			Six months ended		Twelve Months Ended
		3 Months ended	Preceeding 3 Months ended	3 Months ended	6 months ended	6 months ended	Twelve Months Ended
1	Segment Revenue	30.09.2016	30.06.2016	30.09.2015	30.09.2016	30.09.2015	31.03.2016
		(Un-Audited)	(Audited)	(Un-Audited)	(Un-Audited)	(Un-Audited)	(Audited)
	Information Technologies /Services	1512.40	116.82	440.61	1629.22	962.71	2262.14
	Media & Entertainment	138.68	283.64	129.04	422.32	129.70	845.76
	Other Income	0.93	0.61	4.84	1.54	5.88	8.64
	<b>Total</b>	<b>1652.01</b>	<b>401.07</b>	<b>574.50</b>	<b>2053.08</b>	<b>1098.30</b>	<b>3116.54</b>
	Less: Inter Segment Revenue	0.00	0.00	0.00	0.00	0.00	0.00
	<b>Net Sales/Income from operations</b>	<b>1652.01</b>	<b>401.07</b>	<b>574.50</b>	<b>2053.08</b>	<b>1098.30</b>	<b>3116.54</b>
2	Segment Results						
	Profit/Loss before Tax and interest from each segment						
	Information Technologies /Services	14.34	16.22	-4.39	30.56	-70.6	48.26
	Media & Entertainment	2.70	7.93	59.06	10.63	-28.93	115.74
	Other Income	0.93	0.61	4.84	1.54	5.88	8.64
	<b>Total</b>	<b>17.97</b>	<b>24.76</b>	<b>59.52</b>	<b>42.73</b>	<b>-93.64</b>	<b>172.64</b>
	Less:-						
	Interest/Financial Charges	10.94	10.98	9.65	21.92	20.83	39.59
	Other Unallocated expenditure	0.00	0.00	0.00	0.00	0.00	0.00
	<b>Total Profit/Loss before tax</b>	<b>7.03</b>	<b>13.78</b>	<b>49.87</b>	<b>20.81</b>	<b>-114.47</b>	<b>133.05</b>
	Segment wise Capital Employed	Since Fixed Asset used in the Company Business can not be specifically identified with any of the reportable segmments as these are used interchangeably among segments, segment wise disclose on capital employed has not been furnished					



**BHARATIYA GLOBAL INFOMEDIA LIMITED**

Regd. Office: 1301, Vijaya Building 17, Barakhamba Road, Connaught Place, New Delhi-110001

Corp Office: B-66, Sector-60, Noida- 201301

CIN L74999DL1994PLC062967

Un-Audited Statement of Assets and Liabilities as on half year ended 30.09.2016

(Rupees in Lakh)

	As At (30.09.2016)	As At (30.09.2015)
<b>A EQUITY AND LIABILITIES</b>		
<b>1 Shareholders' funds</b>		
(a) Share capital	1584.31	1584.31
(b) Reserves and surplus	7549.71	7349.31
(c) Money received against share warrants		
<b>Sub-total- Shareholders' funds</b>	<b>9134.02</b>	<b>8933.62</b>
2 Share Application Money pending allotment		
3 Minority Interest		
<b>4 Non-current liabilities</b>		
(a) Long-term borrowings		
(b) Deffered tax liabilities (net)	385.67	327.34
(c) Other long-term liabilities	47.45	134.67
(d) Long-term provisions	35.11	32.58
<b>Sub-total- Non current liabilities</b>	<b>468.23</b>	<b>494.59</b>
<b>5 Current liabilities</b>		
(a) Short-term borrowings	268.33	122.34
(b) Trade payables	1011.83	1487.38
(c) Other current liabilities	353.63	149.34
(d) Short-term provisions	31.92	0.87
<b>Sub-total- Current liabilities</b>	<b>1665.71</b>	<b>1759.93</b>
<b>Total-Equity And Liabilities</b>	<b>11267.96</b>	<b>11188.14</b>
<b>B Assets</b>		
<b>1 Non-current Assets</b>		
(a) Fixed Assets	2829.17	2930.41
(b) Non-current investments	505.26	315.70
(c) Trade receivables	1082.51	1022.91
(d) Long-term loans and advances	1068.69	1543.97
(e) Other non-current assets	2293.71	552.55
<b>Sub-total- Non-Current Assets</b>	<b>7779.34</b>	<b>6365.54</b>
<b>2 Current Assets</b>		
(a) Current investments		
(b) Inventories	51.51	392.23
(c) Trade receivables	2613.89	3462.42
(d) cash and cash equivalents	51.16	79.83
(e) Short-term loans and advances	638.28	825.33
(f) Other current assets	133.78	62.78
<b>Sub-total- Current Assets</b>	<b>3488.62</b>	<b>4822.59</b>
<b>Total-Assets</b>	<b>11267.96</b>	<b>11188.14</b>



**NOTES TO RESULTS:**

- 1) The above standalone Un- audited financial results for the period of quarter/ six months ended on 30<sup>th</sup> September 2016 were reviewed by the Audit Committee and subsequently approved by the Board of Directors at its meeting held on 12<sup>th</sup> November 2016. The Statutory Auditor have submitted "Limited Review Report" on the financial results.
- 2) Segments have been identified in line with Accounting Standard -17 (AS-17) on Segment Reporting issued by the Institute of Chartered Accountants of India taking into account the nature of activities as well as the differential risk & return.
- 3) Segment Revenue & Results include the respective account identifiable to each of the segments. Other un-allocable expenditure includes expenses incurred on common services provided to the segment which are not directly identifiable to the individual segment.
- 4) Previous period/year figures had been re-grouped, re-arranged, re-stated and re-classified wherever necessary, for the purpose of comparison.
- 5) No Investor's complaints were received during the quarter / six months ended 30<sup>th</sup> September 2016.
- 6) Utilization of IPO Proceeds as on 30<sup>th</sup> September 2016:

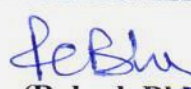
S. No.	Particulars	As per the Prospectus dated 16 <sup>th</sup> July 2011	Revised Utilization As per Postal Ballot Approval	Utilization till 30 <sup>th</sup> September, 2016
1	Setting up our Offices	989.60	989.60	754.80
2	Repayment of RBS Loan	269.72	293.12	293.12
3	IPO Expenses	277.36	312.85	312.85
4	Up gradation of Machinery & Assets	2204.67	1532.50	1382.50
5	General Corporate	650.00	711.39	711.39
6	Expansion of R & D	656.73	472.75	455.99
7	Meeting Long Term Working Capital Requirement	505.00	1240.87	1055.06
8	Cash & Escrow Bank Account and Investments in ICDs	-	-	587.37
Total		5553.08	5553.08	5553.08


- 7) Out of total amount of Rs. 11.15 Crores advanced as ICDs ; as on 30<sup>th</sup> September 2016 the Company has recovered the total ICDs amount to the tune of Rs. 5.75 Cr. (More than 50% of the amount) Company has been taking all efforts including legal course of action to recover the remaining principal amount along with interest; however no provision either for principal or for interest has been made in the books of account as the management of the company is confident of recovering the remaining amount of ICDs.
- 8) The Company has filed the Appeal before the SAT (Securities Appellate Tribunal) against the Order of Adjudicating Officer dated 17<sup>th</sup> April 2014 & Whole Time Member (WTM) Order dated 8<sup>th</sup> August 2014. SAT Order dated 8<sup>th</sup> September 2016; the company has been provided an opportunity to file a fresh appeal, the same is in the process.

FOR BHARATIYA GLOBAL INFOMEDIA LIMITED

Place: Noida

Date: 12<sup>th</sup> November 2016

  
(Rakesh Bhatia)  
Chairman cum Managing Director



# S A M P R K & ASSOCIATES

Chartered Accountants

## LIMITED REVIEW REPORT

To,  
The Board of Directors,  
Bharatiya Global Infomedia Limited  
B-66, Sector-60,  
Noida-201301  
Uttar Pradesh (UP)

1. We have reviewed the accompanying statement of Unaudited financial results of Bharatiya Global Infomedia Limited ("the Company") for the quarter / six months ended 30<sup>th</sup> September, 2016 ("the Statement"), being submitted by company pursuant to regulation 33 of SEBI (Listing Obligations and Disclosure Requirements) Regulations 2015 (The "Listing Regulations 2015") with the stock exchange. This statement is the responsibility of the Company's Management and has been approved by the Board of Directors. Our responsibility is to issue a report on the Statement based on our review.
2. We conducted our review of the Statement in accordance with the Standard on Review Engagement (SRE) 2410, "Review of Interim Financial Information Performed by the Independent Auditor of the Entity" issued by the Institute of Chartered Accountants of India. This standard requires that we plan and perform the review to obtain moderate assurance as to whether the Statement is free of material misstatement. A review is limited primarily to inquiries of company personnel and analytical procedures applied to financial data and thus provide less assurance than an audit. We have not performed an audit and accordingly, we do not express an audit opinion.
3. Based on our review conducted as above, nothing has come to our attention that causes us to believe that the accompanying Statement of unaudited financial results prepared in accordance with applicable Accounting Standards under section 133 of the Companies Act 2013 read with Rule 7 of Companies (Accounts) Rules 2014 and other recognized accounting practices and policies, has not disclosed the information required to be disclosed in terms of Regulation 33 of the SEBI (Listing Obligations and Disclosure Requirements) Regulations, 2015, including the manner in which it is to be disclosed, or that it contains any material misstatement.

For SAMPRK & ASSOCIATES  
Chartered Accountants  
Firm Registration No.013022N



CA. Pankaj Sharma

PARTNER

M. No. ---093446

Place: Noida

Dated: 12-11-2016

Office:-102-03/106/302, Neelkanth House, S-524, School Block, Shakarpur, Delhi-110092  
Phone: 011-22481918, 22482446, 43012132 Mobile: 9810955575, 9212343336  
Email: samprkpankaj@gmail.com/samprkassociates@gmail.com