

BY ONLINE SUBMISSION

November 14, 2016

To,
The Manager
Bombay Stock Exchange Limited
Corporate Relationship Department
Phirozee Jeejeebhay Tower
Dalal Street, Fort, Mumbai-400 001
BSE Scrip Code:533260

To,
The Manager
National Stock Exchange of India Limited
Exchange Plaza, C/1, Block G
Bandra Kurla Complex
Bandra (East), Mumbai-400 051
NSE Symbol: careerp

Dear Sir/Madam,

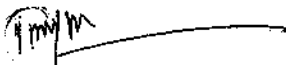
Sub: Corrigendum to the disclosure under Regulation 33 of SEBI (Listing obligations and Disclosure Requirements) Regulations 2015 dated 11 November 2016 w.r.t. filing of Unaudited Financial Results (Standalone and Consolidated) for the quarter and half year ended 30 Sept 2016

This is with reference to our submission under Regulation 33 of SEBI (Listing obligations and Disclosure Requirements) Regulations 2015 dated 11 November 2016 w.r.t. filing of Unaudited Financial Results (Standalone and Consolidated) for the quarter and half year ended 30 Sept 2016.

In that regard, please note that the file uploaded on Stock Exchange contained minor typographical error(s) which was caused inadvertently due to error in excel sheet w.r.t. filing of Unaudited Financial Results (Standalone and Consolidated) for the quarter and half year ended 30 Sept 2016. Accordingly, the figures of Segment wise Results have been corrected.

We would request you that the corrected Financials now attached herewith may please be taken on record and be uploaded on the exchange website.

For Career Point Limited



Tarun Kumar Jain
Company Secretary & Compliance Officer

Career Point Limited

Registered & Corporate Office: CP Tower 1, Road No. 1, IPIA, Kota, Rajasthan 324005
Corporate Identification Number: L72200RJ2000PLC016272,
Phone: 0744-3040000, 0744-3040050, www.cpil.in, investors@cpil.in

BY ONLINE SUBMISSION

November 11, 2016

To,
The Manager
Bombay Stock Exchange Limited
Corporate Relationship Department
Phirozee Jeejeebhay Tower
Dalal Street, Fort, Mumbai-400 001
BSE Scrip Code:533260

To,
The Manager
National Stock Exchange of India Limited
Exchange Plaza, C/I, Block G
Bandra Kurla Complex
Bandra (East), Mumbai-400 051
NSE Symbol: careerp!

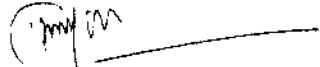
Dear Sir/Madam,

Sub: Outcome of Board Meetings held on November 11, 2016- -Financial Results for Quarter and half year ended September 30, 2016

This is to inform you that in the meetings of the Board of Directors of the Company held on Friday, November 11, 2016 at its Registered Office, the Board *inter alia* has transacted the following businesses:

1. Approved the reconstitution of Audit Committee with the inclusion of Sh. RS Choudhary (Independent Director)
2. Approved the appointment of Mr. Jagdish Prasad Sarda as Independent Director (DIN: 07654623) of the Company w.e.f. 12 November, 2016
3. Further, considered and taken on record Standalone and Consolidated Unaudited Financial Results (Statement) for the quarter and half year ended September 30, 2016.
4. Considered and taken on record the Limited Review Report for the quarter and half year ended September 30, 2016;
5. Considered the quarterly compliances made by the company as per the SEBI (LODR) Regulations, 2015.
6. The Board took note of Investor Grievance Report for the period ended September 30, 2016.

Further, please note that the Company has already made necessary arrangement to publish the same in the newspapers as required under SEBI (Listing Obligations and Disclosure requirements) Regulations, 2015.

For Career Point Limited
Tarun Kumar Jain
Company Secretary & Compliance Officer**Enclosed:**

1. Financial Results for the quarter ended September 30, 2016 (Standalone & Consolidated)
2. Limited Review Report (Standalone & Consolidated)

Career Point Limited

Registered & Corporate Office: CP Tower 1, Road No. 1, IPIA, Kota, Rajasthan 324005
Corporate Identification Number: L72200RJ2000PLC016272,
Phone: 0744-3040000, 0744-3040050, www.cpil.in, investors@cpil.in

Career Point Limited

Registered Office: CP Tower-1, Road No. 1., IPIA, Kota, Rajasthan - 324005

CIN-L72200RJ2000PLC016272

Tel : +91-744-3040000

Email : investors@cpil.in

Website: www.cpil.in

UNAUDITED STANDALONE FINANCIAL RESULTS FOR THE QUARTER AND HALF YEAR ENDED ON 30th SEPTEMBER, 2016

PART - I		(in lakhs) (except EPS)					Year ended March 31, 2016 (Audited)
S. No.	Particulars	Quarter ended			Half Year ended		
		SEPTEMBER 30,2016	JUNE 30,2016	SEPTEMBER 30,2015	SEPTEMBER 30,2016	SEPTEMBER 30,2015	
		(Unaudited)	(Unaudited)	(Unaudited)	(Unaudited)	(Unaudited)	(Audited)
1	(a) Income from Operations	1,845.78	1,811.48	1,721.93	3,457.21	3,342.18	6,942.47
	Total Income	1,845.78	1,811.48	1,721.93	3,457.21	3,342.18	6,942.47
2	Expenditure						
	a) Cost of Material	47.21	42.27	23.18	89.49	92.35	162.30
	b) Changes in inventories of Study Material	35.18	17.22	39.75	524.01	2.16	28.41
	c) Employees costs	910.07	837.82	850.57	1,747.89	1,888.57	3,364.31
	d) Depreciation & Amortisation	111.89	114.29	117.26	226.18	234.72	465.18
	e) General Administration and Other expenses	489.99	406.28	434.38	895.27	881.05	1,628.28
	Total Expenditure	1,593.35	1,417.88	1,459.16	3,482.84	2,898.85	5,648.47
3	Profit from Operations before Other Income, Interest and Exceptional Items (1-2)	252.41	193.57	262.79	445.98	443.30	1,294.00
4	Other Income	288.76	164.51	203.13	453.26	38.57	839.81
5	Profit before Interest and Exceptional Items (3+4)	541.17	358.08	465.91	899.25	828.99	2,233.81
6	Interest Expense	37.67	33.92	25.28	71.59	50.81	111.99
7	Profit after Interest Expense but before Exceptional Items (5-6)	503.49	324.16	440.64	827.65	778.18	2,121.82
8	Exceptional Items	-	-	-	-	-	-
9	Profit from Ordinary Activities before tax (7+8)	503.49	324.16	440.64	827.65	778.18	2,121.82
10	Provision for taxes				0.00		
	a) Provision for tax	108.16	69.00	95.00	178.16	167.00	467.00
	b) MAT Credit Entitlement	(67.44)	11.72	-	(55.71)	(2.09)	(11.48)
	c) Provision for deferred tax	34.81	33.89	31.21	68.49	61.41	201.76
	d) Income tax for earlier years	-	9.09	15.53	9.09	17.73	17.73
	Total Provision for taxes	76.83	123.80	141.74	200.03	244.04	675.01
11	Profit from Ordinary Activities after tax (9-10)	426.97	200.66	298.90	627.62	534.14	1,446.81
12	Extraordinary Items	0	0	-	-	-	-
13	Net Profit after tax for the period/Year(11-12)	426.97	200.66	298.90	627.62	534.14	1,446.81
14	Paid-up Equity Share Capital (Face value of 10/- each)	1,813.29	1,813.29	1,813.29	1,813.29	1,813.29	1,813.29
15	Reserves excluding Revaluation Reserve						
16	Earnings Per Share (EPS) *						
	a) Basic & Diluted EPS before Extraordinary Items	2.35	1.11	1.65	3.46	2.95	7.98
	b) Basic & Diluted EPS after Extraordinary Items	2.35	1.11	1.65	3.46	2.95	7.98

PART-II

A	PARTICULARS OF SHAREHOLDING	Quarter ended			SEPTEMBER 30, 2016 (Unaudited)	SEPTEMBER 30, 2015 (Unaudited)	Year ended March 31, 2016 (Audited)
		SEPTEMBER 30, 2016	JUNE 30, 2016	SEPTEMBER 30, 2015			
		(Unaudited)	(Unaudited)	(Unaudited)			
1	Public Shareholding						
	- No. of shares	7,095,088	7,095,088	7,145,575	7,095,088	7,135,528	
	- Percentage of shareholding	39.13	39.13	39.41	39.13	39.35	
2	Promoters and promoter group Shareholding						
	a) Pledged/Encumbered						
	-Number of shares	Nil	Nil	Nil	Nil	Nil	
	-Percentage of shares (as a % of the total shareholding of promoter and promoter group)	Nil	Nil	Nil	Nil	Nil	
	-Percentage of shares (as a % of the total share capital of the company)	Nil	Nil	Nil	Nil	Nil	
	b) Non-encumbered						
	-Number of Shares	11,037,853	11,037,853	10,987,364	11,037,853	10,997,413	
	-Percentage of shares (as a % of the total shareholding of promoter and promoter group)	100	100	100	100	100	
	-Percentage of shares (as a % of the total share capital of the company)	60.87	60.87	60.59	60.87	60.85	

(In Numbers)

B	INVESTOR COMPLAINTS	3 month ended
		September 30, 2016
	Pending at the beginning of the quarter	Nil
	Received during the quarter	2
	Disposed of during quarter	2
	Remaining unresolved at the end of the quarter	Nil

Notes:

- i) The above financial results have been reviewed by the Audit Committee at its meeting held on November 11th 2016 and approved by the Board of Directors at their meeting held on November 11th 2016. Limited Review of the financial results has been carried out by the Statutory Auditor of the Company.
- ii) The Company has granted 5,000 employee stock options under the scheme. Each option so granted shall carry a right to subscribe one equity share of the company upon vesting and payment of exercise price of Rs 100 per option. The said Stock Option vested on 2nd July, 2015 and entitled to exercise the options up to a period of 4 years from the date of vesting. Further, the Company has granted 70,000 employee stock options under the scheme. Each option so granted shall carry a right to subscribe one equity share of the company upon vesting and payment of exercise price of Rs 125 per option. Out of the above 40000 stock option granted shall be vested over a period of one year and 30000 stock option over a period of 2 years from the date of grant, 30th November, 2015 and same is entitled to be exercised up to a period of 4 years from the date of vesting.
- iii) Figures of the previous periods have been regrouped/re-classified to confirm to the figures of the current periods.
- v) Unaudited Standalone Results as on 30.09.2016 are as under-

Statement of Assets and Liabilities (Audited)

Particulars	As at 30.09.2016	As at 31.03.2016
A. EQUITY AND LIABILITIES		
1. Shareholder's funds		
(a) Share Capital	1813.29	1813.29
(b) Reserves and Surplus	33493.89	32858.44
(c) Money received against share warrants	0.00	0
Sub-total - Shareholder's Funds	36306.98	34671.73
2. Share application money pending allotment		

3. Minority Interest		
4 Non-current Liabilities		
(a) Long-term borrowings	404.68	459.43
(b) Deferred Tax Liabilities (Net)	841.29	572.79
(c) Long-Term Provisions	61.10	56.1
Sub-total - Non-current liabilities	1107.07	1088.32
5 Current Liabilities		
(a) Short-term borrowings	1140.74	853.74
(b) Trade payables	9.24	1.41
(c) Other current liabilities	2902.97	1552.11
(d) Short-Term Provisions	95.43	218.74
Sub-total - Current liabilities	4148.37	2726.00
TOTAL EQUITY AND LIABILITIES	40562.43	38486.06
B. ASSETS		
1. Non-current Assets		
(a) Fixed Assets		
(i) Tangible assets	13416.05	12729.52
(ii) Intangible assets	2.11	3.046
(iii) Capital work-in-progress	412.44	111.34
(b) Non-current Investments	14881.89	14241.89
(c) Deferred Tax Assets (net)	0.00	0
(d) Long-term loans and advances	272.01	733.90
(e) Other non-current assets	0.00	0
Sub-total - Non-current Assets	28984.51	27819.70
2. Current Assets		
(a) Current Investments	3100.10	3165.79
(b) Inventories	113.72	167.92
(c) Trade receivables	265.26	342.85
(d) Cash and cash equivalents	46.70	91.8
(e) Short-term loans and advances	8052.14	6898
(f) Other current assets	0.009	0.00057
Sub-total - Current Assets	11577.92	10686.36
TOTAL-ASSETS	40562.43	38486.06

BY ORDER OF THE BOARD OF DIRECTORS
FOR CAREER POINT LIMITED

Pramod Maheshwari
PRAMOD MAHESHWARI
Chairman, Managing Director and CEO

Place: Kota (Rajasthan)
Date : November 11, 2016

Career Point Limited

Registered Office: CP Tower-1, Road No. 1, IPIA, Rajasthan - 324005

CIN-L72200RJ2000PLC016272

Tel : +91-744-3040000

Email : investors@cpil.in

Website: www.cpil.in

UNAUDITED CONSOLIDATED FINANCIAL RESULTS FOR THE QUARTER AND HALF YEAR ENDED ON 30TH SEPTEMBER, 2016

PART - I		(in lakhs) (except EPS)					
S. No.	Particulars	Quarter ended			SEPTEMBER 30, 2016 (Unaudited)	SEPTEMBER 30, 2015 (Unaudited)	Year ended March 31, 2016 (Audited)
		SEPTEMBER 30, 2014	JUNE 30, 2014	SEPTEMBER 30, 2015			
		(Unaudited)	(Unaudited)	(Unaudited)			
1	(a) Income from Operations	2,090.90	1,802.20	1,877.40	3,893.00	3,629.27	7,569.41
	Total Income	2,090.90	1,802.20	1,877.40	3,893.00	3,629.27	7,569.41
2	Expenditure						
	a) Cost of Material	70.23	82.35	34.47	152.58	141.92	236.38
	b) Changes in inventories of finished goods	31.84	(1.87)	46.78	28.77	5.44	41.29
	c) Employees costs	922.19	852.13	893.06	1,774.32	1,777.98	3,965.28
	d) Depreciation & Amortisation	120.92	129.49	132.71	290.41	265.44	527.04
	e) General Administration and Other expenses	508.14	405.73	454.89	913.87	918.79	1,702.64
	Total Expenditure	1,653.12	1,467.83	1,561.91	3,120.95	3,109.17	6,072.62
3	Profit from Operations before Other Income, Interest and Exceptional Items (1-2)	437.68	334.37	315.49	772.05	520.10	1,516.79
4	Other Income	308.93	180.12	245.20	489.05	491.86	1,078.25
5	Profit before Interest and Exceptional Items (3+4)	746.62	514.48	560.69	1,261.10	1,011.96	2,595.04
6	Interest Expense	110.36	111.25	109.76	221.81	219.96	443.70
7	Profit after Interest Expense but before Extraordinary Items (5-6)	638.05	403.23	450.93	1,039.29	792.00	2,151.34
8	Exceptional Items	-	-	-	-	-	-
9	Profit from Ordinary Activities before tax (7+8)	638.05	403.23	450.93	1,039.29	792.00	215.13
10	Provision for taxes						
	a) Provision for tax	147.21	108.35	114.87	255.56	203.54	562.02
	b) MAT Credit Entitlement	(67.57)	11.72	-	(55.85)	(2.09)	(11.48)
	c) Provision for deferred tax	43.43	39.20	23.03	82.62	44.99	178.12
	d) Income tax for earlier years	9.66	9.08	15.55	18.76	17.75	17.75
	Total Provision for taxes	132.75	168.35	153.45	301.10	264.19	736.41
11	Profit from Ordinary Activities after tax (9-10)	503.31	234.88	297.48	738.19	527.81	1,414.93
12	Extraordinary Items	-	-	-	-	-	-
13	Net Profit after tax for the period/Year(11-12)	503.31	234.88	297.48	738.19	527.81	1,414.93
14	Share of profit of associates (net)	(0.25)	(0.63)	0.24	(0.86)	0.65	30.83
15	Capital Profit	-	-	-	-	-	-
16	Adjustment for minority Interest	2.31	(1.21)	7.38	3.52	152.90	0.65
17	Net Profit after tax, minority interest and share of profit of associates (13+14+15)	500.75	233.04	305.10	733.79	543.76	1,446.70
18	Paid-up Equity Share Capital (Face value of ₹ 10/- each)	1,813.29	1,813.29	1,813.29	1,813.29	1,813.29	1,813.29
19	Reserves excluding Revaluation Reserve	-	-	-	-	-	-
20	Earnings Per Share (EPS) *						
	a) Basic & Diluted EPS before Extraordinary items	2.76	1.29	1.68	4.05	3.00	7.98
	b) Basic & Diluted EPS after Extraordinary Items	2.76	1.29	1.68	4.05	3.00	7.98

PART-II

₹ In Lakhs

A	PARTICULARS OF SHAREHOLDING	Quarter ended					Year ended March 31, 2016 (Audited)
		SEPTEMBER 30, 2016	JUNE 30, 2016	SEPTEMBER 30, 2015	SEPTEMBER 30, 2016	SEPTEMBER 30, 2015	
		(Unaudited)	(Unaudited)	(Unaudited)	(Unaudited)	(Unaudited)	
1	Public Shareholding	7,095,066	7,095,066	7,180,562	7,095,066	7,116,675	7,135,526
	- No. of shares	39.13	39.13	39.49	39.13	39.41	39.35
	- Percentage of shareholding						
2	Promoters and promoter group Shareholding						
	a) Pledged/Encumbered						
	-Number of shares	Nil	Nil	Nil	Nil	Nil	Nil
	-Percentage of shares (as a % of the total shareholding of promoter and promoter group)	Nil	Nil	Nil	Nil	Nil	Nil
	-Percentage of shares (as a % of the total share capital of the company)	Nil	Nil	Nil	Nil	Nil	Nil
	b) Non-encumbered						
	-Number of Shares	11,037,853	11,037,853	10,972,357	11,037,853	10,967,364	10,967,413
	-Percentage of shares (as a % of the total shareholding of promoter and promoter group)	100	100	100	100	100	100
	-Percentage of shares (as a % of the total share capital of the company)	60.87	60.87	60.51	60.87	60.59	60.65

(In Numbers)

B	INVESTOR COMPLAINTS	SEPTEMBER 30, 2016
	Pending at the beginning of the quarter	Nil
	Received during the quarter	2
	Disposed of during quarter	2
	Remaining unresolved at the end of the quarter	Nil

Notes:

i) The above financial results have been reviewed by the Audit Committee at its meeting held on November 11th 2016 and approved by the Board of Directors at their meeting held on November 11, 2016. Limited Review of the financial results has Company.

ii) The information of the Company on standalone basis is as follows:

₹ In Lakhs

Particulars	Quarter ended			Half year ended		Year ended March 31, 2016 (Audited)
	SEPTEMBER 30, 2016	JUNE 30, 2016	SEPTEMBER 30, 2015	SEPTEMBER 30, 2016	SEPTEMBER 30, 2015	
	(Unaudited)	(Unaudited)	(Unaudited)	(Unaudited)	(Unaudited)	
Income from operation	1645.75	1611.45	1721.93	3457.21	3342.15	6942.47
Net profit before tax	503.49	324.16	440.63	827.65	775.18	2,121.81
Net profit after tax	426.96	200.65	298.89	627.82	534.14	1,446.81
EPS	2.35	1.11	1.65	3.46	2.95	7.98

iii) Figures of the previous periods have been regrouped/re-classified to confirm to the figures of the current periods.

iv) The Standalone and Consolidated financial results for the year ended September 30, 2016, as submitted to Stock Exchange are also available on our website www.cgil.co.

v) Segment Wise Revenue, Results and Capital Employed for the year ended September 30, 2016

Particulars	Quarter ended			SEPTEMBER 30, 2016 (Unaudited)	SEPTEMBER 30, 2015 (Unaudited)	Year ended March 31, 2016 (Audited)
	SEPTEMBER 30, 2016	JUNE 30, 2016	SEPTEMBER 30, 2015			
	(Unaudited)	(Unaudited)	(Unaudited)			

1 Segment Revenue (Net Sales Income from Segment)						
Informal Education Division	1,742.80	1,597.35	1,633.40	3,339.51	3,267.48	5,745.09
Formal Education Division	178.75	68.75	157.34	245.94	224.96	471.00
Financing	171.48	136.1	86.66	307.50	136.60	373.32
Net Sales/Income from Operation	2,090.61	1,802.20	1,877.40	3,893.01	3,629.27	7,589.41
2 Segment Results Profit/(Loss) before Interest and Tax						
Informal Education Division	318.27	253.12	267.65	569.39	543.09	1,414.75
Formal Education Division	157.68	2.32	157.96	240.00	230.26	389.50
Financing	69.11	55.57	29.95	124.68	46.36	142.42
Total	545.06	311.01	455.56	934.07	819.71	1,946.67
less: Finance Cost	110.85	111.25	109.78	221.81	219.96	443.97
Add: Other Unallocable net income	203.56	123.45	105.44	327.08	192.24	646.83
Profit before Tax	636.06	403.23	446.83	1,039.29	791.99	2,151.34
3 Capital Employed						
Informal Education Division	20,433.83	18,526.32	17,908.09	20,433.83	17,906.09	18,482.30
Formal Education Division	14,942.74	16,375.79	15,992.38	14,942.74	15,962.39	16,225.52
Financing	684.03	620.21	523.55	684.03	523.55	565.05
Total Capital Employed	36,040.60	35,522.33	34,422.03	36,040.60	34,422.03	35,272.86

- v) The Company has granted 5,000 employee stock options under the scheme. Each option so granted shall carry a right to subscribe one equity share of the company upon vesting and payment of exercise price of Rs 100 per option. The said Stock Option vested on 2nd July, 2015 and entitled to exercise the options up to a period of 4 years from the date of vesting. Further, the Company has granted 70,000 employee stock options under the scheme. Each option so granted shall carry a right to subscribe one equity share of the company upon vesting and payment of exercise price of Rs 125 per option. Out of the above 40000 stock option granted shall be vested over a period of one year and 30000 stock option over a period of 2 years from the date of grant, 31st November, 2015 and same is entitled to be exercised up to a period of 4 years from the date of vesting.

(in Lakhs)

xii) Consolidated Statement of Assets and Liabilities

Particulars	As at 30.09.2016	As at 31.03.2015
EQUITY AND LIABILITIES		
Shareholder's funds		
(a) Share Capital	1,813.29	1,813.29
(b) Reserves and Surplus	34213.59	33,459.57
Minority Interest	13.71	10.19
Sub-total - Shareholder's Funds	36,040.60	35,283.06
Non-current Liabilities		
(a) Deferred Tax Liabilities (Net)	395.05	312.43
(b) Long Term Borrowing	824.66	459.43
(c) Long-Term Provisions	77.09	67.46
Sub-total - Non-current Liabilities	1,296.83	839.32
Current Liabilities		
(a) Short-term borrowings	4707.87	4,275.78
(b) Trade payables	10.73	10.63
(c) Other current liabilities	2948.39	1,635.29
(d) Short-Term Provisions	132.96	237.58
Sub-total - Current Liabilities	7,799.96	6,159.27
Total Equity and Liabilities	45,137.39	42,281.66
ASSETS		
Non-current Assets		
(a) Fixed Assets		

(i) Tangible assets	17084.94	16,336.55
(ii) Intangible assets	7.48	1.81
(iii) Capital work-in-progress	572.31	288.97
(b) Non-current investments	1673.07	1,332.14
(c) Long-term loans and advances	3916.38	7,835.83
(d) Other non-current assets	0.00	-
Sub-total - Non-current Assets	23233.04	26,774.00
Current Assets		
(a) Current investments	3688.78	3,330.79
(b) Inventories	167.39	186.97
(c) Trade receivables	8101.18	0,062.10
(d) Cash and cash equivalents	130.67	248.00
(e) Short-term loans and advances	9817.53	4,846.80
(f) Other current assets	0.01	0.00
Sub-total - Current Assets	21903.55	16,506.65
Total Assets	45137.39	42281.85

BY ORDER OF THE BOARD OF DIRECTORS
FOR CAREER POINT LIMITED

Pramod Maheshwari

PRAMOD MAHESHWARI
Chairman, Managing Director and CEO

Place: Kota (Rajasthan)
Date : November 11, 2016



SHARP & TANNAN
Chartered Accountants

INDEPENDENT AUDITOR'S REVIEW REPORT ON REVIEW OF INTERIM FINANCIAL RESULTS


**TO THE BOARD OF DIRECTORS OF
CAREER POINT LIMITED**

We have reviewed the accompanying Statement of Consolidated Unaudited Financial Results of **Career Point Limited** (the "Holding Company") and its subsidiaries, associate and jointly controlled entity (the Holding Company and the Subsidiaries together referred to as the "Career Point Group") for the Quarter ended 30th September, 2016 (the "Statement") being submitted by the Holding Company pursuant to the requirement of Regulation 33 of the SEBI (Listing Obligations and Disclosure Requirements) Regulations, 2015, as modified by Circular No. CIR/CFD/FAC/62/2016 dated July 5, 2016. This Statement which is the responsibility of the Holding Company's Management and approved by Board of Directors, has been prepared in accordance with the recognition and measurement principles laid down in Accounting Standard 25 "Interim Financial Reporting", prescribed under section 133 of the Companies Act, 2013 read with relevant rules issued there under and other accounting principles generally accepted in India. Our responsibility is to issue a report on the Statement based on our review.

We conducted our review of the Statement in accordance with the Standard on Review Engagement (SRE) 2410, "Review of Interim Financial Information Performed by the Independent Auditor of the Entity" issued by the Institute of Chartered Accountants of India. This standard requires that we plan and perform the review to obtain moderate assurance as to whether the Statement is free of material misstatement. A review is limited primarily to inquiries of Holding Company personnel and analytical procedures applied to financial data and thus provide less assurance than an audit. We have not performed an audit and accordingly, we do not express an audit opinion.

The Statement includes the results of the following entities:

Sr. No.	Name of the Entities:
	Wholly Owned Subsidiaries
1	Career Point Infra Limited
2	Srajan Capital Limited
3	Career Point Edutech Limited
4	Career Point Institute of Skill Development Private Limited
5	Srajan Agritech Private Limited
6	Coupler Enterprises Private Limited



506, Ashok Bhawan 93, Nehru Place, New Delhi-110019
Tel: (011) 41032506 Telefax: (011) 41033506 E-mail: contact@stdelhi.com

Shreedhar T. Kunte Rajkumar Khullar
Pavan K. Aggarwal Raghunath P. Acharya
Associate Offices: Bangalore, Chennai, Goa, Mumbai, Pune & Hyderabad

SHARP & TANNAN

LETTER NO. _____

Chartered Accountants

SHEET NO. _____

Subsidiaries	
1	Gyan Eduventures Private Limited
2	Career Point Accessories Private Limited
Jointly Controlled Entity	
1	Study Board Educational Private Limited
Associates	
1	Imperial Infin Private Limited

In respect of subsidiaries, associate and Jointly Controlled Entity, we did not carry out the Limited Review. These financial statements have been Limited Reviewed by the other Auditors whose reports have been furnished to us, and the Limited Review, in so far as it relates to the amounts included in respect of the subsidiaries and associates is based solely on the reports of the other auditors.

Audited by other Auditors	Total Assets	Total Revenues(including other income)
Indian Subsidiaries (8)	25705.86	702.24
Jointly Controlled Entity(1)	17.48	0.57
	Net carrying cost of Investments	Current Period share of Profit / (Loss)
Associates (1)	73.07	(2.06)

Based on our Limited Review conducted as stated above, and based on the consideration of Separate Limited Review Reports on individual Limited Review of the Statement of Career Point Group, we report that the consolidated financial results referred to in this report give the information in accordance with the books of accounts, records and other statements produced before us and nothing has come to our notice that cause us to believe that the accompanying Statement, prepared in accordance with the aforesaid Accounting Standard and other accounting principles generally accepted in India, has not disclosed the information required to be disclosed in terms of Regulation 33 of the SEBI (Listing Obligations and Disclosure Requirements) Regulations, 2015, as modified by Circular No. CIR/CFD/FAC/62/2016 dated July 5, 2016, including the manner in which it is to be disclosed, or that it contains any material misstatement.

Place : Kota
Date : 11/11/2016



S. P. Tannan
SHARP & TANNAN
Chartered Accountants.
ICAI Registration No. 000452N
By the hand of

Pavan K. Aggarwal
Pavan K. Aggarwal
Partner
Membership No. 091466



SHARP & TANNAN
Chartered Accountants

**INDEPENDENT AUDITOR'S REVIEW REPORT ON REVIEW OF INTERIM
FINANCIAL RESULTS**

**TO THE BOARD OF DIRECTORS OF
CAREER POINT LIMITED**

We have reviewed the accompanying Statement of Standalone Unaudited Financial Results of **Career Point Limited** ("the Company") for the Quarter ended 30th September, 2016 ("the Statement"), being submitted by the Company pursuant to the requirement of Regulation 33 of the SEBI (Listing Obligation and Disclosure Requirements) Regulations, 2015, as modified by Circular No. CIR/CFD/FAC/62/2016 dated July 5, 2016. This Statement which is the responsibility of the Company's Management and approved by Board of Directors, has been prepared in accordance with the recognition and measurement principles laid down in Accounting Standard 25 "Interim Financial Reporting", prescribed under section 133 of the Companies Act, 2013 read with relevant rules issued there under and other accounting principles generally accepted in India. Our responsibility is to issue a report on the Statement based on our review.

We conducted our review of the Statement in accordance with the Standard on Review Engagement (SRE) 2410, "Review of Interim Financial Information Performed by the Independent Auditor of the Entity" issued by the Institute of Chartered Accountants of India. This standard requires that we plan and perform the review to obtain moderate assurance as to whether the Statement is free of material misstatement. A review is limited primarily to inquiries of company personnel and analytical procedures applied to financial data and thus provide less assurance than an audit. We have not performed an audit and accordingly, we do not express an audit opinion.

Based on our review conducted as stated above, nothing has come to our attention that causes us to believe that the accompanying Statement, prepared in accordance with applicable Accounting Standards and other accounting principles generally accepted in India, has not disclosed the information required to be disclosed in terms of Regulation 33 of the SEBI (Listing Obligations and Disclosure Requirements) Regulations, 2015, as modified by Circular No. CIR/CFD/FAC/62/2016 dated July 5, 2016, including the manner in which it is to be disclosed, or that it contains any material misstatement.

Place : Kota

Date 19th Nov. 2016



Shardul - 11/11/2016
SHARP & TANNAN
Chartered Accountants
ICAI Registration No. 000452N
By the hand of

Pavan K. Aggarwal
Pavan K. Aggarwal
Partner
Membership No. 091466

506, Ashok Bhawan 93, Nehru Place, New Delhi-110019
Tel. (011) 41032506 Telefax: (011) 41033506 E-mail: contact@stdelhi.com

Shreedhar T. Kunte Rajkumar Khullar
Pavan K. Aggarwal Raghunath P. Acharya
Associate Offices: Bangalore, Chennai, Goa, Mumbai, Pune & Hyderabad

Key business updates and result highlights (2Q/1H FY2016-17)


Business updates

- Increased contribution from new projects including school associations, e-Learning and skill development along with improved fee realization in existing tutorial and residential course programs are the key highlight of the period.
- Total enrollments have reached to 21,879 (1Q FY2017: 16,270) including 7,289 in formal education division (1Q FY2017: 6,645) and 14,590 in informal education division (1Q FY2017: 9,625).
- During 2Q FY2016-17, a new project of Rs 5.4 Crores was received by Company from the Office of District Education Officer, Dantewada, Govt. of Chhatisgarh to provide tutorial services for competitive exams.
- On July 11, 2016; the Company received first installment of Rs 4.2 Crores loan from NSDC (National Skill Development Corporation) in wholly owned subsidiary for Skill development.
- The new initiatives and businesses ventures have resulted a net profit growth of 42% on standalone and 65% on consol level in second quarter of FY 2016-17 over same period of previous year.

Financials

- Income from operations for the period (H1 FY2016-17) is rupees 34.5 Crores (Q2FY17: Rupees 18.5 Crores) increased by 3.4% (y-o-y) on higher fee realization and new school association projects.
- At consol basis, Income from operations for the period (H1FY17) is rupees 38.9 Crores (Q2FY17: Rupees 20.9 Crores) increased by 7.3% on increased contributions from NBFC and Ed-Tech businesses.
- For H1FY17, reported EBITDA of rupees 10.2 crores on consol basis with year on year growth of 30% resulted an EBITDA Margin of 26.3% (2QFY17: 26.7%).
- An improvement of 462 basis points was reported in EBITDA margin against H1 2015-16 on account of increased contributions from higher margin businesses.
- Net income was reported at rupees 6.3 crores at standalone level and rupees 7.3 crores on consol level against rupees 5.3 crores and rupees 5.4 crores in previous year (H1 FY2015-16), respectively.

For Career Point Limited


Tarun Kumar Jain
Company Secretary