

K.C.P. SUGAR AND INDUSTRIES CORPORATION LTD.

Regd. Office : "Ramakrishna Buildings", Post Box No. 727, No.239, (Old No.183), Anna Salai, Chennai - 600 006.
Ph : 044 2855 5171 to 5176, 6551 4966 Fax : 044 2854 6617 / 2855 5863 E-mail : kcpsugar@vsnl.com
CIN - L15421TN1995PLC033198

Ref : KSICL/STK-EX/Q2 BMTG/2016-17

04.11.2016

VICE PRESIDENT LISTING DEPARTMENT The National Stock Exchange of India Ltd. Exchange Plaza, 5th floor Plot No.C/1, G Block Bandra-Kurla Complex Bandra (E) – MUMBAI 400051.	Manager - Corporate Relationship Dept of Corp.Services Bombay Stock Exchange Ltd. Floor 25, P.J. Towers Dalal Street - Mumbai 400001
Scrip ID: KCPSUGIND –EQ	Scrip ID / Code: KCPSUGIND / 533192

Dear Sir,

Sub: Unaudited Financial Results and Limited Review Report for the Quarter and Half-year ended 30.09.2016 and the outcome of Board Meeting – reg:

Kindly refer to our letter dt. 19.10.2016 on the subject.

The Board of Directors ("Board") of the Company met today, the 4th November 2016 to consider and approve the Stand-alone Unaudited Financial results of the Company for the quarter and half-year ended 30.09.2016. The meeting of the Board commenced at 3.30 P.M. and concluded at 4.45 P.M.

Pursuant to Regulation 33 of SEBI (Listing Obligations and Disclosure Requirements) Regulations, 2015, a copy of the unaudited financial results in the prescribed format, reviewed by the Audit Committee and approved by the Board along with the limited review report of the Statutory Auditors is enclosed.

Extract of the unaudited financial results for the quarter and half-year ended 30.09.2016 in the prescribed format (Annexure I) will be published in the newspapers [*The Financial Express (English) and Malaisudar (Tamil)*] on 06.11.2016 as per Regulation 47(1)(b) SEBI (LODR) Regulations, 2015.

Kindly take the same on record and confirm.

Yours faithfully,

For **K.C.P.SUGAR AND INDUSTRIES CORPORATION LIMITED**

**S. CHIDAMBARAM
GENERAL MANAGER (FIN) & COMPANY SECRETARY**

Encl: a/a

◇ Leading Manufacturers of Premium Grade Sugars, Rectified Spirit, Anhydrous Alcohol, Extraneutral Alcohol, Co2, Calcium Lactate, Bio-Fertilizers, Bio-Compost and Mycorrhiza Inoculum.

Factories at	- Vuyyuru,	Krishna Dist., A.P. - 521 165.	Tel : 08676 232001	Fax : 08676 232640
	- Lakshmpuram,	Krishna Dist., A.P. - 521 131.	Tel : 08671 222046	Fax : 08671 222640



**INDEPENDENT AUDITOR'S REVIEW REPORT TO THE BOARD OF DIRECTORS OF
K.C.P SUGAR AND INDUSTRIES CORPORATION LIMITED**

1. We have reviewed the accompanying statement of Standalone unaudited financial results of **K.C.P. SUGAR AND INDUSTRIES CORPORATION LIMITED**, (' the Company') for the Quarter ended 30th September, 2016. (' the Statement'), being submitted by the Company pursuant to the requirement of Regulation 33 of the SEBI (Listing Obligations and Disclosure Requirements) Regulations, 2015. This Statement which is the responsibility of the Company's Management and approved by the Board of Directors. Our responsibility is to issue a report on the statement based on our review.
2. We conducted our review of the Statement in accordance with the Standard on Review Engagement ('SRE') 2410, 'Review of Interim Financial Information Performed by the Independent Auditor of the Entity' issued by the Institute of chartered Accounts of India. This standard requires that we plan and perform the review to obtain moderate assurance as to whether the statements are free of material misstatement. A review is limited to making inquiries, primarily of persons responsible for financial and accounting matters, and applying analytical and other review procedures. A review is substantially less in scope than an audit conducted in accordance with Standards on Auditing and consequently does not enable us to obtain assurance that we would become aware of all significant matters that might be identified in audit. Accordingly, We have not performed an audit and , we do not express an audit opinion.
3. In respect of the company's Sugar units, the incidental Co-generation units attached to the Sugar units and Research and Development unit, part of the expenses incurred towards staff costs and manufacturing expenses (included in other expenses) and depreciation have been recognized as such during the quarter ending 30th September, 2016 only to the extent they are relatable to the production of sugar manufactured and electric energy generated during the said quarter. In the opinion of the Company's Management, the remaining expenses are relatable to the sugar to be produced and electric energy to be generated in the coming season, which commences and predominantly extends thorough the last two quarters of the year. The expenses so deferred are as follows.



Rupees in Lakhs.


i) Other Expenditure	3307.17
ii) Depreciation	294.02

4. It has been explained to us by the Company's Management that, the Sugar Industry and the incidental co-generation activity being a seasonal in nature and since the sugar season does not match with the Company's financial year, recognition of expenses strictly in the period in which they have been incurred would result in substantial distortion of the financial results in different quarters of the financial year. It is therefore, the consistent practice followed by the company, to identify such expenses incurred during the off-season that are relatable to the coming season, and to defer them and recognize them only in the season period.
5. Based on our review conducted as explained in paragraph 2 above and after duly considering the practice of recognizing the expenses in the manner explained in paragraphs 3 and 4 above, we report that nothing has come to our attention that causes us to believe that, the accompanying statement, prepared in accordance with aforesaid Accounting Standards and other accounting principles generally accepted in India , has not disclosed the information required to be disclosed in terms of regulation 33 of the SEBI (Listing Obligations and Disclosure Requirements) Regulations,2015, including the manner in which it is to be disclosed, or that it contains any material misstatement.

Place : Chennai.
Date : 04.11.2016.

For B.PURUSHOTTAM & CO.
Chartered Accountants
Regd. No. 002808S


K.V.N.S. KISHORE
Partner
M.No. 206734





K.C.P.SUGAR AND INDUSTRIES CORPORATION LIMITED							
REGD OFFICE : "RAMAKRISHNA BUILDINGS", NO.239,ANNA SALAI, CHENNAI 600 006							
CIN: L15421TN1995PLC033198							
UNAUDITED (STANDALONE) FINANCIAL RESULTS FOR THE QUARTER / HALF YEAR ENDED 30.09.2016							
SL NO	PARTICULARS	Rs.in Lakhs except per share data					
		Quarter ended			Half Year ended		Year ended
		30.09.2016 (Unaudited)	30.06.2016 (Unaudited)	30.09.2015 (Unaudited)	30.09.2016 (Unaudited)	30.09.2015 (Unaudited)	31.03.2016 (Audited)
PART I							
1	Income from Operations: (a) Net Sales / Income from Operations	12383.20	11270.36	11070.26	23653.56	18280.88	51027.41
	(b) Other Operating Income	0.00	0.00	0.00	0.00	0.00	0.00
	Total Income from Oprations (Nett)	12383.20	11270.36	11070.26	23653.56	18280.88	51027.41
2	Expenditure						
	a. Cost of Materials consumed	881.33	3398.28	840.78	4279.61	2267.33	34372.26
	b. Purchase of stock-in-trade	0.00	0.00	0.00	0.00	0.00	0.00
	c. Changes in inventories of finished goods, work-in-progress and stock-in-trade	8632.50	4143.52	7862.99	12776.02	14566.50	-2779.47
	d. Employee benefits expense	113.66	276.25	169.78	389.91	340.58	3256.17
	e. Depreciation and amortisation expense	60.86	102.82	76.21	163.68	157.47	1025.50
	f. Other Expenses	422.30	1623.06	597.99	2045.36	1495.21	14492.77
	Total Expenses	10110.65	9543.93	9547.75	19654.58	18827.09	50367.23
3	Profit from Operations before Other Income, Finance Costs & Exceptional Items (1 - 2)	2272.55	1726.43	1522.51	3998.98	-546.21	660.18
4	Other Income	316.13	35.37	149.67	351.50	259.75	902.29
5	Profit / (Loss) from ordinary activities before Finance costs & Exceptional Items (3+4)	2588.68	1761.80	1672.18	4350.48	-286.46	1562.47
6	Finance Costs	171.50	200.21	131.94	371.71	358.66	684.45
7	Profit after Finance cost but before Exceptional Items (5 - 6)	2417.18	1561.59	1540.24	3978.77	-645.12	878.02
8	Exceptional Items	0.00	0.00	0.00	0.00	0.00	0.00
9	Profit / (Loss) from Ordinary Activities before Tax (7+8)	2417.18	1561.59	1540.24	3978.77	-645.12	878.02
10	Tax Expense	977.10	466.06	0.00	1443.16	0.00	2.21
	Tax relating to earlier years	0.00	0.00	-157.72	0.00	-157.72	0.00
11	Net Profit (+) / Loss (-) from Ordinary Activites after Tax (9-10)	1440.08	1095.53	1697.96	2535.61	-487.40	875.81
12	Extraordinary Item (net of tax expenses)	0.00	0.00	0.00	0.00	0.00	0.00
13	Net Profit (+) / Loss (-) for the period (11-12)	1440.08	1095.53	1697.96	2535.61	-487.40	875.81
14	Paid up Equity Share Capital (Face Value Re.1/-)	1133.85	1133.85	1133.85	1133.85	1133.85	1133.85
15	Reserves excl. revaluation reserves as per balance sheet of previous accounting year	***	***	***	***	***	20283.62
16	Earnings per Share (EPS) (a) Basic and diluted EPS before Extraordinary items for the period, for the year to-date and for the previous year (not to be annualized)	1.27	0.97	1.50	2.24	-0.43	0.77
	(b) Basic and diluted EPS after Extraordinary items for the period, for the year to-date and for the previous year (not to be annualized)	1.27	0.97	1.50	2.24	-0.43	0.77

Part II - Select Information for the Quarter ended 30.09.2016							
A.	Particulars of Shareholding -						
1	Public Shareholding - Number of Shares	67768784	67769584	67769584	67768784	67769584	67769584
	- Percentage of holding	59.77	59.77	59.77	59.77	59.77	59.77
2	Promoters and Promoter Group Shareholding						
	(a) Pledged / Encumbered						
	- Number of shares	NIL	NIL	NIL	NIL	NIL	NIL
	- Percentage of shares (as a percent of the total shareholding of Promoter & Promoter Group).	NIL	NIL	NIL	NIL	NIL	NIL
	- Percentage of shares (as a percent of the total share capital of the Company)	NIL	NIL	NIL	NIL	NIL	NIL
	(b) Non-Encumbered						
	- Number of shares	45616266	45615466	45615466	45616266	45615466	45615466
	- Percentage of shares (as a percent of the total shareholding of Promoter & Promoter Group).	100.00	100.00	100.00	100.00	100.00	100.00
	- Percentage of shares (as a percent of the total share capital of the Company)	40.23	40.23	40.23	40.23	40.23	40.23
B	INVESTOR COMPLAINTS	Three months ended 30.09.2016					
	Pending at the beginning of the Quarter	Nil					
	Received during the quarter	43					
	Disposed of during the quarter	43					
	Remaining unresolved at the end of the quarter	Nil					

STANDALONE QUARTERLY REPORTING OF SEGMENT WISE REVENUE, RESULTS AND CAPITAL EMPLOYED UNDER CLAUSE 41 OF THE LISTING AGREEMENT							
(Rs.in Lakhs)							
SL NO	PARTICULARS	QUARTER ENDED			HALF YEAR ENDED		YEAR ENDED
		30.09.2016	30.06.2016	30.09.2015	30.09.2016	30.09.2015	31.03.2016
		(Unaudited)	(Unaudited)	(Unaudited)	(Unaudited)	(Unaudited)	(Audited)
1	SEGMENT WISE REVENUE (Net Sales + Other Income)						
	a) Sugar	11356.55	9355.90	9185.55	20712.45	15124.78	38483.90
	b) Chemicals	1129.83	1237.27	1751.87	2367.10	2735.03	6523.50
	c) Power & Fuel	0.22	592.71	0.21	592.93	294.83	5709.52
	d) Others	188.04	106.30	197.06	294.34	288.10	568.62
	e) Unallocated	24.69	13.55	85.24	38.24	97.89	644.16
	TOTAL	12699.33	11305.73	11219.93	24005.06	18540.63	51929.70
	Less: Inter Segment Revenue	643.61	1943.31	904.98	2586.92	1800.67	11984.98
	Sales / Income from Operations	12055.72	9362.42	10314.95	21418.14	16739.96	39944.72
2	SEGMENT RESULT - PROFIT / LOSS BEFORE TAX AND INTEREST FROM EACH SEGMENT						
	a) Sugar	2407.05	1409.64	1253.60	3816.69	-819.54	(1197.61)
	b) Chemicals	237.57	317.10	477.87	554.67	609.82	1459.84
	c) Power & Fuel	-1.55	84.79	-1.66	83.24	91.93	1009.93
	d) Others	99.83	65.63	116.93	165.46	156.51	290.31
	e) Unallocated	0.00	0.00	0.00	0.00	0.00	0.00
	TOTAL	2742.90	1877.16	1846.74	4620.06	38.72	1562.47
	Less: (1) Finance Cost	171.50	200.21	131.94	371.71	358.66	684.45
	(2) Other un-allocable expenditure net off unallocable Income	154.22	115.36	174.56	269.58	325.18	0.00
		325.72	315.57	306.50	641.29	683.84	684.45
	Total Profit Before Tax	2417.18	1561.59	1540.24	3978.77	-645.12	878.02
3	CAPITAL EMPLOYED (Segment Assets - Segment Liabilities)						
	a) Sugar	15753.08	17941.91	12798.80	15753.08	12798.8	16129.90
	b) Chemicals	2318.07	2589.40	2653.66	2318.07	2653.66	2266.65
	c) Power & Fuel	2353.27	2079.69	2435.98	2353.27	2435.98	2231.16
	d) Others	342.59	366.41	375.69	342.59	375.69	335.87
	e) Unallocated	3720.71	70.23	2665.94	3720.71	2665.94	988.53
	Total Capital Employed in Segments	24487.72	23047.64	20930.07	24487.72	20930.07	21952.11

K.C.P. Sugar and Industries Corporation Ltd.
 "Ramakrishna Building"
 New No. 239 (Old No.183),
 Anna Salai, Chennai - 600 006

NOTES :	
a.	Sugar industry being a seasonal industry and of a predominantly cyclical nature, the above results can neither be construed as an indicator of the overall annual operations and profitability of the company nor for inter-period comparison between the quarters within a financial year as a result of regrouping of expenses.
b	Cost of materials consumed for the current quarter includes inter-segment expenditure of Rs.518.97 Lakhs (Corres Qtr in prev.yr: Rs.746.17 Lakhs) and other expenditure for the current quarter includes inter-segment expenditure of Rs.124.64 Lakhs (Corres Qtr in prev.yr: Rs. 158.81 Lakhs).
c	Previous Quarters / Year's figures have been regrouped/rearranged wherever necessary to conform to the classification for the current quarter / year.
d	The above Unaudited Financial (Provisional) results were reviewed by the Audit Committee on 04.11.2016 and approved at the Meeting of Board of Directors held on the same day.
e	The Statutory Auditors of the Company have carried out "Limited Review" of the above Unaudited financial results and their Report has been placed before the Board at the said Meeting as required under Clause 41 of the Listing Agreement.
// BY ORDER OF THE BOARD //	
For K.C.P. Sugar and Industries Corporation Ltd. 	
Mrs. Irmgard Velagapudi M. Rao Managing Director	
Place :	Chennai
Date :	04.11.2016

STATEMENT OF ASSETS AND LIABILITIES (STANDALONE)					
Rs. / LAKHS					
PARTICULARS	Half Year Ended	Prev. Year Ended			
	30.09.2016	31.03.2016			
EQUITY AND LIABILITIES					
Shareholders Funds -					
a. Share Capital	1,133.85	1,133.85			
b. Reserves & Surplus	23,353.87	20,818.26			
Sub-Total - Shareholders' Funds	24,487.72	21,952.11			
Non-Current Liabilities					
a. Long Term Borrowings	5,557.66	4,246.83			
b. Deferred Tax Liabilities (Net)	1,301.47	739.32			
c. Other Long Term Liabilities	124.20	190.88			
d. Long Term Provisions	336.87	413.78			
Sub-Total - Non-Current Liabilities	7,320.20	5,590.81			
Current Liabilities					
a. Short Term Borrowings	1,527.36	5,496.59			
b. Trade Payables	6,102.25	11,292.35			
c. Other Current Liabilities	3,419.22	4,128.72			
d. Short Term Provisions	161.16	444.61			
Sub-Total - Current Liabilities	11,209.99	21,362.27			
TOTAL - EQUITY AND LIABILITIES	43,017.91	48,905.19			
ASSETS					
Non-Current Assets					
a. Fixed Assets					
i. Tangible Assets	9,216.90	9,664.83			
ii. Intangible Assets	179.58	153.94			
iii. Capital Work-in-Progress	923.80	60.78			
iv. Intangible Assets under development	0.00	0.00			
b. Non-Current Investments	4,462.62	4,377.44			
c. Long Term Loans & Advances	247.80	86.15			
d. Other Non-Current Assets	0.00	0.00			
Sub-Total - Non-Current Assets	15,030.70	14,343.14			
Current Assets					
a. Current Investments	3,600.00	0.00			
b. Inventories	13,899.80	26,747.28			
c. Trade Receivables	2,361.24	4,420.59			
d. Cash and Cash Equivalents	1,097.53	1,442.73			
e. Short Term Loans & Advances	7,028.64	1,951.45			
Sub-Total - Current Assets	27,987.21	34,562.05			
TOTAL - ASSETS	43,017.91	48,905.19			
// BY ORDER OF THE BOARD //					
Chennai					
04.11.2016					
For K.C.P. Sugar and Industries Corporation Ltd.					
 Mrs. Irmgard Velagapudi M. Rao Managing Director					