



T T LIMITED

(CIN NO.-L18101DL1978PLC009241)
879, MASTER PRITHVI NATH MARG
OPP: AJMALKHANPARK, KAROL BAGH,
NEW DELHI - 110 005, INDIA
TEL: 0091 11 45060708
EMAIL: export@tttextiles.com
WEBSITE: <http://www.tttextiles.com>



10th November 2016

Bombay Stock Exchange Limited
Floor 35, P.J. Towers
Dalal Street
Mumbai-400001
Fax-022-22722061/41/39/37

Reg: Scrip Code: 514142
Board Meeting Decisions

Dear Sir

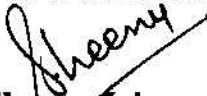
In pursuant to Regulation 33 of SEBI (Listing Obligations and Disclosure Requirements) Regulations, 2015 we are enclosing herewith the following:-

- 1- Unaudited Financial Results for the Quarter ended 30th September, 2016 approved by the Board of Directors at their meeting held today.
- 2- Limited Review Report on Unaudited Financial Results for the Quarter ended 30th September, 2016 issued by M/s Doogar & Associates, Statutory Auditor of the Company.

Please acknowledge the receipt and do the needful.

Thanking You

Cordially Yours
For T T Limited


Sheenu Jain
Company Secretary
M. No. ACS 38675





T T LIMITED

(CIN NO.-L18101DL1978PLC009241)

Regd. Office: 879, Master Prithvi Nath Marg, Karol Bagh, New Delhi - 110005
Website: www.ttlimited.co.in; Email: newdelhi@ttlimited.co.in; TEL: +91-11-45060708



UNAUDITED FINANCIAL RESULTS FOR THE SECOND QUARTER AND HALF YEAR ENDED 30TH SEPTEMBER, 2016

(Rs. in Lacs)

S. NO	PARTICULARS	QUARTER ENDED			SIX MONTHS ENDED		YEAR ENDED
		30.09.16 UNAUDITED	30.06.16 UNAUDITED	30.09.15 UNAUDITED	30.09.16 UNAUDITED	30.09.15 UNAUDITED	31-03-2016 AUDITED
1	Income from Operations						
	(a) Net Sales/Income from Operations (Net of excise duty)	13855.68	15489.35	19574.68	29345.03	37926.32	68002.82
	(b) Other Operating Income	266.56	285.52	422.33	552.08	804.31	1951.59
	Total income from Operations (net)	14122.24	15774.87	19997.01	29897.11	38730.63	69954.41
2	Expenses						
	(a) Cost of Materials consumed / Purchase of stock-in-trade	10488.19	12633.55	15025.94	23121.74	29012.72	51637.79
	(b) Changes in inventories of finished goods, work-in-progress and stock-in-trade	489.37	(1134.72)	182.19	(645.35)	(52.82)	(203.81)
	(c) Employer benefits expense	691.42	682.73	721.82	1374.15	1371.19	2870.52
	(d) Depreciation and amortisation expense	387.01	381.65	382.64	768.66	789.96	1457.04
	(e) Other expenses	2150.97	2503.27	2821.81	4654.24	5550.43	10988.71
	Total Expenses	14206.96	15066.48	19134.40	29273.44	36671.48	66750.25
3	Profit / (Loss) from operations before other income, finance costs and exceptional items (1-2)	(84.72)	708.39	862.61	623.67	2059.15	3204.16
4	Other Income	383.25	106.52	66.55	489.77	84.71	408.87
5	Profit / (Loss) from ordinary activities before finance costs and exceptional items (3 + 4)	298.53	814.91	929.16	1113.44	2143.86	3613.03
6	Finance Costs	814.60	694.36	1026.30	1508.96	1994.12	3282.67
7	Profit / (Loss) from ordinary activities after finance costs but before exceptional items (5 + 6)	(516.07)	120.55	(97.14)	(395.52)	149.74	330.36
8	Exceptional Items	0.00	0.00	0.00	0.00	0.00	0.00
9	Profit / (Loss) from ordinary activities before tax (7 + 8)	(516.07)	120.55	(97.14)	(395.52)	149.74	330.36
10	Tax expense						
	Income Tax (Net Of MAT credit)	(8.20)	9.26	-	1.06	-	95.04
	Deferred Tax Liability/(Assets)	(244.41)	27.12	(51.56)	(217.29)	38.84	19.92
11	Net Profit / (Loss) from ordinary activities after tax (9 + 10)	(263.46)	84.17	(45.58)	(179.29)	110.90	215.40
12	Extraordinary items	0.00	0.00	0.00	0.00	0.00	0.00
13	Net Profit / (Loss) for the period (11 + 12)	(263.46)	84.17	(45.58)	(179.29)	110.90	215.40
14	Paid-up equity share capital (Face Value per share in Rs.10/-)	2149.80	2149.80	2149.80	2149.80	2149.80	2149.80
15	Reserve excluding Revaluation Reserves as per balance sheet of previous accounting year	0.00	0.00	0.00	0.00	0.00	3893.72
16	Earnings Per Equity Share (of Rs. 10/- each) Basic & Diluted (In Rs.)	(1.22)	0.39	(0.21)	(0.83)	0.52	1.00

Note:

- The aforesaid Results were reviewed by Audit Committee and approved by the Board of Directors at their respective meetings held on 10th November, 2016.
- The Company operates under single segment "Textiles" as defined in the Accounting Standard - 17 on "Segment Reporting" issued by ICAI
- Figures of the previous period has been regrouped wherever necessary

PLACE: NEW DELHI
DATE: 10th NOVEMBER 2016

FOR T T LIMITED

RIKHAB C. JAIN
CHAIRMAN

STATEMENTS OF ASSETS AND LIABILITIES

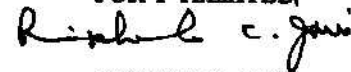
(AMOUNT RS. IN LACS)

PARTICULARS		AS ON 31.09.2016 UNAUDITED	AS ON 31.03.2016 UNAUDITE
A	EQUITY AND LIABILITIES		
1	Shareholder's Funds:		
	(a) Share Capital	2149.80	2149.80
	(b) Reserve & Surplus	8098.85	8308.92
	Sub Total Share Holder Funds	10248.65	10458.72
2	Non- Current Liabilities		
	(a) Long-Term borrowings	15624.74	15096.07
	(b) Deferred Tax Liabilities(Net)	0.00	112.05
	(c) Other Long Term Liabilities	0.00	0.00
	(d) Long Term Provisions	0.00	0.00
	Sub Total Non- Current Liabilities	15624.74	15208.12
3	Current Liabilities		
	(a) Short -terms borrowings	13399.63	13079.68
	(b) Trade Payables	775.13	1655.57
	(c) Other Current Liabilities	3424.92	3483.22
	(d) Short - Term Provisions	68.37	266.76
	Sub Total Current Liabilities	17668.05	18485.23
	TOTAL- EQUITY AND LIABILITIES	43541.44	44152.07
B	ASSETS		
1	Non- Current Assets		
	(a) Fixed Assets	26488.92	27207.25
	(b) Long Term Loans and Advances	1530.29	1497.59
	(c) Deferred Tax Assets (Net)	105.24	0.00
	(d) Other Non- Current Assets	124.19	110.33
	Sub- Total Non-Current Assets	28248.64	28815.17
2	Current Assets		
	(a) Current Investments	0.03	0.03
	(b) Inventories	6815.36	6292.37
	(c) Trade Receivables	5059.49	5452.46
	(d) Cash and Cash Equivalents	141.44	143.56
	(e) Short Term Loans and Advances	877.43	911.72
	(f) Other Current Assets	2399.06	2536.76
	Sub Total Current Assets	15292.81	15336.90
	Total Assets	43541.45	44152.07

PLACE: NEW DELHI

DATE: 10th November, 2016

FOR T LIMITED


RIKHAB C. JAIN
CHAIRMAN

DOOGAR & ASSOCIATES

CHARTERED ACCOUNTANTS

LIMITED REVIEW REPORT

Review Report to:

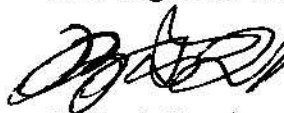
The Board of Directors
T.T. Limited

We have reviewed the accompanying statement of unaudited financial results of T.T. Limited for the period ended the 30th September, 2016. This statement is the responsibility of the Company's management and has been approved by the Board of Directors. Our responsibility is to issue a report on these financial statements based on our review.

We conducted our review in accordance with Standard on Review Engagements (SRE) 2410, "Review of Interim Financial Information Performed by the Independent Auditor of the Entity" issued by the Institute of Chartered Accountants of India. This standard requires that we plan and perform the review to obtain moderate assurance as to whether the financial statements are free of Material misstatement. A review is limited primarily to inquiries of company personnel and analytical procedures applied to financial data and thus provided less assurance than an audit. We have not performed an audit and accordingly, we do not express an audit opinion.

Based on our review conducted as above, nothing has come to our attention that causes us to believe that the accompanying statement of unaudited financial results prepared in accordance with applicable accounting standards and other recognised accounting practices and policies has not disclosed the information required to be disclosed in terms of Regulation 33 of the SEBI (Listing Obligations and Disclosure Requirements) Regulations, 2015 including the manner in which it is to be disclosed, or that it contains any material misstatement.

For Doogar & Associates
Chartered Accountants
Firm Regn. No. 000561N


Mukesh Goyal
Partner
M. No. 081810



Place : New Delhi
Dated : 10th November, 2016