



Ref.: TCL/16-17/54

5th November, 2016

The Secretary,
BSE Limited
Phiroze Jeejeebhoy Towers,
Dalal Street,
Mumbai - 400 001.

Dear Sir/Ma'am,

Ref: Scrip Code- 509945

Sub: Submission of Un-Audited Standalone & Consolidated Financial Results along with Limited Review Reports, for the quarter and half year ended on 30th September, 2016, under Regulation 30 & 33 of Securities And Exchange Board of India (Listing Obligations And Disclosure Requirements) Regulations, 2015 ('SEBI (LODR) Regulations, 2015')

Please be informed that at the Board Meeting held today, our Board of Directors have taken on record the Statements of Un-Audited Standalone and Consolidated Financial Results of the Company for the quarter/half year ended 30th September, 2016.

Please find enclosed a copy of the said Results along with Limited Review Reports.

The Board Meeting commenced at 3.15.P.M and concluded at 3.45.P.M.

Please take the same on record.

Thanking you,

Yours faithfully,
For THACKER AND COMPANY LIMITED

Priya Nair
Company Secretary

Encl: As above.



THACKER AND COMPANY LIMITED

CIN: L21008MH1978PLC000033
 Regd. Office : Bhogilal Hargovindas Building, Mezzanine Floor, 18/20, K. Dabhash Marg, Mumbai 400 001
 Tel. No. : 91-22-30213333 Fax : 91-22-43553445 E-Mail: thacker@thacker.co.in Website: www.thacker.co.in

Fujisan



Wish
BY THE WAY

PART-I : Statement of Standalone and Consolidated Unaudited Financial Results for the Quarter and Half year ended 30th September, 2016

Particulars	Standalone										Consolidated					
	Quarter Ended		Six month Ended		P. Y. Ended		Quarter Ended		Six Month Ended		P. Y. Ended					
	30.09.2016 (Unaudited)	30.06.2016 (Unaudited)	30.09.2015 (Unaudited)	30.09.2016 (Unaudited)	30.09.2015 (Unaudited)	31.03.2016 (Audited)	30.09.2016 (Unaudited)	30.06.2016 (Unaudited)	30.09.2015 (Unaudited)	30.09.2016 (Unaudited)	30.09.2015 (Unaudited)	30.09.2015 (Unaudited)	30.09.2016 (Unaudited)	31.03.2016 (Audited)		
1 Income from Operations a) Net Sales/Income from Operations	61.99	28.32	186.81	110.32	253.55	482.05	141.70	108.86	258.66	250.07	428.23	428.23	787.53	787.53		
2 Expenses																
a) Purchases of stock-in-trade	0.11		181.19	0.11	278.42	235.34	45.15	47.78	202.23	92.94	288.24	288.24	362.08	362.08		
b) Changes in inventories	0.43	0.29	(55.34)	0.72	(51.62)	66.31	(15.26)	(3.35)	(49.05)	(18.61)	(34.04)	(34.04)	124.17	124.17		
c) Employee Benefit Expense	13.78	12.83	9.24	20.61	15.21	36.19	15.28	14.20	19.26	29.48	17.21	17.21	43.03	43.03		
d) Net foreign exchange (gain)/loss			0.05		0.05	0.05	0.28		0.05	0.28	0.05	0.05	0.05	0.05		
e) Depreciation and amortisation expense	3.98	3.91	10.39	7.89	11.10	23.23	4.89	4.67	10.78	9.65	11.70	11.70	28.00	28.00		
f) Other expenditure	22.29	20.63	23.47	42.35	41.09	75.95	41.25	43.41	44.13	84.67	87.40	87.40	188.71	188.71		
3 Total Expenses	40.58	37.10	189.09	77.68	232.25	461.07	91.67	106.72	218.40	198.39	370.55	370.55	746.39	746.39		
4 Profit/(Loss) from operations before finance costs (1-2)	41.41	(8.78)	17.81	32.63	21.30	20.98	49.54	2.15	38.26	51.68	57.68	57.68	41.14	41.14		
5 Finance costs	(16.54)	(27.62)	(14.93)	(44.16)	(28.52)	(49.54)	(18.08)	(28.55)	(15.84)	(46.64)	(29.93)	(29.93)	(52.56)	(52.56)		
6 Profit/(Loss) from ordinary activities after finance costs before tax	24.87	(36.39)	2.88	(11.53)	(7.22)	(28.56)	31.45	(26.41)	22.72	5.04	27.75	27.75	(11.43)	(11.43)		
7 Tax Expenses including Deferred Tax	(0.54)	(0.43)	(1.30)	(0.75)	(1.35)	(3.15)	0.61	7.59	4.75	3.20	9.46	9.46	(3.06)	(3.06)		
8 Net Profit/(Loss) for the period (5-6)	25.21	(36.89)	4.18	(10.78)	(5.87)	(25.40)	30.84	(29.00)	17.97	1.84	18.29	18.29	(14.48)	(14.48)		
9 Reserves excluding Revaluation reserves at per balance sheet of previous accounting year	7.89	7.88	7.88	7.68	7.68	7.68	7.65	7.68	7.88	7.88	7.88	7.88	7.88	7.88		
10 Earning per Share (Basic & Diluted)	5.20	(4.57)	0.53	(1.37)	(0.75)	(3.22)	3.92	(3.69)	2.28	0.23	2.32	2.32	(1.84)	(1.84)		

PART - II - SELECT INFORMATION FOR THE QUARTER AND HALF YEAR ENDED 30TH SEPT, 2016

A	PARTICULARS OF SHAREHOLDING	Quarter Ended		Six month Ended		P.Y. Ended		Quarter Ended		Six month Ended		P.Y. Ended	
		30.09.2016		30.09.2016		31.03.2016		30.09.2016		30.09.2016		31.03.2016	
		(Unaudited)	(Unaudited)	(Unaudited)	(Unaudited)	(Audited)	(Unaudited)	(Unaudited)	(Unaudited)	(Unaudited)	(Unaudited)	(Unaudited)	(Audited)
1	Public Shareholding - Number of Shares - Percentage of Shareholding Promoters and promoter group shareholding	196920 25.00	196920 25.00	196920 25.00	196920 25.00	196920 25.00	196920 25.00	196920 25.00	196920 25.00	196920 25.00	196920 25.00	196920 25.00	196920 25.00
2	a) Placed-Encumbered - Number of Shares - % of shares (as a % of the total shareholding of promoter and promoter group) b) Non- Encumbered - % of Shares (as a % of the total share capital of the company) - % of shares (as a % of the total shareholding of promoter and promoter group) - % of Shares (as a % of the total share capital of the company)	590730 NIL NIL	590730 NIL NIL	590730 NIL NIL	590730 NIL NIL	590730 NIL NIL	590730 NIL NIL	590730 NIL NIL	590730 NIL NIL	590730 NIL NIL	590730 NIL NIL	590730 NIL NIL	590730 NIL NIL
B	INVESTOR COMPLAINTS Pending at the beginning of the quarter Received during the quarter Disposed of during the quarter Remaining unresolved at the end of the quarter	590730 100 75.00	590730 100 75.00	590730 100 75.00	590730 100 75.00	590730 100 75.00	590730 100 75.00	590730 100 75.00	590730 100 75.00	590730 100 75.00	590730 100 75.00	590730 100 75.00	590730 100 75.00

Quarter ended 30th Sept, 2016

NIL

NIL

NIL

NIL

Notes:

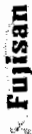
- The above results have been reviewed by auditors recommended by the Audit Committee and taken on record by the Board of Directors of the company at the meeting held on 30th Nov 2016.
- Previous Period's figures have been re-grouped / re-arranged wherever necessary.
- Above results includes the result of 100% subsidiary i.e Fujisan Technologies Limited which has been consolidated on quarterly basis.



THACKER AND COMPANY LIMITED

CIN: L21084MH1978PLC000033

Regd. Office : Bhaghat Harpokhanda Building, Mezzanine Floor, 18/20, K. Dabhash Marg, Mumbai 400 001
Tel. No. : 91-22-30213333, Fax : 91-22-4353345 E-Mail: thacker@thacker.co.in Website: www.thacker.co.in



Particulars	Consolidated										
	Standalone					Consolidated					
	30.09.2016 (Unaudited)	30.09.2015 (Unaudited)	30.09.2016 (Unaudited)	30.09.2015 (Unaudited)	31.03.2016 (Audited)	30.09.2016 (Unaudited)	30.09.2015 (Unaudited)	30.09.2016 (Unaudited)	30.09.2015 (Unaudited)	31.03.2016 (Audited)	
1 Segment Revenue											
Investment & Finance	45.65	29.46	25.18	31.97	43.50	29.46	33.92	75.11	40.31	42.97	
Business Centre	22.33	22.33	31.19	53.52	95.56	22.33	22.33	44.65	44.65	95.57	
Trading Business-Shares	-	(34.38)	126.79	164.25	325.18	(34.38)	88.95	136.76	164.40	325.18	
-Scanners & related Products	-	-	-	-	-	80.54	107.97	175.22	175.22	306.00	
Cakesmiths Division	14.02	10.91	3.65	3.81	17.81	14.02	3.50	24.83	3.65	17.81	
Net Sales/Revenue from Operation	81.99	28.33	186.81	253.65	482.05	108.66	266.46	259.67	428.23	787.63	
2 Segment Results											
Profit before Interest & Tax	40.40	24.98	21.05	23.08	28.35	24.98	29.80	65.39	31.40	28.35	
Investment & Finance	14.86	11.53	24.55	38.00	60.89	14.86	15.68	28.39	29.13	60.89	
Business Centre	(1.94)	(35.62)	1.42	(2.72)	(1.61)	(35.62)	12.39	(37.56)	(1.30)	(1.61)	
Trading Business-Shares	(9.19)	(8.61)	(27.58)	(33.90)	(60.60)	8.13	9.82	19.05	35.50	17.13	
-Scanners & related Products	(2.73)	(1.05)	(1.65)	(3.78)	(3.79)	(9.19)	(27.58)	(17.80)	(33.96)	(60.60)	
Cakesmiths Division	(16.54)	(27.62)	(14.83)	(21.29)	(49.54)	(2.73)	(1.65)	(3.78)	(3.08)	(3.79)	
Address: Other Unallocated	41.41	(8.78)	17.80	21.29	20.98	49.54	2.15	51.68	57.68	38.11	
Total Segment Result	(16.54)	(27.62)	(14.83)	(28.62)	(49.54)	(18.08)	(15.54)	(45.64)	29.93	(40.54)	
Less: Finance Cost:	24.87	(36.39)	2.88	(7.22)	(28.66)	31.46	22.72	5.94	27.75	(11.43)	
Total Profit (Loss) Before Tax											
3 Capital Employed:											
(Segment Assets-Segment Liabilities)											
Investment & Finance	675.18	681.78	751.24	751.24	665.49	675.18	599.64	675.18	569.64	665.49	
Business Centre	16.31	20.95	84.08	84.08	27.03	16.31	37.42	16.31	37.42	17.03	
Trading Business-Shares	19.64	(21.28)	109.44	109.44	15.82	19.64	167.68	19.64	167.68	15.82	
-Scanners & related Products	-	-	-	-	-	143.21	159.30	143.21	159.30	143.21	
Cakesmiths Division	78.97	87.90	(45.36)	(45.36)	82.48	78.97	84.17	78.97	84.17	82.48	
Unallocated	78.98	74.55	78.98	74.55	69.03	78.98	74.55	78.98	74.55	69.03	
Total Capital Employed	869.08	843.87	899.39	899.39	879.85	1017.28	1048.22	1017.28	1048.22	1016.44	

Particulars	Statement of Assets & Liabilities				(Rs. in Lacs)	
	Standalone		Consolidated			
	30.09.2016 (Unaudited)	31.03.2016 (Audited)	30.09.2016 (Unaudited)	31.03.2016 (Audited)	30.09.2016 (Unaudited)	31.03.2016 (Audited)
EQUITY & LIABILITIES						
Shareholders' Funds						
(a) Share Capital	7.89	7.89	7.89	7.89	7.89	7.89
(b) Reserves & Surplus	861.20	871.97	1,009.40	1,007.56	1,007.56	1,007.56
Non Current Liabilities						
(a) Long term Borrowings	101.26	101.29	101.26	101.29	101.29	101.29
(b) Deferred Tax Liabilities (Net)	-	-	-	-	-	-
(c) Other Long Term Liabilities	-	-	-	-	-	-
(d) Long Term Provisions	38.73	2.98	38.73	2.98	2.98	2.98
Current Liabilities						
(a) Short term borrowings	509.44	650.56	551.88	689.71	689.71	689.71
(b) Trade Payables	14.09	14.09	14.09	23.13	23.13	23.13
(c) Other Current liabilities	60.89	64.10	75.59	78.82	78.82	78.82
(d) Short - Term provisions	2.07	31.56	4.35	36.40	36.40	36.40
TOTAL	1,581.47	1,730.31	1,803.13	1,846.74		
ASSETS						
Non-Current Assets						
(a) Fixed Assets						
(i) Tangible Asset	318.53	325.37	328.15	336.34	336.34	336.34
(ii) Intangible Asset	4.96	5.69	4.96	5.69	5.69	5.69
(iii) Capital Work in Progress	-	-	-	-	-	-
(iv) Intangible Assets under development	-	-	-	-	-	-
(b) Non Current Investments	711.99	811.99	769.87	858.67	858.67	858.67
(c) Long term loans and advances	91.93	86.36	92.48	86.58	86.58	86.58
(d) Deferred Tax Assets (Net)	2.70	1.36	5.77	4.87	4.87	4.87
Current Assets						
(a) Inventories	23.81	24.53	79.16	60.55	60.55	60.55
(b) Trade Receivables	1.18	0.14	32.60	44.64	44.64	44.64
(c) Cash and Cash equivalents	68.24	8.23	133.83	67.83	67.83	67.83
(d) Short term loans and advances	355.84	403.10	358.10	408.83	408.83	408.83
(e) Other current assets	2.93	63.54	9.14	72.24	72.24	72.24
TOTAL	1,581.47	1,730.31	1,803.13	1,846.74		

Place : Mumbai
Date : 05th November, 2016

FOR Thacker & Company Limited

Arun Kumar Jha
Director



Review Report on Consolidated Quarterly Financial Results and Consolidated Year to Date Results of the Company Pursuant to the Regulation 33 of the SEBI (Listing Obligations and Disclosure Requirements) Regulations, 2015

To

The Board of Directors of THACKER & COMPANY LTD

Introduction

We have reviewed the accompanying statement of unaudited consolidated financial results of M/s THACKER & COMPANY LIMITED for the quarter ended September 30, 2016 and the year to date results for the period 01 April 2016 to 30 September 2016. The Management is responsible for the preparation and presentation of this interim financial information in accordance with Accounting Standard (AS) 25, "Interim Financial Reporting", specified under Section 133 of the Companies Act, 2013 and other accounting principles generally accepted in India. Our responsibility is to express a conclusion on this interim financial information based on our review.

Scope of Review


We conducted our review in accordance with the Standard on Review Engagements (SRE) 2410, "Review of Interim Financial Information Performed by the Independent Auditor of the Entity", issued by the Institute of Chartered Accountants of India. This Standard requires that we plan and perform the review to obtain moderate assurance as to whether the Interim Financial Information is free of material misstatement. A review is limited primarily to inquiries of Company personnel and analytical procedures applied to financial data and thus provides less assurance than an audit. We have not performed an audit and accordingly, we do not express an audit opinion.

Conclusion

Based on our review conducted as above, nothing has come to our attention that causes us to believe **except as given below** that the accompanying statement of unaudited consolidated financial results prepared in accordance with applicable accounting standards and other recognized accounting practices and policies has not disclosed the information required to be disclosed in terms of Regulation 33 of the SEBI (Listing Obligations and Disclosure Requirements) Regulations, 2015 including the manner in which it is to be disclosed, or that it contains any material misstatement:

1. Stock as valued and certified by the management and relied by us.
2. Disclosures regarding "Public Shareholding" and "Promoter and Promoter Group Shareholding" which have been traced from disclosures made by the management and relied by us.
3. The details of Investors grievances are explained by the management and relied by us.

For Mittal & Associates
Chartered Accountants
FRN: 106456W


Mahendra Mehta
Partner
M.No. 042990



Place: Mumbai
Date: November 05, 2016



Review Report on Standalone Quarterly Financial Results and Standalone Year to Date Results of the Company Pursuant to the Regulation 33 of the SEBI (Listing Obligations and Disclosure Requirements) Regulations, 2015

To

The Board of Directors of THACKER & COMPANY LTD

Introduction

We have reviewed the accompanying statement of unaudited standalone financial results of M/s THACKER & COMPANY LIMITED for the quarter ended September 30, 2016 and the year to date results for the period 01 April 2016 to 30 September 2016. The Management is responsible for the preparation and presentation of this interim financial information in accordance with Accounting Standard (AS) 25, "Interim Financial Reporting", specified under Section 133 of the Companies Act, 2013 and other accounting principles generally accepted in India. Our responsibility is to express a conclusion on this interim financial information based on our review.

Scope of Review


We conducted our review in accordance with the Standard on Review Engagements (SRE) 2410, "Review of Interim Financial Information Performed by the Independent Auditor of the Entity", issued by the Institute of Chartered Accountants of India. This Standard requires that we plan and perform the review to obtain moderate assurance as to whether the Interim Financial Information is free of material misstatement. A review is limited primarily to inquiries of Company personnel and analytical procedures applied to financial data and thus provides less assurance than an audit. We have not performed an audit and accordingly, we do not express an audit opinion.

Conclusion

Based on our review conducted as above, nothing has come to our attention that causes us to believe **except as given below** that the accompanying statement of unaudited standalone financial results prepared in accordance with applicable accounting standards and other recognized accounting practices and policies has not disclosed the information required to be disclosed in terms of Regulation 33 of the SEBI (Listing Obligations and Disclosure Requirements) Regulations, 2015 including the manner in which it is to be disclosed, or that it contains any material misstatement:

1. Stock as valued and certified by the management and relied by us.
2. Disclosures regarding "Public Shareholding" and "Promoter and Promoter Group Shareholding" which have been traced from disclosures made by the management and relied by us.
3. The details of Investors grievances are explained by the management and relied by us.

For Mittal & Associates
Chartered Accountants
FRN: 106456W


Mahendra Mehta
Partner
M.No. 042990



Place: Mumbai
Date: November 05, 2016