

Date: December 26, 2016

To,

BSE Limited Corporate Relationship Department, 1 st Floor, P J Towers, Dalal Street, Fort, Mumbai - 400 001 corp.relations@bseindia.com Scrip Code: 533148	National Stock Exchange of India Limited Exchange Plaza, 5th Floor, Plot No. C/1, G Block Bandra-Kurla Complex, Bandra (E), Mumbai-400051 takeover@nse.co.in Symbol: JSWENERGY	The Company Secretary JSW Energy Limited JSW Centre, Bandra Kurla Complex, Bandra (East), Mumbai - 400 051
---	--	---

Sub: Disclosure under Regulation 29(2) of the Securities and Exchange Board of India (Substantial Acquisition of Shares and Takeovers) Regulations, 2011 in respect of the inter-se transfer of shares of JSW Energy Limited


Dear Sir / Madam,

We are submitting the requisite information under Regulation 29(2) of the Securities and Exchange Board of India (Substantial Acquisition of Shares and Takeovers) Regulations, 2011 in respect of the inter-se transfer of shares of JSW Energy Limited by the entities whose signatures are appended herein below.

This is for your information and records.


Yours faithfully,

For JSW Investments Private Limited
(Acquirer)




Name: Sundeep Jain

Designation: Director, Manager & CFO



Sangita Jindal (Seller)



Sajjan Jindal (Seller)

FORMAT FOR DISCLOSURE UNDER REGULATION 29(2) OF SEBI (SUBSTANTIAL ACQUISITION OF SHARES AND TAKEOVERS) REGULATION, 2011

Name of the Target Company (TC)	JSW Energy Limited		
Name(s) of the acquirer and Persons acting in Concert (PAC) with the acquirer	As per Annexure - A		
Whether the acquirer belongs to promoter / promoter group	Yes, the acquirers belong to the promoter group		
Name(s) of the Stock Exchange(s) where the shares of TC are Listed	1. The National Stock Exchange of India Limited (NSE) 2. BSE Limited (BSE)		
Details of the acquisition / disposal as follows	Number	% w.r.t. total share / voting capital wherever applicable(*)	% w.r.t. total diluted (**)
Before acquisition / sale under consideration, holding of:			
a) Shares carrying voting rights (Refer Annexure A)	1,230,040,644	75.00%	75.00%
b) Shares in the nature of encumbrance (pledge/ lien/ non-disposal undertaking/ others)	Refer Annexure A (Column K)	Refer Annexure A (Column L)	Refer Annexure A (Column M)
c) Voting rights (VR) otherwise than by shares	NIL	NIL	NIL
d) Warrants/convertible securities/any other instrument that entitles the acquirer to receive shares carrying voting rights in the T C (specify holding in each category)	NIL	NIL	NIL
e) Total (a+c+d)	1,230,040,644	75.00%	75.00%
Details of acquisition/sale			
a) Shares carrying voting rights acquired/sold (Refer Annexure A) ***	87,227,187	5.32%	5.32%
b) VRs acquired /sold otherwise than by shares	NIL	NIL	NIL
c) Warrants/convertible securities/any other instrument that entitles the acquirer to receive shares carrying voting rights in the TC (specify holding in each category) acquired/sold	NIL	NIL	NIL
d) Shares encumbered / invoked/released by the acquirer	Refer Annexure A (Column K)	Refer Annexure A (Column L)	Refer Annexure A (Column M)
e) Total (a+b+c)	87,227,187	5.32%	5.32%
After the acquisition/sale, holding of:			
a) Shares carrying voting rights	1,230,040,644	75.00%	75.00%
b) Shares encumbered with the acquirer	Refer Annexure A (Column K)	Refer Annexure A (Column L)	Refer Annexure A (Column M)
c) VRs otherwise than by shares	NIL	NIL	NIL
d) Warrants/convertible securities/any other instrument that entitles the acquirer to receive shares carrying voting rights in the TC (specify holding in each category) after acquisition	NIL	NIL	NIL
e) Total (a+b+ c+d)	1,230,040,644	75.00%	75.00%
Mode of acquisition / sale (e.g. open market / off-market / public issue / rights issue / preferential allotment / inter-se transfer etc).	Inter-se transfer between "Qualifying Persons" through off market		
Date of acquisition / sale of shares / VR or date of receipt of intimation of allotment of shares, whichever is applicable	24 th December 2016		
Equity share capital / total voting capital of the TC before the said acquisition / sale	Rs.1,640,054,7950 (1640054795 Equity Shares of Rs.10/- each)		

Equity share capital/ total voting capital of the TC after the said acquisition / sale	1,640,054,795
Total diluted share/voting capital of the TC after the said acquisition	1,640,054,795

**Total Share Capital / Voting Capital to be taken as per the latest filing done by the Company to the Stock Exchange under clause 35 of the Listing Agreement as amended from time to time*

*(**) Diluted share/voting capital means the total number of shares in the TC assuming full conversion of the outstanding convertible securities/warrants into equity shares of the TC.*


*(***) This disclosure is being made in respect of Inter-se transfer of 87,227,187 equity shares carrying voting rights, constituting 5.32% of the total equity share capital of the Target Company, undertaken on 24th December, 2016 amongst "Qualifying Persons" for re-organization / re-alignment of shareholding within the promoters and promoter group in terms of disclosures filed on 20th December, 2016 under regulation 10(5) of Securities and Exchange Board of India (Substantial Acquisition of Shares and Takeover) Regulations, 2011. The above inter-se transfer has taken place by way of gift and total holding of the promoters and promoter group in the Target Company after such inter-se transfer remains unchanged.*

Place: Mumbai

Date: 26th December 2016

For JSW Investments Private Limited

(Acquirer)

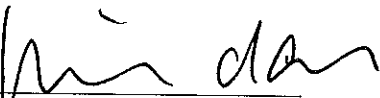



Name: Sundeep Jain

Designation: Director, Manager & CFO



Sangita Jindal (Seller)



Sajan Jindal (Seller)

Name of the Promoter / Promoter Group	Pre-acquisition / disposal shareholding			Acquisition / disposal of shares			Post-acquisition / disposal shareholding			Shares in the nature of encumbrance (pledge/lien/ non-disposal undertaking/ others)	% w.r.t total share/voting capital wherever applicable	% w.r.t total diluted share/voting capital of the TC
	Number	% w.r.t total share/voting capital wherever applicable	% w.r.t total diluted share/voting capital of the TC	Number	% w.r.t total share/voting capital wherever applicable	% w.r.t total diluted share/voting capital of the TC	Number	% w.r.t total share/voting capital wherever applicable	% w.r.t total diluted share/voting capital of the TC			
(A)	(B)	(C)	(D)	(E)	(F)	(G)	(H)	(I)	(J)	(K)	(L)	(M)
Name of the Acquirer and PAC with Acquirer* JSW INVESTMENTS PRIVATE LIMITED	2455,35,507	14.97	14.97	872,27,187	5.32	5.32	3327,62,694	20.29	20.29	1876,21,400	11.44	11.44
Sub Total (A)	2455,35,507	14.97	14.97	872,27,187	5.32	5.32	3327,62,694	20.29	20.29	1876,21,400	11.44	11.44
Names of Sellers*												
SANGITA JINDAL	130,83,125	0.80	0.80	(130,83,025)	(0.80)	(0.80)	100	0.00	0.00	-	-	-
SAJIAN JINDAL	741,44,262	4.52	4.52	(741,44,162)	(4.52)	(4.52)	100	0.00	0.00	-	-	-
Sub Total (B)	872,27,387	5.32	5.32	(872,27,187)	(5.32)	(5.32)	200	0.00	0.00	-	-	-
Names of Persons Acting in Concert (PACs)												
PARTH JINDAL	250,02,225	1.52	1.52	-	-	-	250,02,225	1.52	1.52	-	-	-
TANVI SHETE	250,02,225	1.52	1.52	-	-	-	250,02,225	1.52	1.52	-	-	-
NIRMALA GOYAL	1,00,000	0.01	0.01	-	-	-	1,00,000	0.01	0.01	-	-	-
URMILA BHUWALKA	1,00,000	0.01	0.01	-	-	-	1,00,000	0.01	0.01	1,00,000	0.01	0.01
TARINI JINDAL HANDA	250,02,225	1.52	1.52	-	-	-	250,02,225	1.52	1.52	-	-	-
SEEMA JAJODIA	1,00,000	0.01	0.01	-	-	-	1,00,000	0.01	0.01	-	-	-
PRITHVI RAJ JINDAL	370	0.00	0.00	-	-	-	370	0.00	0.00	-	-	-
SAROJ BHARTIA	1,00,000	0.01	0.01	-	-	-	1,00,000	0.01	0.01	-	-	-
SAHYOG HOLDINGS PRIVATE LIMITED	2567,99,044	15.66	15.66	-	-	-	2567,99,044	15.66	15.66	2412,32,000	14.71	14.71
VIRTUOUS TRADECORP PRIVATE LIMITED	855,99,613	5.22	5.22	-	-	-	855,99,613	5.22	5.22	424,10,000	2.59	2.59
GLEBE TRADING PRIVATE LIMITED	1453,32,820	8.86	8.86	-	-	-	1453,32,820	8.86	8.86	911,57,178	5.56	5.56
DANTA ENTERPRISES PRIVATE LIMITED	855,99,613	5.22	5.22	-	-	-	855,99,613	5.22	5.22	451,73,155	2.75	2.75
JSW STEEL COATED PRODUCTS LTD	43,76,770	0.27	0.27	-	-	-	43,76,770	0.27	0.27	-	-	-
JSW STEEL LIMITED	236,25,000	1.44	1.44	-	-	-	236,25,000	1.44	1.44	-	-	-
AMBA RIVER COKE LIMITED	57,54,640	0.35	0.35	-	-	-	57,54,640	0.35	0.35	-	-	-
JSL LIMITED	1453,32,820	8.86	8.86	-	-	-	1453,32,820	8.86	8.86	100,00,000	0.61	0.61
NARMADA FINTRADE PRIVATE LIMITED	40,500	0.00	0.00	-	-	-	40,500	0.00	0.00	-	-	-
JSW CEMENT LIMITED	15,59,610	0.10	0.10	-	-	-	15,59,610	0.10	0.10	-	-	-
JSW HOLDINGS LIMITED	445	0.00	0.00	-	-	-	445	0.00	0.00	-	-	-
JSW STEEL LIMITED	678,49,090	4.14	4.14	-	-	-	678,49,090	4.14	4.14	-	-	-
NALWA SONS INVESTMENTS LIMITED	370	0.00	0.00	-	-	-	370	0.00	0.00	-	-	-
RATAN JINDAL	370	0.00	0.00	-	-	-	370	0.00	0.00	-	-	-
Sub Total (C)	8972,77,750	54.71	54.71	-	-	-	8972,77,750	54.71	54.71	4300,72,333	26.22	26.22
Total (A+B+C)	12300,40,644	75.00	75.00	-	-	-	12300,40,644	75.00	75.00	6176,93,733	37.66	37.66

* The aforesaid shares have been acquired by way of Inter se transfer amongst Qualifying Persons

1) For JSW Investments/Private Limited (Acquirer)

Name: Sundeeep Jain
Designation: Director, Manager & CFO



P. Jindal

2) Sangita Jindal (Seller)

S. Jindal

3) Sajan Jindal (Seller)