

Date: December 26, 2016

To,

BSE Limited Corporate Relationship Department, 1 st Floor, P J Towers, Dalal Street, Fort, Mumbai - 400 001 corp.relations@bseindia.com Scrip Code: 532642	National Stock Exchange of India Limited Exchange Plaza, 5th Floor, Plot No. C/1, G Block Bandra-Kurla Complex, Bandra (E), Mumbai-400051 takeover@nse.co.in Symbol: JSWHL	The Company Secretary JSW Holdings Limited JSW Centre, Bandra Kurla Complex, Bandra (East), Mumbai - 400 051
---	--	---

Sub: Disclosure under Regulation 29(1) of the Securities and Exchange Board of India (Substantial Acquisition of Shares and Takeovers) Regulations, 2011 in respect of the inter-se transfer of shares of JSW Holdings Limited

Dear Sir / Madam,

We are submitting the requisite information under Regulation 29(1) of the Securities and Exchange Board of India (Substantial Acquisition of Shares and Takeovers) Regulations, 2011 in respect of the inter-se transfer of shares of JSW Holdings Limited by the entities whose signatures are appended herein below.


This is for your information and records.

Yours faithfully,

For Vinamra Consultancy Private Limited

S. Doshi

Name: Sanjeev Doshi
Designation: Director



Jindal

Sangita Jindal

FORMAT FOR DISCLOSURE UNDER REGULATION 29(1) OF SEBI (SUBSTANTIAL ACQUISITION OF SHARES AND TAKEOVERS) REGULATION, 2011

PART A: Details of the Acquisition

Name of the Target Company (TC)	JSW Holdings Limited		
Name(s) of the acquirer and Persons acting in Concert (PAC) with the acquirer	As per Annexure - A		
Whether the acquirer belongs to promoter / promoter group	Yes, the acquirers belongs to the promoter group		
Name(s) of the Stock Exchange(s) where the shares of TC are Listed	1. The National Stock Exchange of India Limited (NSE) 2. BSE Limited (BSE)		
Details of the acquisition as follows	Number	% w.r.t. total share / voting capital wherever applicable (*)	% w.r.t. total diluted share / voting capital of the TC (**)
Before the acquisition under consideration, holding of acquirer along with PACs of:			
a) Shares carrying voting rights (Refer Annexure A)	68,17,058	61.42%	61.42%
b) Shares in the nature of encumbrance (pledge/ lien/ non-disposal undertaking/ others)	NIL	NIL	NIL
c) Voting rights (VR) otherwise than by shares	NIL	NIL	NIL
d) Warrants/convertible securities/any other instrument that entitles the acquirer to receive shares carrying voting rights in the TC (specify holding in each category)	NIL	NIL	NIL
e) Total (a+b+c+d)	68,17,058	61.42%	61.42%
Details of acquisition			
a) Shares carrying voting rights acquired (Refer Annexure A)	9,39,875	8.47%	8.47%
b) VRs acquired /sold otherwise than by shares	NIL	NIL	NIL
c) Warrants/convertible securities/any other instrument that entitles the acquirer to receive shares carrying voting rights in the TC (specify holding in each category) acquired/sold	NIL	NIL	NIL
d) Shares encumbered / invoked/released by the acquirer	NIL	NIL	NIL
e) Total (a+b+c+/-d)	9,39,875	8.47%	8.47%
After the acquisition/sale, holding of:			
a) Shares carrying voting rights	68,17,058	61.42%	61.42%
b) Shares encumbered with the acquirer	NIL	NIL	NIL
c) VRs otherwise than by shares	NIL	NIL	NIL
d) Warrants/convertible securities/any other instrument that entitles the acquirer to receive shares carrying voting rights in the TC (specify holding in each category) after acquisition	NIL	NIL	NIL
e) Total (a+b+c+d)	68,17,058	61.42%	61.42%
Mode of acquisition (e.g. open market / off-market / public issue / rights issue / preferential allotment / inter-se transfer etc.).	Inter-se transfer amongst "Qualifying Persons" for re-organisation / re-alignment of shareholding within the Promoter Group through off market		
Salient features of the securities acquired including time till redemption, ratio at which it can be converted into equity shares, etc.	Not Applicable		
Date of acquisition of/ date of receipt of intimation of allotment of shares / VR/ warrants/convertible securities/any other instrument that entitles the acquirer to receive shares in the TC.	24 th December, 2016		

Equity share capital / total voting capital of the TC before the said acquisition	Rs. 11,09,96,250 (1,10,99,625 equity shares of Rs. 10 each)
Equity share capital/ total voting capital of the TC after the said acquisition	Rs. 11,09,96,250 (1,10,99,625 equity shares of Rs. 10 each)
Total diluted share/voting capital of the TC after the said acquisition	Rs. 11,09,96,250 (1,10,99,625 equity shares of Rs. 10 each)

Note:

(*) Total share capital/ voting capital to be taken as per the latest filing done by the company to the Stock Exchange under Clause 35 of the listing Agreement as amended from time to time.

(**) Diluted share/voting capital means the total number of shares in the TC assuming full conversion of the outstanding convertible securities/warrants into equity shares of the TC.

Note: (***) This disclosure is being made in respect of Inter-se transfer of 9,39,875 equity shares carrying voting rights, constituting 8.47% of the total equity share capital of the Target Company, undertaken on 24th December, 2016 amongst "Qualifying Persons" for re-organization / re-alignment of shareholding within the promoters and promoter group in terms of disclosures filed on 20th December, 2016 under regulation 10(5) of Securities and Exchange Board of India (Substantial Acquisition of Shares and Takeover) Regulations, 2011. The above inter-se transfer has taken place by way of gift and total holding of the promoters and promoter group in the Target Company after such inter-se transfer remains unchanged.

Date: 26th December, 2016


Place: Mumbai

For Vinamra Consultancy Private Limited

Sanjeev Doshi

Name: Sanjeev Doshi

Designation: Director



Sangita Jindal

Sangita Jindal

PART B:


Name of the Target Company: JSW Holdings Limited

Name(s) of the acquirer and Persons Acting in Concert (PAC) with the acquirer	Whether the acquirer belongs to Promoter/Promoter group	PAN of the acquirer and/or PACs
ACQUIRERS		
SANGITA JINDAL	Yes	ADDPJ5071E
VINAMRA CONSULTANCY PRIVATE LIMITED	Yes	AAECV5876E
ABHYUDAY JINDAL	Yes	AIEPJ2431J
ARTI JINDAL	Yes	ACYPJ7504Q
DANTA ENTERPRISES PRIVATE LIMITED	Yes	AAECD9628G
DEEPIKA JINDAL	Yes	AAF PJ2847R
GLEBE TRADING PRIVATE LIMITED	Yes	AAECG0208K
HEXA TRADEX PRIVATE LIMITED	Yes	AACCH5334B
JINDAL COAL PRIVATE LIMITED	Yes	AABCJ3739R
JSL LIMITED	Yes	AACCJ1451F
JSW INVESTMENTS PRIVATE LIMITED	Yes	AAJCS2498G
NALWA SONS INVESTMENTS LIMITED	Yes	AAACJ2734R
NAVEEN JINDAL	Yes	AALPJ2123N
NAVEEN JINDAL & SONS HUF	Yes	AAAHJ3831J
OPJ TRADING PRIVATE LIMITED	Yes	AABCO9632N
PARTH JINDAL	Yes	AJJPJ6232H
PR JINDAL HUF	Yes	AAEHP7501H
PRITHVI RAJ JINDAL	Yes	AALPJ2120R
RATAN JINDAL	Yes	AASPJ0852D
REYNOLD TRADERS PRIVATE LIMITED	Yes	AAACR5787N
RK JINDAL & SONS HUF	Yes	AACHR8177F
SAHYOG HOLDINGS PRIVATE LIMITED	Yes	AAUCS2300N
SAJJAN JINDAL	Yes	AADPJ5110D
SAROJ BHARTIA	Yes	AAIPB7610F
SAVITRI DEVI JINDAL	Yes	ACPPJ0130M
SHRADHA JATIA	Yes	AAGPJ9066R
SK JINDAL & SONS HUF	Yes	AAPHS1426R
SMINU JINDAL	Yes	AAGPJ1586N
TANVI JINDAL	Yes	AGCPJ0233G
TARINI JINDAL	Yes	AEEPJ0735P
TRIPTI JINDAL	Yes	ACXPJ7608J
URVI JINDAL	Yes	AGFPJ3837R
VIRTUOUS TRADECORP PRIVATE LIMITED	Yes	AAECV7088E

For Vinamra Consultancy Private Limited

Name: Sanjeev Doshi

Designation: Director



Sangita Jindal

Annexure A - JSW HOLDINGS LIMITED

Name of the promoter/ promoter group	Before acquisition/ disposal shareholding				Details of shares acquired/ disposed				After acquisition/ disposal shareholding			
	Number	% w.r.t total share/whenever applicable	% w.r.t total diluted share/ voting capital of the TC	Number	% w.r.t total share/whenever applicable	% w.r.t total diluted share/ voting capital of the TC	Number	% w.r.t total share/whenever applicable	% w.r.t total diluted share/ voting capital of the TC			
Acquirers												
SANGITA JINDAL	1,181	0.01%	0.01%	4,053	0.04%	0.04%	5,234	0.05%	0.05%			
VINAMRA CONSULTANCY PRIVATE LIMITED	1,15,293	1.04%	1.04%	9,35,822	8.43%	8.43%	10,51,115	9.47%	9.47%			
Total (A)	1,16,474	1.05%	1.05%	9,39,875	8.47%	8.47%	10,56,349	9.52%	9.52%			
Sellers												
PARTH JINDAL	500	0.00%	0.00%	(400)	0.00%	0.00%	100	0.00%	0.00%			
SAJAN JINDAL	2,197	0.02%	0.02%	(2,097)	-0.02%	-0.02%	100	0.00%	0.00%			
TANVI JINDAL	500	0.00%	0.00%	(400)	0.00%	0.00%	100	0.00%	0.00%			
TARINI JINDAL	1,256	0.01%	0.01%	(1,156)	-0.01%	-0.01%	100	0.00%	0.00%			
REYNOLD TRADERS PRIVATE LIMITED	3,20,500	2.89%	2.89%	(3,20,400)	-2.89%	-2.89%	100	0.00%	0.00%			
JSW INVESTMENTS PRIVATE LIMITED	6,15,522	5.35%	5.55%	(6,15,422)	-5.54%	-5.54%	100	0.00%	0.00%			
Total (B)	9,40,475	8.47%	8.47%	(9,39,875)	-8.47%	-8.47%	600	0.01%	0.01%			
Persons acting in concert (PAC)												
SAROJ BHARTIA	34	0.00%	0.00%	-	0.00%	0.00%	34	0.00%	0.00%			
ARTI JINDAL	250	0.00%	0.00%	-	0.00%	0.00%	250	0.00%	0.00%			
NAVEEN JINDAL	664	0.01%	0.01%	-	0.00%	0.00%	664	0.01%	0.01%			
NAVEEN JINDAL & SONS HUF	691	0.01%	0.01%	-	0.00%	0.00%	691	0.01%	0.01%			
SHRADHA JATIA	1,257	0.01%	0.01%	-	0.00%	0.00%	1,257	0.01%	0.01%			
DEEPIKA JINDAL	1,356	0.01%	0.01%	-	0.00%	0.00%	1,356	0.01%	0.01%			
SMINU JINDAL	1,381	0.01%	0.01%	-	0.00%	0.00%	1,381	0.01%	0.01%			
SAVITRI DEVI JINDAL	1,863	0.02%	0.02%	-	0.00%	0.00%	1,863	0.02%	0.02%			
RK JINDAL & SONS HUF	3,708	0.03%	0.03%	-	0.00%	0.00%	3,708	0.03%	0.03%			
SK JINDAL & SONS HUF	1,447	0.01%	0.01%	-	0.00%	0.00%	1,447	0.01%	0.01%			
PR JINDAL HUF	1,122	0.01%	0.01%	-	0.00%	0.00%	1,122	0.01%	0.01%			
PRITHVI RAJ JINDAL	2,097	0.02%	0.02%	-	0.00%	0.00%	2,097	0.02%	0.02%			
URVI JINDAL	1,256	0.01%	0.01%	-	0.00%	0.00%	1,256	0.01%	0.01%			
TRIPTI JINDAL	1,256	0.01%	0.01%	-	0.00%	0.00%	1,256	0.01%	0.01%			
HEXA TRADEX PRIVATE LIMITED	334	0.00%	0.00%	-	0.00%	0.00%	334	0.00%	0.00%			
JSJ LIMITED	4,33,828	3.91%	3.91%	-	0.00%	0.00%	4,33,828	3.91%	3.91%			
GLEBE TRADING PRIVATE LIMITED	4,35,511	3.92%	3.92%	-	0.00%	0.00%	4,35,511	3.92%	3.92%			
JINDAL COAL PRIVATE LIMITED	4,41,518	3.98%	3.98%	-	0.00%	0.00%	4,41,518	3.98%	3.98%			
DANTA ENTERPRISES PRIVATE LIMITED	8,22,672	7.41%	7.41%	-	0.00%	0.00%	8,22,672	7.41%	7.41%			
VIRTUOUS TRADECORP PRIVATE LIMITED	8,22,673	7.41%	7.41%	-	0.00%	0.00%	8,22,673	7.41%	7.41%			
OPJ TRADING PRIVATE LIMITED	8,22,674	7.41%	7.41%	-	0.00%	0.00%	8,22,674	7.41%	7.41%			
SAHOG HOLDINGS PRIVATE LIMITED	11,37,118	10.24%	10.24%	-	0.00%	0.00%	11,37,118	10.24%	10.24%			
NALWA SONS INVESTMENTS LIMITED	1,470	0.01%	0.01%	-	0.00%	0.00%	1,470	0.01%	0.01%			
RATAN JINDAL	1,256	0.01%	0.01%	-	0.00%	0.00%	1,256	0.01%	0.01%			
ABHYUDAY JINDAL	57,60,109	51.89%	51.89%	-	0.00%	0.00%	57,60,109	51.89%	51.89%			
Total (A)+(B)+(C)	66,17,058	61.42%	61.42%	-	0.00%	0.00%	66,17,058	61.42%	61.42%			

For Vinamra Consultancy Private Limited

Name: Sangeet DattaDesignation: Director

Sangita Jindal