

# NAVA BHARAT VENTURES LIMITED

Regd.Off. : NAVA BHARAT CHAMBERS, RAJ BHAVAN ROAD, HYDERABAD -500 082. TELANGANA, INDIA

NAVA BHARAT  
NBV/SECTL/ 563 /2016-17  
December 5, 2016

Sri K.Hari, Vice President  
National Stock Exchange of India Limited  
Exchange Plaza, 5<sup>th</sup> Floor,  
Plot No.C/1, G Block  
Bandra Kurla Complex, Bandra (E)  
MUMBAI – 400 051  
NSE Symbol : 'NBVENTURES'

General Manager –  
Dept. of Corporate Services  
BSE Limited  
Phiroze Jeejeebhoy Towers,  
Dalal Street  
MUMBAI – 400 001  
Scrip Code : '513023' / 'NBVENTURE'

Dear Sirs,

Sub : Operational Data being submitted to SISMA for the month of November, 2016.

Ref : Regulation 30 of Securities and Exchange Board of India (Listing Obligations and Disclosure Requirements) Regulations, 2015.

--o0o--

Please find enclosed the Operational Data of the Company's Sugar Division for the month of November, 2016, which would be submitted to South Indian Sugar Mills Association (SISMA).

The above figures have not been independently verified or audited. As such, the final figures after audit may vary.

Kindly take the same on record and acknowledge the receipt.

Thanking you,


Yours faithfully,  
for NAVA BHARAT VENTURES LTD

  
VSN Raju  
Company Secretary  
& Vice President

Encl : as above

Telephone : (040) 23403501, 23403540 Fax : (040) 23403013  
E-mail : nbvl@nbv.in Website : www.nbventures.com  
Corporate Identity No. : L27101TG1972PLC001549

ISO 9001 ISO 14001



# NAVA BHARAT VENTURES LIMITED

SUGAR DIVISION, SAMALKOT - 533 440, EAST GODAVARI DIST., A.P.

NAVA BHARAT

**OPERATIONAL DATA OF THE COMPANY'S SUGAR DIVISION FOR THE MONTH OF NOV. 2016**  
Monthly Manufacturing Report No - 01

Season: 2016/2017

Name & Address of Factory :

**NAVA BHARAT VENTURES LTD,  
SUGAR DIVISION, Samalkot - 533 440.  
East Godavari District.**

3013


Double Sulphitation

Regd.No. of Factory

Clarification Process Used:

SL.No	PARTICULARS	For the	Since Beginning
		month	of Season
<b>1</b>	<b>CANE CRUSHING:</b>		
	Date & Time of Commencement of Season	<b>17.11.2016 at 9:45am</b>	
	Date & Time of Closing of Season		
	Duration of Run Days	14.00	14.00
	Total No.of hours in duration of run	330.15	330.15
	No.of hours actual crushing	290.45	290.45
	Total Cane Milled (Qtls)	362090.00	362090.00
<b>2</b>	<b>Juice &amp; Added Water:</b>		
	Average gross mixed juice % Cane	102.31	102.31
	Correction % mixed juice	0.25	0.25
	Average net mixed juice % Cane	102.06	102.06
	Total net mixed juice obtained (Qtls)	369533.85	369533.85
	Average added water % Cane	28.86	28.86
<b>3</b>	<b>SUGARS:</b>		
	Total Sugar bagged (no.of 100kg bags)	0.00	0.00
	Total Sugar bagged (no.of 50kg bags)	56920.00	56920.00
	* BISS Sugar Qtls	0.00	0.00
	Qty of sugar bagged (qtls)	28460.00	28460.00
	Qty of sugar in process (a) (qtls) (+)	3918.601	3918.601
	Total Sugar made (qtls)	32378.601	32378.601
	Sugar recovered from previous month process	0.000	0.000
	Sugar recovered from previous seasons process	93.061	93.061
	sugar recovered from previous season's - C-SUGAR	0	0
	sugar recovered from previous season's -Wet &damaged sugar	0	0
	Total net Sugar made (qtls)	32285.540	32285.540
<b>4</b>	<b>MOLASSES:</b>		
	Total molasses sent out (qtls)	12900.000	12900.000
	Qty of molasses in process (A) (qtls) (+)	2812.895	2812.895
	Total molasses produced (qtls)	15712.895	15712.895
	Molasses recoverd from previous month process	0.000	0.000
	Molasses recovered from previous season's process	49.369	49.369
	Molasses recovered from previous season's C-SUGAR (qtls)	0.000	0.000
	Molasses recovered from Wet & Damaged sugar (qtls)	0.000	0.000
	Total net molasses produced (qtls)	15663.526	15663.526
<b>5</b>	<b>RECOVERY:</b>		
	Average recovery of sugar % cane	8.92	8.92
	Average production of final molasses % cane	4.33	4.33
<b>6</b>	<b>Bagasse percent cane</b>	26.55	26.55
	Filter cake percent cane	3.52	3.52
	Gross weight of mixed juice (qtls)	370460.00	370460.00
	Weight of Dirt mixed juice (qtls)	926.15	926.15

\* BISS sugar contains more than 90% sucrose.




Telephone : (0884) 2327384, 2327337, 2327584, 2327471 Fax : (0884) 2327587

E-mail : nbvlsd@nbv.in Website : www.nbventures.com

Corporate Identity No. : L27101AP1972PLC001549

ISO 9001 ISO 14001 OHSAS 18001

S.No.	PARTICULARS	For the	Since Beginning	
		month	of Season	
7	<b>ANALYSIS</b>			
	CANE	Sugar percent	10.66	10.66
		Fibre percent	14.07	14.07
	Primary juice	Sugar percent	13.73	13.73
		Brix percent	17.02	17.02
		Purity	80.62	80.62
	Mixed Juice	Sugar percent	10.09	10.09
		Brix percent	12.75	12.75
		Purity	79.10	79.10
	Last Juice	Sugar percent	1.06	1.06
		Brix percent	1.50	1.50
		Purity	70.67	70.67
	Clarified Juice	Sugar percent	10.67	10.67
		Brix percent	13.42	13.42
		Purity	79.51	79.51
	UnSulphered Syrup	Sugar percent	48.61	48.61
		Brix percent	61.29	61.29
		Purity	79.31	79.31
	Sulphered Syrup	Sugar percent	51.42	51.42
		Brix percent	63.80	63.80
		Purity	80.60	80.60
	Masseccuite	A1 Brix percent	94.66	94.66
		Purity	84.06	84.06
		A2 Brix percent	93.03	93.03
		Purity	91.91	91.91
		B Brix percent	96.95	96.95
		Purity	70.88	70.88
		C Brix percent	101.45	101.45
		Purity	51.40	51.40
	<b>Molasses (B)</b>			
	A1 Heavy	Brix percent	80.32	80.32
		Purity	68.87	68.87
	A2 Heavy	Brix percent	77.24	77.24
		Purity	84.94	84.94
	A Light	Brix percent	71.41	71.41
		Purity	89.06	89.06
	B Heavy	Brix percent	84.46	84.46
		Purity	49.53	49.53
	C Light	Brix percent	78.57	78.57
		Purity	62.19	62.19
	Sugars (Average)	Sugar Percent (c)	99.80	99.80
		Moisture percent	0.09	0.09
	Final Molasses	Sugar Percent	29.92	29.92
		Brix percent	89.89	89.89
		Purity	33.29	33.29
	Bagasse	Sugar Percent	1.39	1.39
		Water Percent	45.03	45.03
		Fibre Percent	53.01	53.01
	Filter Cake	Sugar Percent	2.46	2.46
	Boiled Feed Water	<b>pH</b>	9.00	9.00
	Boiled Feed Water	Temperature Deg C	105.00	105.00
	Clear Juice	Temperature Deg C	96.00	96.00



8	Qty. of other materials Used 16-17 Season.		
	Scrapings	HL	100.00
	Wet & Damaged sugar	Qtls	0.00
	C-Sugar	Qtls	0.00
			100.00
			0.00
			0.00


**9 ANALYSIS OF OTHER MATERIALS USED SINCE BEGINING OF THE SEASON**

	Wet & Damaged Sugar	C-Sugar	Scrapings
Sugar percent:	-	-	70.53
Brix percent:	-	-	91.00
Purity S.G. :	-	-	77.00
Available Sugar - Qtls	-	-	93.061
Available Molasses - Qtls	-	-	49.369

**10 STOCK IN PROCESS AS ON: 01-12-2016 @4.00AM**

Basis: **FM Brix 90.00** **Pty 34.00**

SL. N	PARTICULARS	HL	BRIX	PURITY	AVAILABLE Sugar - QTLS	MOLASSES OTLS
a)	Clear juice	2100	12.80	79.00	192.72	99.94
b)	Syrup	776	57.60	80.28	399.18	188.97
c)	Remelt	0	0.00	0.00	0.00	0.00
d)	Massecuite					
	A	600	91.40	87.43	661.96	173.04
	B	243	96.60	67.51	182.15	196.23
	C	325	98.80	52.75	140.64	394.67
e)	Light Molasses		0.00	0.00	0.00	0.00
	A	97	70.20	92.95	82.09	10.91
	C	20	69.20	66.93	9.28	10.35
f)	Heavy Molasses					
	A	269	79.60	71.71	188.44	157.07
	B	392	83.66	45.49	81.99	432.20
g)	Seed & footings	2087	88.20	80.20	1892.450	901.185
h)	C-Boilings	220	93.80	52.60	87.706	248.340
i)	Sugar - unbagged				0.00	
	<b>TOTAL</b>				<b>3918.601</b>	<b>2812.895</b>





**11 SUGAR BALANCE**

S.No	PARTICULARS	For the month	Since Beginning of the season
1	Suagar in Cane	10.662	10.662
2	Sugar in mixed Juice	10.292	10.292
3	Sugar in Baggase	0.370	0.370
4	Sugar in Filtercake	0.087	0.087
5	Sugar in Molasses	1.296	1.296
6	Sugar in Sugars	8.896	8.896
7	Sugar Undetermined	0.013	0.013
8	Total losses (in bagasse, filter c molasses & undetermined)	1.766	1.766

We hereby declare that the figures given in this return are complete and true to the best of our knowledge and belief.

Date: 03/12/2016

  
**N. Prabhakar**  
**VICE PRESIDENT**



**NAVA BHARAT VENTURES LIMITED, SAMALKOT.**  
Additional information to be appended to R.T. 7(c) for the month of Nov.-2016

\* \* \* \*

		Hrs.Mts.
<b>1</b>	<b>Time Loss Account:</b>	
	1) Miscellaneous	0:00:00
	2) Cane shortage	2.30
	3) Mechanical troubles	36.00
	4) Electrical troubles/ins	1.00
	5) Holidays	0.00
	6) Cleaning	0.00
	7) Process	0.00
	Percent of hours lost to the available (for 330:15 Hrs )	11.96
<b>2</b>	<b>Rate of Crushing for 24 Hrs.:</b>	
	1) Including stoppages                      Tons	2632.19
	2) Excluding stoppages                      "	2988.88
	3) Installed/Liscensed capacity	4000.00
<b>3</b>	<b>Efficiency figures:</b>	
	1) Mill extraction	96.53
	2) Reduced Mill extraction	96.98
	3) Added water % fibre	205.06
	4) Added water extracted into mixed juice % added water	89.70
	5) Undiluted juice lost in bagasse % fibre	21.72
	6) Boiling house extraction	86.63
	7) Virtual purity of molasses	33.66
	8) Reduced Boiling House extraction	
	as per Noel Deerr:	91.05
	as per Gundurao	90.79
	9) Overall recovery	83.63
	10) Reduced Overall recovery	
	as per Noel Deerr	88.29
	as per Gundurao	88.05
	11) ERQV - MJ/PJ	97.18
	LMJ/PJ	80.88
<b>4</b>	<b>Masseccites boiled:</b>	
	A1' Masseccite % cane	12.24
	A2' Masseccite % cane	15.53
	'B' Masseccite % cane	13.78
	'C' Masseccite % cane	7.50
	Total	49.05
<b>5</b>	<b>Grades of Sugar bagged:</b>	
	I.S.S' (Percentage of production)	-
	S-30	0.00
	S-31	52.57
	M-31	47.44
	L-30	-
	L-31	0.00
	Total	100.00

Date: 03/12/2016

  
**N. Prabhakar**  
**VICE PRESIDENT**

