

एसएसएसएफ



भारगस्त आस्ति स्थिरीकरण निधि  
STRESSED ASSETS STABILIZATION FUND

REF.BY.SASF/TGL/SM1

December 09, 2016

|  |  |
|--|--|
| The Company Secretary<br>Triveni Glass Limited,<br>1, Kanpur Road,<br>Allahabad – 211001<br>India  | The Director,<br>Bombay Stock Exchange<br>Phiroze Jeejeebhoy Towers,<br>Dalal Street,<br><b>Mumbai-400001.</b> |
| The Director,<br>National Stock Exchange of India Ltd. Exchange<br>Plaza, Plot no. C/1, G Block, Bandra-Kurla<br>Complex Bandra (E)<br>Mumbai - 400 051. |  |


Dear Sir,

**Disclosure under Regulation 29 (2) of SEBI (Substantial Acquisition of Shares and Takeovers) Regulations, 2011 and Regulation No.13 (3) of SEBI (Insider Trading) (Amendment) Regulations, 2002**

In terms of the above Regulations, we hereby disclose the details of shares sold of Triveni Glass Limited as per details given in Annexure:

| Particulars of sale                       | Number   | % w.r.t. total paid up capital of Target Company |
|---|----------|--|
| Shares before sale                        | 4,17,147 | 3.30%  |
| Shares sold from 11.11.2016 to 08.12.2016 | 2,57,934 | 2.04%  |
| Shares after sale                         | 1,59,213 | 1.26%  |

Signature of authorised signatory

  
( Sneha Abhyankar )  
Deputy General Manager

५वी मंजील, आईडीबीआई टॉवर, डब्ल्यूटीसी कॉम्पलेक्स, कफ परेड, मुंबई - 400 005.

फैक्स : 2215 0855, Website : www.sasffrust.com

5th Floor, IDBI Tower, WTC Complex, Cuffe Parade, Mumbai - 400 005.

Fax : 2215 0855, Website : www.sasffrust.com


**ANNEXURE - B**

**Disclosure under Regulation 29 (2) of SEBI (Substantial Acquisition of Shares and Takeovers)**

|   |   |                             |  |  |
|---|---|-----------------------------|--|--|
| 1 | Name of the Target Company (TC)   | TRIVENI GLASS LIMITED       |  |  |
| 2 | Name(s) of the acquirer and Persons Acting in Concert (PAC) with the acquirer   |                             |  |  |
| 3 | Whether the acquirer belongs to Promoter/<br>Promoter Group   | Open Market sale            |  |  |
| 4 | Name(s) of the Stock Exchange(s) where the shares of TC are listed  | BSE                         |  |  |
| 5 | Details of the acquisition/disposal/holding of shares/voting rights/holding of the Acquirer and PAC   | <b>Number</b>               | <b>% w.r.t. total share/voting capital wherever applicable</b> | <b>% w.r.t. total diluted share/voting capital of the TC (*)</b> |
|   | <b><u>Before the disposal under consideration, holding of:</u></b>  |                             |  |  |
|   | a) Shares carrying voting rights  | 4 17 147                    | 3.30%  | 3.30%  |
|   | b) Voting Rights (VR) otherwise than by equity shares   |                             |  |  |
|   | c) Warrants/convertible securities/any other instrument that entitles the acquirer to receive shares carrying voting rights in the TC (specify holding in each category) acquired/sold    |                             |  |  |
|   | <b>Total (a+b+c)</b>  | <b>4 17 147</b>             | <b>3.30%</b>   | <b>3.30%</b>   |
|   | <b><u>Details of sale</u></b>   |                             |  |  |
|   | a) Shares carrying voting rights sold   | 2 57 934                    | 2.04%  | 2.04%  |
|   | b) VRs acquired/sold otherwise than by equity shares  |                             |  |  |
|   | c) Warrants/convertible securities/any other instrument that entitles the acquirer to receive shares carryin voting rights in the TC (specify holding in each category) after acquisition |                             |  |  |
|   | <b>Total (a+b+c)</b>  | <b>2 57 934</b>             | <b>2.04%</b>   | <b>2.04%</b>   |
|   | <b><u>After the Sale holding of:</u></b>  |                             |  |  |
|   | a) Shares carrying voting rights  | 1 59 213                    | 1.26%  | 1.26%  |
|   | b) VRs otherwise than by equity shares  |                             |  |  |
|   | c) Warrants/convertible securities/any other instrument that entitles the acquirer to receive shares carryin voting rights in the TC (specify holding in each category) after acquisition |                             |  |  |
|   | <b>Total (a+b+c)</b>  | <b>1 59 213</b>             | <b>1.26%</b>   | <b>1.26%</b>   |
| 6 | Mode of sale (e.g. open market/off-market/public issue/rights issue/preferential allotment/inter-se transfer, etc.)   | Open Market Sale            |  |  |
| 7 | Date of sale of shares/VR/warrants or date of receipt of intimation of allotment of shares, whichever is applicable   | 11.11.2016 to<br>08.12.2016 |  |  |

|    |   |              |  |  |
|----|---|--------------|--|--|
| 8  | Equity share capital/total voting capital of the TC                                 | 12 61 94 340 |  |  |
| 9  | Equity share capital/total voting capital of the TC after the said acquisition/sale | 12 61 94 340 |  |  |
| 10 | Total diluted share/voting capital of the TC after the said acquisition/sale        | 12 61 94 340 |  |  |

Note: (\*) Diluted share/voting capital means the total number of shares in the TC assuming full conversion of the outstanding convertible securities/warrants into equity shares of the TC.



\_\_\_\_\_  
**Signature of the seller / Authorised Signatory**

Place: Mumbai

09.12.2016


| Name, PAN, CIN/DIN,<br>& address with contact<br>nos. of other connected<br>persons as identified<br>by the company                       | Connection<br>with<br>company | Securities held prior to<br>disposal   |                              | Securities Disposed  |          |                     |  | Securities held post<br>disposal   |                                     | Date of Sale of shares |           | Date of<br>intimation<br>to<br>company | Mode of<br>acquisition  | Exchange<br>on which<br>the<br>trade was<br>executed |
|---|-------------------------------|--|------------------------------|--|----------|---------------------|--|--|-------------------------------------|------------------------|-----------|--|---|--|
|   |                               | Type of<br>security<br>(For eg.–<br>Shares,<br>Warrants,<br>Convertible<br>Debentures<br>etc.) | No. and % of<br>shareholding | Type of<br>security (For<br>eg. – Shares,<br>Warrants,<br>Convertible<br>Debentures<br>etc.) | No.      | Sale Value<br>(Rs.) | Transaction<br>Type<br>(Buy/Sale/Pl<br>edge<br>/Revoke/Inv<br>oke) | Type of<br>security<br>(For eg. –<br>Shares,<br>Warrants, Conv<br>ertible<br>Debentures<br>etc.) | No. and %<br>of<br>shareholdin<br>g | From                   | To        |  |   |  |
| 1   | 2                             | 3  | 4                            | 5  | 6        | 7                   | 8  | 9  | 10                                  | 11                     | 12        | 13                                     | 14  |  |
| Stressed Assets Stabilisation<br>Fund,<br>PAN : AAETS8709G,<br>5th Floor, IDBI Tower,<br>Cuffe Parade, Colaba, Mumbai<br>400 005          | Lender                        | Shares   | 4,17,147<br>3.30%            | Shares   | 2,57,934 | 67,15,627.96        | Sale   | Shares   | 1,59,213<br>1.26%                   | 11/11/2016             | 8/12/2016 | 9/12/2016                              | Acquired as a<br>part of<br>settlement of<br>dues from the<br>company | BSE  |
| Note: "Securities" shall have the meaning as defined under regulation 2(1)(i) of SEBI (Prohibition of Insider Trading) Regulations, 2015. |                               |  |                              |  |          |                     |  |  |                                     |                        |           |  |   |  |

Signature:

Name:

Place:

Date:

  
 Ms. Sneha S Abhyankar  
 Mumbai  
 09.12.2016

**STRESSED ASSETS STABILISATION FUND**  
**BROKER WISE SALE DETAILS**  
**DETAILS OF SALES DURING THE PERIOD FROM 11-Nov-2016 TO 08-Dec-2016**  
**REPORT DATE : 09-Dec-2016**

Name of Company: TRIVENI GLASS LIMITED

| Sr. No.            | Name of Broker               | Exchange | SEBI Registration No. | Shares Sold   | Amount              |
|--------------------|------------------------------|----------|-----------------------|---------------|---------------------|
| 1                  | IDBI CAPITAL MARKET SERVICES | BSE      | INZ000007237          | 257934        | 67,15,627.96        |
| <b>GRAND TOTAL</b> |                              |          |                       | <b>257934</b> | <b>67,15,627.96</b> |

