

Date: December 26, 2016

To,

BSE Limited Corporate Relationship Department, 1 st Floor, P J Towers, Dalal Street, Fort, Mumbai - 400 001 corp.relations@bseindia.com Scrip Code: 533148	National Stock Exchange of India Limited Exchange Plaza, 5th Floor, Plot No. C/1, G Block Bandra-Kurla Complex, Bandra (E), Mumbai-400051 takeover@nse.co.in Symbol: JSWENERGY	The Company Secretary JSW Energy Limited JSW Centre, Bandra Kurla Complex, Bandra (East), Mumbai - 400 051
---	--	--

Sub: Disclosure under Regulation 29(1) of the Securities and Exchange Board of India (Substantial Acquisition of Shares and Takeovers) Regulations, 2011 in respect of the inter-se transfer of shares of JSW Energy Limited


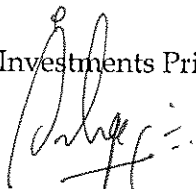
Dear Sir / Madam,

We are submitting the requisite information under Regulation 29(1) of the Securities and Exchange Board of India (Substantial Acquisition of Shares and Takeovers) Regulations, 2011 in respect of the inter-se transfer of shares of JSW Energy Limited within the Promoter Group and acquired by us.

This is for your information and records.

Yours faithfully,

For JSW Investments Private Limited



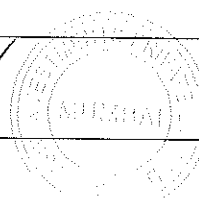
Name: Sundeep Jain

Designation: Director, Manager & CFO

FORMAT FOR DISCLOSURE UNDER REGULATION 29(1) OF SEBI (SUBSTANTIAL ACQUISITION OF SHARES AND TAKEOVERS) REGULATION, 2011

Part A - Details of Acquisition

Name of the Target Company (TC)	JSW Energy Limited		
Name(s) of the acquirer and Persons acting in Concert (PAC) with the acquirer	As per Annexure - A		
Whether the acquirer belongs to promoter / promoter group	Yes, the acquirers belongs to the promoter group		
Name(s) of the Stock Exchange(s) where the shares of TC are Listed	1. The National Stock Exchange of India Limited (NSE) 2. BSE Limited (BSE)		
Details of the acquisition / disposal as follows	Number	% w.r.t. total share / voting capital wherever applicable (*)	% w.r.t. total diluted (**)
Before the acquisition under consideration, holding of:			
a) Shares carrying voting rights (Refer Annexure A)	1,230,040,644	75.00%	75.00%
b) Shares in the nature of encumbrance (pledge/ lien/ non-disposal undertaking/ others)	Refer Annexure A (Column K)	Refer Annexure A (Column L)	Refer Annexure A (Column M)
c) Voting rights (VR) otherwise than by shares	NIL	NIL	NIL
d) Warrants/convertible securities/any other instrument that entitles the acquirer to receive shares carrying voting rights in the T C (specify holding in each category)	NIL	NIL	NIL
e) Total (a+c+d)	1,230,040,644	75.00%	75.00%
Details of acquisition/sale			
a) Shares carrying voting rights acquired/sold*** (Refer Annexure A) ***	87,227,187	5.32%	5.32%
b) VRs acquired /sold otherwise than by shares	NIL	NIL	NIL
c) Warrants/convertible securities/any other instrument that entitles the acquirer to receive shares carrying voting rights in the TC (specify holding in each category) acquired/sold	NIL	NIL	NIL
d) Shares encumbered / invoked/released by the acquirer	Refer Annexure A (Column K)	Refer Annexure A (Column L)	Refer Annexure A (Column M)
e) Total (a+b+c)	87,227,187	5.32%	5.32%
After the acquisition/sale, holding of:			
a) Shares carrying voting rights (Refer Annexure A)	1,230,040,644	75.00%	75.00%
b) Shares encumbered with the acquirer	Refer Annexure A (Column K)	Refer Annexure A (Column L)	Refer Annexure A (Column M)
c) VRs otherwise than by shares	NIL	NIL	NIL
d) Warrants / convertible securities / any other instrument that entitles the acquirer to receive shares carrying voting rights in the TC (specify holding in each category) after acquisition	NIL	NIL	NIL
e) Total (a+b+c+d)	1,230,040,644	75.00%	75.00%
Mode of acquisition / sale (e.g. open market / off-market / public issue / rights issue / preferential allotment / inter-se transfer etc.).	Inter-se transfer amongst "Qualifying Persons" for re-organisation / re-alignment of shareholding within the Promoter Group through off market		
Salient features of the securities acquired including time till redemption, ratio at which it can be converted into equity shares, etc.	Not Applicable		
Date of acquisition / sale of shares / VR or date of receipt of intimation of allotment of shares, whichever is applicable	24 th December 2016 /		



Equity share capital / total voting capital of the TC before the said acquisition /-sale	Rs. 16,40,05,47,950 (1,640,054,795 equity shares of Rs. 10 each)
Equity share capital/ total voting capital of the TC after the said acquisition /-sale	Rs. 16,40,05,47,950 (1,640,054,795 equity shares of Rs. 10 each)
Total diluted share/voting capital of the TC after the said acquisition	Rs. 16,40,05,47,950 (1,640,054,795 equity shares of Rs. 10 each)

(*) Total share capital/voting capital to be taken as per the latest filing done by the company to the Stock Exchange under Clause 35 of the listing Agreement as amended from time to time.


(**) Diluted share/voting capital means the total number of shares in the TC assuming full conversion of the outstanding convertible securities/warrants into equity shares of the TC.

(***) This disclosure is being made in respect of Inter-se transfer of 87,227,187 equity shares carrying voting rights, constituting 5.32% of the total equity share capital of the Target Company, undertaken on 24th December, 2016 amongst "Qualifying Persons" for re-organization / re-alignment of shareholding within the promoters and promoter group in terms of disclosures filed on 20th December, 2016 under regulation 10(5) of Securities and Exchange Board of India (Substantial Acquisition of Shares and Takeover) Regulations, 2011. The above inter-se transfer has taken place by way of gift and total holding of the promoters and promoter group in the Target Company after such inter-se transfer remains unchanged.

Place: Mumbai


Date: 26th December 2016

For JSW Investments Private Limited



Name: Sundeep Jain

Designation: Director, Manager & CFO




Part B

Name of the Target Company: JSW Energy Limited


Name(s) of the acquirer and Persons Acting in Concert with the acquirer	Whether the acquirer belongs to Promoter / Promoter Group	PAN of the acquirer and / or PACs
SAJJAN JINDAL	Yes	AADPJ5110D
SANGITA JINDAL	Yes	ADDPJ5071E
TANVI SHETE	Yes	AGCPJ0233G
PARTH JINDAL	Yes	AJJPJ6232H
TARINI JINDAL HANDA	Yes	AEEPJ0735P
SAROJ BHARTIA	Yes	AAIPB7610F
PRITHVI RAJ JINDAL	Yes	AALPJ2120R
SEEMA JAJODIA	Yes	ACJPJ6249H
URMILA BHUWALKA	Yes	AEHPB6446C
NIRMALA GOYAL	Yes	AEQPG0976D
AMBA RIVER COKE LIMITED	Yes	AAACG5394G
JSW STEEL LIMITED	Yes	AAACI6293E
NALWA SONS INVESTMENTS LIMITED	Yes	AAACJ2734R
JSW STEEL LIMITED	Yes	AAACJ4323N
JSW HOLDINGS LIMITED	Yes	AABCJ1531F
JSW CEMENT LIMITED	Yes	AABCJ6731B
NARMADA FINTRADE PRIVATE LIMITED	Yes	AABCN7035N
JSL LIMITED	Yes	AACCJ1451F
JSW STEEL COATED PRODUCTS LTD	Yes	AACCM3988L
DANTA ENTERPRISES PRIVATE LIMITED	Yes	AAECD9628G
GLEBE TRADING PRIVATE LIMITED	Yes	AAECG0208K
VIRTUOUS TRADECORP PRIVATE LIMITED	Yes	AAECV7088E
JSW INVESTMENTS PRIVATE LIMITED	Yes	AAJCS2498G
SAHYOG HOLDINGS PRIVATE LIMITED	Yes	AAUCS2300N
RATAN JINDAL	Yes	AASPJ0852D

For JSW Investments Private Limited



Name: Sundeep Jain

Designation: Director, Manager & CFO



Place: Mumbai

Date: 26th December, 2016

ANNEXURE A - JSW ENERGY LIMITED

Name of the Promoter / Promoter Group	Pre-acquisition / disposal shareholding			Acquisition / (disposal of shares)			Post-acquisition / disposal shareholding			Shares in the nature of encumbrance (pledge/lien/non-disposal/undertaking/others)	% w.r.t total share/voting capital wherever applicable (L)	diluted share/voting capital of the TC (M)
	Number (B)	share/voting capital wherever applicable (C)	% w.r.t total diluted share/voting capital of the TC (D)	Number (E)	share/voting capital wherever applicable (F)	% w.r.t total diluted share/voting capital of the TC (G)	Number (H)	share/voting capital wherever applicable (I)	% w.r.t total diluted share/voting capital of the TC (J)			
Name of the Acquirer and PAC with Acquirer JSW INVESTMENTS PRIVATE LIMITED	2455,35,507	14.97	14.97	872,27,187	5.32	5.32	3327,62,694	20.29	20.29	1876,21,400	11.44	11.44
Sub Total (A)	2455,35,507	14.97	14.97	872,27,187	5.32	5.32	3327,62,694	20.29	20.29	1876,21,400	11.44	11.44
Names of Sellers												
SANGITA JINDAL	130,83,125	0.80	0.80	(130,83,025)	(0.80)	(0.80)	100	0.00	0.00	-	-	-
SAIJAN JINDAL	741,44,262	4.52	4.52	(741,44,162)	(4.52)	(4.52)	100	0.00	0.00	-	-	-
Sub Total (B)	872,27,387	5.32	5.32	(872,27,187)	(5.32)	(5.32)	200	0.00	0.00	-	-	-
Names of Persons Acting in Concert (PACs)												
PARTH JINDAL	250,02,225	1.52	1.52				250,02,225	1.52	1.52	-	-	-
TANVI SHETE	250,02,225	1.52	1.52				250,02,225	1.52	1.52	-	-	-
NIRMALA GOYAL	1,00,000	0.01	0.01				1,00,000	0.01	0.01	-	-	-
URMILA BHUWALKA	1,00,000	0.01	0.01				1,00,000	0.01	0.01	1,00,000	0.01	0.01
TARINI JINDAL HANDA	250,02,225	1.52	1.52				250,02,225	1.52	1.52	-	-	-
SEEMA JAODIA	1,00,000	0.01	0.01				1,00,000	0.01	0.01	-	-	-
PRITHVI RAJ JINDAL	370	0.00	0.00				370	0.00	0.00	-	-	-
SAROJ BHARTIA	1,00,000	0.01	0.01				1,00,000	0.01	0.01	-	-	-
SAHYOG HOLDINGS PRIVATE LIMITED	2567,99,044	15.66	15.66				2567,99,044	15.66	15.66	2412,32,000	14.71	14.71
VIRTUOUS TRADCORP PRIVATE LIMITED	855,99,613	5.22	5.22				855,99,613	5.22	5.22	424,10,000	2.59	2.59
GLEBE TRADING PRIVATE LIMITED	1453,32,820	8.86	8.86				1453,32,820	8.86	8.86	911,57,178	5.56	5.56
DANTIA ENTERPRISES PRIVATE LIMITED	855,99,613	5.22	5.22				855,99,613	5.22	5.22	451,73,155	2.75	2.75
JSW STEEL COATED PRODUCTS LTD	43,76,770	0.27	0.27				43,76,770	0.27	0.27	-	-	-
JSW STEEL LIMITED	236,25,000	1.44	1.44				236,25,000	1.44	1.44	-	-	-
AMBA RIVER COKE LIMITED	57,54,640	0.35	0.35				57,54,640	0.35	0.35	-	-	-
JSL LIMITED	1453,32,820	8.86	8.86				1453,32,820	8.86	8.86	100,00,000	0.61	0.61
NARMADA FINTRADE PRIVATE LIMITED	40,500	0.00	0.00				40,500	0.00	0.00	-	-	-
JSW CEMENT LIMITED	15,59,610	0.10	0.10				15,59,610	0.10	0.10	-	-	-
JSW HOLDINGS LIMITED	445	0.00	0.00				445	0.00	0.00	-	-	-
JSW STEEL LIMITED	678,49,090	4.14	4.14				678,49,090	4.14	4.14	-	-	-
NALIWA SONS INVESTMENTS LIMITED	370	0.00	0.00				370	0.00	0.00	-	-	-
RATAN JINDAL	370	0.00	0.00				370	0.00	0.00	-	-	-
Sub Total (C)	8972,77,750	54.71	54.71				8972,77,750	54.71	54.71	4300,72,333	26.22	26.22
Total (A+B+C)	12300,40,644	75.00	75.00				12300,40,644	75.00	75.00	6176,93,753	37.66	37.66



For JSW Investments Private Limited
 Name: Sumdeep Jadhav
 Designation: Director, Manager & CFO