

VINAMRA CONSULTANCY PRIVATE LIMITED

JSW Centre, Bandra Kurla Complex, Bandra (East), Mumbai - 400051

CIN : U74140GJ2013PTC076846

Tel : 42861000 Fax : 42863000

31st December, 2016

To,

BSE Limited Corporate Relationship Department, 1 st Floor, P J Towers, Dalal Street, Fort, Mumbai - 400 001 corp.relations@bseindia.com Scrip Code: 532256	National Stock Exchange of India Limited Exchange Plaza, 5th Floor, Plot No. C/1, G Block Bandra- Kurla Complex, Bandra (E), Mumbai-400051 takeover@nse.co.in Symbol: NSIL	The Company Secretary Nalwa Sons Investments Limited 28 Najafgarh Road Moti Nagar Industrial Area, New Delhi - 110015
--	---	---


Sub: Disclosure under Regulation 29(1) of the Securities and Exchange Board of India (Substantial Acquisition of Shares and Takeovers) Regulations, 2011 in respect of the inter-se transfer of shares of Nalwa Sons Investments Limited

Dear Sir / Madam,


We are submitting the requisite information under Regulation 29(1) of the Securities and Exchange Board of India (Substantial Acquisition of Shares and Takeovers) Regulations, 2011 in respect of the inter-se transfer of equity shares of Nalwa Sons Investments Limited within the Promoter Group and acquired by us.

This is for your information and records.

For Vinamra Consultancy Private Limited



Name: Sanjeev Doshi
Designation: Director



DISCLOSURE UNDER REGULATION 29(1) OF SEBI (SUBSTANTIAL ACQUISITION OF SHARES AND TAKEOVERS) REGULATION, 2011

Part A – Details of Acquisition

Name of the Target Company (TC)	Nalwa Sons Investments Limited		
Name(s) of the acquirer and Persons acting in Concert (PAC) with the acquirer	Vinamra Consultancy Private Limited		
Whether the acquirer belongs to promoter / promoter group	Yes, the acquirer belongs to the promoter group		
Name(s) of the Stock Exchange(s) where the shares of TC are Listed	1. The National Stock Exchange of India Limited (NSE) 2. BSE Limited (BSE)		
Details of the acquisition as follows	Number	% w.r.t. total share/voting capital wherever applicable(*)	% w.r.t. total diluted share/voting capital of the TC (**)
Before the acquisition under consideration, holding of acquirer along with PACs of:			
a) Shares carrying voting rights (Refer Annexure A)	28,56,410	55.61%	55.61%
b) Shares in the nature of encumbrance (pledge/ lien/ non-disposal undertaking/ others)	NIL	NIL	NIL
c) Voting rights (VR) otherwise than by shares	NIL	NIL	NIL
d) Warrants/convertible securities/any other instrument that entitles the acquirer to receive shares carrying voting rights in the T C (specify holding in each category)	NIL	NIL	NIL
e) Total (a+b+c+d)	28,56,410	55.61%	55.61%
Details of acquisition/sale			
a) Shares carrying voting rights acquired**** (Refer Annexure A)	7,439	0.14%	0.14%
b) VRs acquired /sold otherwise than by shares	NIL	NIL	NIL
c) Warrants/convertible securities/any other instrument that entitles the acquirer to receive shares carrying voting rights in the TC (specify holding in each category) acquired/sold	NIL	NIL	NIL
d) Shares encumbered / invoked/released by the acquirer	NIL	NIL	NIL
e) Total (a+b+c+d)	7,439	0.14%	0.14%
After the acquisition/sale, holding of:			
a) Shares carrying voting rights (Refer Annexure A)	28,56,410	55.61%	55.61%
b) Shares encumbered with the acquirer	NIL	NIL	NIL
c) VRs otherwise than by shares	NIL	NIL	NIL
d) Warrants/convertible securities/any other instrument that entitles the acquirer to receive shares carrying voting rights in the TC (specify holding in each category) after acquisition	NIL	NIL	NIL
e) Total (a+b+c+d)	28,56,410	55.61%	55.61%

Mode of acquisition /sale (e.g. open market / off-market / public issue / rights issue / preferential allotment / inter-se transfer etc).	Inter-se transfer amongst "Qualifying Persons" for re-organisation / realignment of shareholding within the Promoter Group through off market
Salient features of the securities acquired including time till redemption, ratio at which it can be converted into equity shares, etc.	Not Applicable
Date of acquisition of/ date of receipt of intimation of allotment of shares / VR/ warrants/convertible securities/any other instrument that entitles the acquirer to receive shares in the TC.	30 th December, 2016
Equity share capital / total voting capital of the TC before the said acquisition	Rs.51,361,630 (5,136,163 equity shares of Rs. 10 each)
Equity share capital/ total voting capital of the TC after the said acquisition	Rs.51,361,630 (5,136,163 equity shares of Rs. 10 each)
Total diluted share/voting capital of the TC after the said acquisition	Rs.51,361,630 (5,136,163 equity shares of Rs. 10 each)

For Vinamra Consultancy Private Limited



Name: Sanjeev Doshi
Designation: Director




Place : Mumbai
Date : 31.12.2016

- (*) Total share capital/ voting capital to be taken as per the latest filing done by the company to the Stock Exchange under Clause 35 of the listing Agreement as amended from time to time.
- (**) Diluted share/voting capital means the total number of shares in the TC assuming full conversion of the outstanding convertible securities/warrants into equity shares of the TC.
- (***) Part B shall be disclosed to the Stock Exchanges but shall not be disseminated.
- (****) This disclosure is being made in respect of Inter-se transfer of 7,439 equity shares carrying voting rights, constituting 0.07% of the total equity share capital of the Target Company, undertaken on 30th December, 2016 amongst "Qualifying Persons" for re-organization / re-alignment of shareholding within the promoters and promoter group in terms of disclosures filed on 26th December, 2016 under regulation 10(5) of Securities and Exchange Board of India (Substantial Acquisition of Shares and Takeover) Regulations, 2011. The above inter-se transfer has taken place by way of gift and total holding of the promoters and promoter group in the Target Company after such inter-se transfer remains unchanged.

Annexure A - Nalwa Sons Investments Ltd.

Name of the Promoter / Promoter Group	Pre acquisition / disposal shareholding			Acquisition / (disposal of shares)			Post-acquisition / disposal shareholding		
	Number	% w.r.t total share/ voting capital wherever applicable	% w.r.t total diluted share/ voting capital of the TC	Number	% w.r.t total share/ voting capital wherever applicable	% w.r.t total diluted share/ voting capital of the TC	Number	% w.r.t total share/ voting capital wherever applicable	% w.r.t total diluted share/ voting capital of the TC
Name of the Acquirer and PAC with Acquirer VINAMRA CONSULTANCY PVT LTD	1,21,244	2.36	2.36	7,439	0.14	0.14	1,28,683	2.51	2.51
Sub Total (A)	1,21,244	2.36	2.36	7,439	0.14	0.14	1,28,683	2.51	2.51
Names of Sellers	7,539	0.15	0.15	(7,439)	(0.14)	(0.14)	100	0.00	0.00
SANGITA JINDAL									
Sub Total (B)	7,539	0.15	0.15	(7,439)	(0.14)	(0.14)	100	0.00	0.00
Names of Persons Acting in Concert (PACs)									
ABHUYAD JINDAL	1,206	0.02	0.02	-	-	-	1,206	0.02	0.02
ARTI JINDAL	781	0.02	0.02	-	-	-	781	0.02	0.02
DANTA ENTERPRISES PRIVATE LIMITED	5,71,386	11.12	11.12	-	-	-	5,71,386	11.12	11.12
DEEPIKA JINDAL	3,760	0.07	0.07	-	-	-	3,760	0.07	0.07
GLEBE TRADING PRIVATE LIMITED	1,22,306	2.38	2.38	-	-	-	1,22,306	2.38	2.38
GOSWAMIS CREDITS & INVESTMENTS LTD	12,721	0.25	0.25	-	-	-	12,721	0.25	0.25
JINDAL COAL PRIVATE LIMITED	1,24,446	2.42	2.42	-	-	-	1,24,446	2.42	2.42
JSL LIMITED	1,20,615	2.35	2.35	-	-	-	1,20,615	2.35	2.35
JSW HOLDINGS LIMITED	25,014	0.49	0.49	-	-	-	25,014	0.49	0.49
NAVEEN JINDAL	692	0.01	0.01	-	-	-	692	0.01	0.01
NAVEEN JINDAL HUF	5,854	0.11	0.11	-	-	-	5,854	0.11	0.11
OPI TRADING PRIVATE LIMITED	5,71,386	11.12	11.12	-	-	-	5,71,386	11.12	11.12
P R JINDAL HUF	3,163	0.06	0.06	-	-	-	3,163	0.06	0.06
PRITHVI RAJ JINDAL	1,698	0.03	0.03	-	-	-	1,698	0.03	0.03
R K JINDAL & SONS HUF	756	0.01	0.01	-	-	-	756	0.01	0.01
RATAN JINDAL	4,024	0.08	0.08	-	-	-	4,024	0.08	0.08
S K JINDAL AND SONS HUF	1,809	0.04	0.04	-	-	-	1,809	0.04	0.04
SANYOG TRADCORP PRIVATE LIMITED	5,71,386	11.12	11.12	-	-	-	5,71,386	11.12	11.12
SARIKA JHUNHJUWALA	4,250	0.08	0.08	-	-	-	4,250	0.08	0.08
SAROJ BHARTIA	2	0.00	0.00	-	-	-	2	0.00	0.00
SAVITRI DEVI JINDAL	4,815	0.09	0.09	-	-	-	4,815	0.09	0.09
SEEMA JAI DODIA	49	0.00	0.00	-	-	-	49	0.00	0.00
SMRITU JINDAL	2,382	0.05	0.05	-	-	-	2,382	0.05	0.05
TRIPTI JINDAL	662	0.01	0.01	-	-	-	662	0.01	0.01
URMILA BHUWALKA	48	0.00	0.00	-	-	-	48	0.00	0.00
URVI JINDAL	631	0.01	0.01	-	-	-	631	0.01	0.01
SALJAN JINDAL	100	0.00	0.00	-	-	-	100	0.00	0.00
TARINI JINDAL HANDA	100	0.00	0.00	-	-	-	100	0.00	0.00
TARU SHETE	100	0.00	0.00	-	-	-	100	0.00	0.00
PARTH JINDAL	100	0.00	0.00	-	-	-	100	0.00	0.00
VIRTUOUS TRADCORP PRIVATE LIMITED	5,71,385	11.12	11.12	-	-	-	5,71,385	11.12	11.12
Sub Total (C)	27,27,627	53.11	53.11	-	-	-	27,27,627	53.11	53.11
Total	28,56,410	55.61	55.61	-	-	-	28,56,410	55.61	55.61

For Vinamra Consultancy Private Limited



S. Doshi
Name: Sanjeev Doshi
Designation: Director

Place: Mumbai
Date: 31.12.2016