



Date: 06.02.2016

To,

BSE Limited
P. J. Towers, Dalal Street,
MUMBAI – 400 001.

National Stock Exchange Limited
Exchange Plaza, Bandra Kurla Complex,
Bandra East, Mumbai-400051.

Scrip Code: BSE: 532368 & NSE: LYCOS

Dear Sir,

Sub: Un-audited financial results for the quarter ended 31st December, 2015.

Pursuant to Regulation 33 of Securities and Exchange Board of India (Listing Obligations and Disclosure Requirements) Regulations, 2015 the Board of Directors of the Company at its meeting held on Saturday, the 06th February, 2016 have approved and taken on record, inter alia, the unaudited Financial Results of the Company for the Quarter ended 31st December, 2015.


A copy of the Results along with Limited Review Report of the auditors of the Company, as required under Regulation 33 of the Listing Regulations, is enclosed herewith.

Kindly acknowledge the receipt of the same.

Thanking You.

Yours truly,
for LYCOS INTERNET LIMITED
(formerly Ybrant Digital Limited)

M. SURESH KUMAR REDDY
CHAIRMAN & MANAGING DIRECTOR



LYCOS INTERNET LIMITED

(Formerly Ybrant Digital Limited)
Plot # 7A, MLA Colony, Road # 12, Banjara Hills, Hyderabad – 500034.
Tel: +91 (40) 45678999, efax : +91 (22) 66459677
CIN: L64203TG1999PLC030996

Lycos Internet Limited (Formerly Ybrant Digital Limited) (NSE&BSE - LYCOS)

Regd. Office: Plot no# 7A, Road No.12, M.L.A. Colony, Banjara Hills, Hyderabad - 500034.India


CIN:L64203TG1999PLC030996

Tel: +91 40 4567 8999, Fax: +91 22 6645 9677, www.lycos.com, email:ir@lycoscorp.com

PART I Statement of Unaudited Financial Results for the Quarter ended 31st December 2015

All amounts in Indian Rupees Lakhs, except share data


Sl.No.	Particulars	Standalone					Consolidated						
		Quarter Ended	Quarter Ended	Quarter Ended	Year to Date		Year Ended	Quarter Ended	Quarter Ended	Quarter Ended	Year to Date		Year Ended
		31-Dec-2015	30-Sep-2015	31-Dec-2014	31-Dec-2015	31-Dec-2014	31-Mar-2015	31-Dec-2015	30-Sep-2015	31-Dec-2014	31-Dec-2015	31-Dec-2014	31-Mar-2015
	(Unaudited)	(Unaudited)	(Unaudited)	(Unaudited)	(Unaudited)	(Audited)	(Unaudited)	(Unaudited)	(Unaudited)	(Unaudited)	(Unaudited)	(Unaudited)	
	(Refer Notes below)												
1	Income from Operations												
	(a) Net Sales/ Income from Operations	11,620.59	11,109.15	10,662.21	34,308.16	36,940.07	49,158.05	71,826.94	56,508.42	59,556.78	178,198.98	151,212.08	195,700.36
	(b) Other Operating Income												
	Total Income from Operations(net)	11,620.59	11,109.15	10,662.21	34,308.16	36,940.07	49,158.05	71,826.94	56,508.42	59,556.78	178,198.98	151,212.08	195,700.36
2	Expenses												
	a) Cost of Goods/Services	9,605.94	9,048.35	8,548.83	28,026.08	30,347.44	39,756.03	43,226.25	32,185.37	35,385.76	103,796.67	89,098.55	110,656.86
	b) Changes in Inventories of Finished Goods, work in Progress and Stock in Trade												
	c) Employee benefit expenses	772.61	775.93	586.75	2,332.67	1,798.14	3,370.01	3,320.37	2,564.33	2,887.77	8,906.20	7,256.12	9,942.13
	d) Depreciation & Amortisation Expense	63.76	46.94	93.80	157.53	816.28	1,052.58	1,832.23	1,814.50	918.88	4,607.31	2,671.60	4,137.70
	e) Other expenses	959.89	1,126.79	855.23	3,308.21	2,589.39	4,162.02	5,465.09	3,793.02	4,876.26	12,604.68	11,245.90	17,929.34
	(Any item exceeding 10% of the total expenses relating to continuing operations to be shown separately)												
	Total Expenses	11,402.20	10,998.01	10,084.61	33,824.49	35,551.25	48,340.64	53,843.94	40,357.22	44,068.67	129,914.86	110,272.17	142,666.03
3	Profit/(Loss) from Operations before Other Income, Finance costs and Exceptional Items(1-2)	218.39	111.14	577.60	483.67	1,388.82	817.41	17,983.00	16,151.20	15,498.11	48,284.12	40,939.91	53,034.33
4	Other Income	178.66	306.48	(75.13)	733.02	281.93	1,124.67	178.66	306.48	(75.13)	790.05	406.59	1,416.96
5	Profit/(Loss) from ordinary activities before Finance Costs and Exceptional Items (3+4)	397.05	417.62	502.47	1,216.69	1,670.75	1,942.08	18,161.66	16,457.68	15,422.98	49,074.17	41,346.50	54,451.29
6	Finance Costs	387.89	408.53	496.98	1,190.51	1,655.27	1,929.78	387.89	408.53	541.93	1,191.22	1,957.02	2,252.30
7	Profit/(Loss) from ordinary activities after Finance costs but before Exceptional Items(5-6)	9.16	9.09	5.49	26.18	15.48	12.30	17,773.77	16,049.15	14,881.05	47,882.95	39,389.49	52,198.99
8	Exceptional Items												
9	Profit/(Loss) from Ordinary Activities before tax(7+8)	9.16	9.09	5.49	26.18	15.48	12.30	17,773.77	16,049.15	14,881.05	47,882.95	39,389.49	52,198.99
10	Tax Expense	2.85	2.95	1.78	8.38	5.02	(162.14)	5,257.17	5,532.97	4,994.41	15,781.38	12,901.21	17,977.22
11	Net Profit/(Loss) from Ordinary Activities after tax(9-10)	6.31	6.14	3.71	17.80	10.46	174.44	12,516.60	10,516.18	9,886.64	32,101.57	26,488.28	34,221.77
12	Extra ordinary Items (net of tax expense Rs. Lakhs)												
13	Net Profit/(Loss) for the period (11-12)	6.31	6.14	3.71	17.80	10.46	174.44	12,516.60	10,516.18	9,886.64	32,101.57	26,488.28	34,221.77
14	Share of Profit/ (Loss) of associates												
15	Minority Interest												
16	Net Profit/(Loss) after taxes, minority interests and share of profit(loss) of associates(13+14+15)	6.31	6.14	3.71	17.80	10.46	174.44	12,516.60	10,516.18	9,886.64	32,101.57	26,488.28	34,221.77
17	Paid up Equity Share Capital (Face Value of Rs. Lakhs)	9,525.03	9,525.03	9,525.03	9,525.03	9,525.03	9,525.03	9,525.03	9,525.03	9,525.03	9,525.03	9,525.03	9,525.03



Sl.No.	Particulars	Standalone					Consolidated						
		Quarter Ended	Quarter Ended	Quarter Ended	Year to Date		Year Ended	Quarter Ended	Quarter Ended	Quarter Ended	Year to Date		Year Ended
		31-Dec-2015	30-Sep-2015	31-Dec-2014	31-Dec-2015	31-Dec-2014	31-Mar-2015	31-Dec-2015	30-Sep-2015	31-Dec-2014	31-Dec-2015	31-Dec-2014	31-Mar-2015
(Refer Notes below)		(Unaudited)	(Unaudited)	(Unaudited)	(Unaudited)	(Unaudited)	(Audited)	(Unaudited)	(Unaudited)	(Unaudited)	(Unaudited)	(Unaudited)	(Audited)
18	Reserve excluding Revaluation Reserves as per balance sheet of previous accounting year	-	-	-	-	-	51,055.92	-	-	-	-	-	143,466.15
19.i	Earnings per share (before Extraordinary Items) (Face Value of Rs.2/- each)(not annualised)												
	a) Basic	0.00	0.00	0.00	0.00	0.00	0.04	2.63	2.21	2.08	6.74	5.56	7.19
	b) Diluted	0.00	0.00	0.00	0.00	0.00	0.04	2.63	2.21	2.08	6.74	5.56	7.19
19.ii	Earnings per share (after Extraordinary items) (Face Value of Rs.2/- each)(not annualised)												
	a) Basic	0.00	0.00	0.00	0.00	0.00	0.04	2.63	2.21	2.08	6.74	5.56	7.19
	b) Diluted	0.00	0.00	0.00	0.00	0.00	0.04	2.63	2.21	2.08	6.74	5.56	7.19

Notes:

1. The above unaudited financial results for the quarter ended 31st December, 2015 were taken on record at the meeting of the Board of Directors held on 6th February, 2016 after being reviewed and recommended by the Audit Committee.
2. The Company operates in two segments i.e, Digital Marketing and Software Development.
3. The figures for the previous period / year have been regrouped / reclassified, wherever necessary.
4. Consolidated Financial Statements have been prepared in accordance with Accounting Standard 21 "Consolidated Financial Statement" issued by The Institute of Chartered Accountants of India. Consolidated results are combined numbers of its 100% subsidiaries.



By order of the Board of Directors
For LYCOS INTERNET LIMITED
(Formerly Ybrant Digital Limited)

M. SURESH KUMAR REDDY
Chairman and Managing Director

Place : HYDERABAD
Date : February 6, 2016

Lycos Internet Limited (Formerly Ybrant Digital Limited) (NSE&BSE - LYCOS)

Regd. Office: Plot no# 7A, Road No.12, M.L.A. Colony, Banjara Hills, Hyderabad - 500034.India


CIN:L64203TG1999PLC030996

Tel: +91 40 4567 8999, Fax: +91 22 6645 9677, www.lycos.com, email:ir@lycoscorp.com

REPORTING OF SEGMENT WISE REVENUE, RESULTS AND CAPITAL EMPLOYED

All amounts in Indian Rupees Lakhs

Sl.No.	Particulars	Consolidated					
		Quarter Ended	Quarter Ended	Quarter Ended	Year to Date		Year Ended
		31-Dec-2015	30-Sep-2015	31-Dec-2014	31-Dec-2015	31-Dec-2014	31-Mar-2015
		(Unaudited)	(Unaudited)	(Unaudited)	(Unaudited)	(Unaudited)	(Audited)
1	Segment Revenue						
	(a) Digital Marketing Segment	60,934.76	45,837.72	49,308.52	145,643.23	117,873.88	149,392.54
	(b) Software Development Segment	10,892.18	10,670.70	10,258.26	32,555.75	33,338.21	46,307.82
	Total Sales/ Income from Operations	71,826.94	56,508.42	59,566.78	178,198.98	151,212.09	195,700.36
	Less: Inter Segment Revenue	-	-	-	-	-	-
	Net Sales/ Income from Operations	71,826.94	56,508.42	59,566.78	178,198.98	151,212.09	195,700.36
2	Segment Results - Profit (+) / Loss (-) before tax and interest						
	(a) Digital Marketing Segment	17,931.24	16,233.74	14,246.95	48,734.73	39,315.25	54,102.29
	(b) Software Development Segment	230.42	223.94	1,176.03	339.44	2,031.26	349.00
	Total	18,161.66	16,457.68	15,422.98	49,074.17	41,346.51	54,451.29
	Less: Interest	387.89	408.53	541.93	1,191.22	1,957.02	2,252.30
	Total Profit (+) / Loss (-) before tax	17,773.77	16,049.15	14,881.05	47,882.95	39,389.49	52,198.99
3	Capital Employed (Segment Assets - Segment Liabilities)						
	(a) Digital Marketing Segment	163,088.79	150,558.53	126,836.99	163,088.79	126,836.99	130,506.57
	(b) Software Development Segment	23,443.33	23,556.99	34,050.84	23,443.33	34,050.84	24,967.74
	Total	186,532.12	174,115.52	160,887.83	186,532.12	160,887.83	155,474.31



For LYCOS INTERNET LIMITED
(Formerly Ybrant Digital Limited)

M.SURESH KUMAR REDDY
Chairman and Managing Director

Place : HYDERABAD
Date : February 6, 2016



P. MURALI & CO.,
CHARTERED ACCOUNTANTS
6-3-655/2/3, SOMAJIGUDA,
HYDERABAD - 500 082. INDIA

Tel. : (91-40) 2332 6666, 2331 2554
2339 3967, 2332 1470
Fax : (91-40) 2339 2474
E-mail : pmurali.co@gmail.com
info@pmurali.com
Website : www.p murali.com

TO

The Board of Directors
Lycos Internet Limited
Hyderabad.

Limited Review Report for the quarter ended 31st December, 2015

We have reviewed the accompanying statement of unaudited financial results of Lycos Internet Limited for the period ended 31st December 2015. This statement is the responsibility of the Company's Management and has been approved by the Board of Directors. Our responsibility is to issue a report on these financial statements based on our review.

We conducted our review in accordance with the Standard on Review Engagement (SRE) 2400, *Engagements to Review Financial Statements* issued by the Institute of Chartered Accountants of India. This standard requires that we plan and perform the review to obtain moderate assurance as to whether the financial statements are free of material misstatement. A review is limited primarily to inquiries of company personnel and analytical procedures applied to financial data and thus provides less assurance than an audit. We have not performed an audit and accordingly, we do not express an audit opinion.

Based on our review conducted as above, nothing has come to our attention that causes us to believe that the accompanying statement of unaudited financial results prepared in accordance with applicable accounting standards and other recognized accounting practices and policies has not disclosed the information required to be disclosed in terms of Regulation 33 of the SEBI (Listing Obligations and Disclosure Requirements) Regulations, 2015 including the manner in which it is to be disclosed, or that it contains any material misstatement.

P.Murali & Co.
Chartered Accountants



Partner

Place: Hyderabad
Date: 5th February 2016