



INDIAN METALS & FERRO ALLOYS LIMITED

IMFA Building  
Bhubaneswar -751010  
Odisha, India

Corporate Identity No.  
L27101OR1961PLC000428

TEL +91 674 3051000  
+91 674 2580100  
FAX +91 674 2580020  
+91 674 2580145

mail@imfa.in

www.imfa.in

10<sup>th</sup> February, 2016

The Deputy General Manager  
(Corporate Services)  
BSE Limited  
Floor 25, P.J. Towers,  
Dalal Street, Fort  
MUMBAI-400001  
**Stock Code: 533047**

Dear Sir,

Further to our letter dated 18<sup>th</sup> January 2016, the investor call was held today at 11.30 AM and the investor presentation is enclosed herewith which may kindly be taken on record.

Thanking you,

Yours faithfully  
For INDIAN METALS & FERRO ALLOYS LTD.

  
(PREM KHANDELWAL)  
CFO & COMPANY SECRETARY

# IMFA Investor Update

Q3 FY16



# Contents

Company Overview

Performance Highlights

Financial Summary for Q3FY'16

Financial Highlights

Performance Snapshot


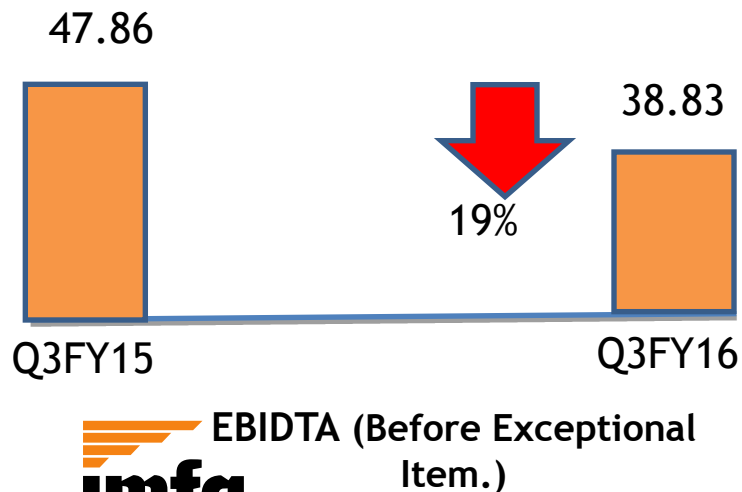
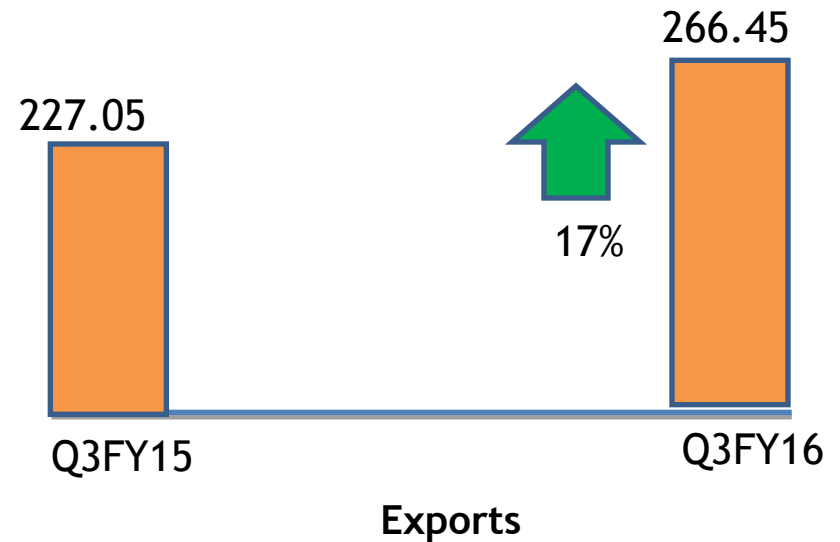
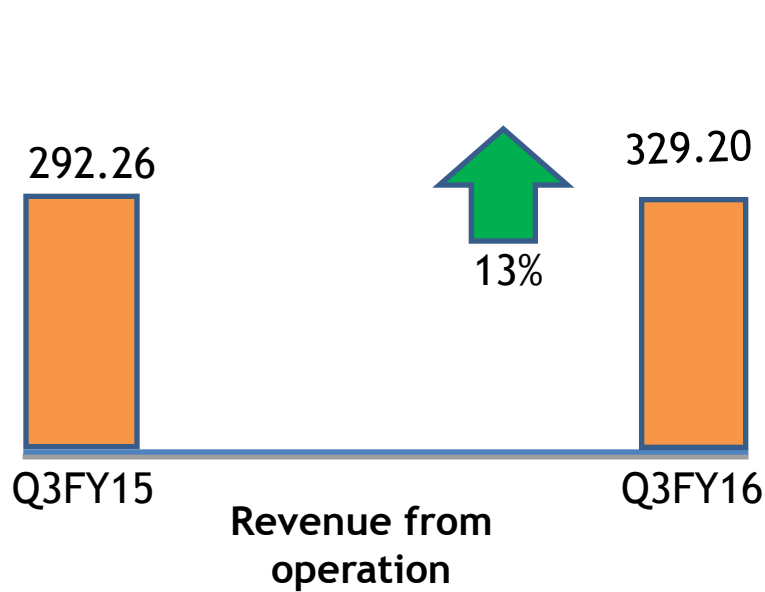
# Company Overview

- Founded by Dr Bansidhar Panda in 1961
- Leading fully integrated producer of ferro alloys
  - 187 MVA installed furnace capacity (Therubali & Choudwar)
  - 258 MW captive power generation capacity (Choudwar)
  - Own chrome ore mines (Sukinda, Mahagiri, Nuasahi)
- Integrated Management System comprising quality, environment and occupational health & safety certification

# Performance Highlights for Q3

- Net Profit of Rs 1.11 crores vs Rs (3.74) crores
- Revenue of Rs 329.20 crores vs Rs 292.26 crores
- Exports of Rs 266.45 crores vs Rs 227.05 crores
- Ferro Chrome production of 52,217 tonnes; higher by 7.24% as compared to corresponding quarter.
- Power generation of 236 million units; higher by 3.51% as compared to corresponding quarter.

# Financial Summary for Q3 FY16



Rs. in crores

# Financial Ratios

Key Ratios (%)	Q3FY16	Q3FY15
Gross Margin (excl. non-operating Income)	40.07	50.57
EBITDA Margin	11.80	16.38
Long term debt / Equity	0.95	0.99

# Financial Highlights—over past 5 quarters

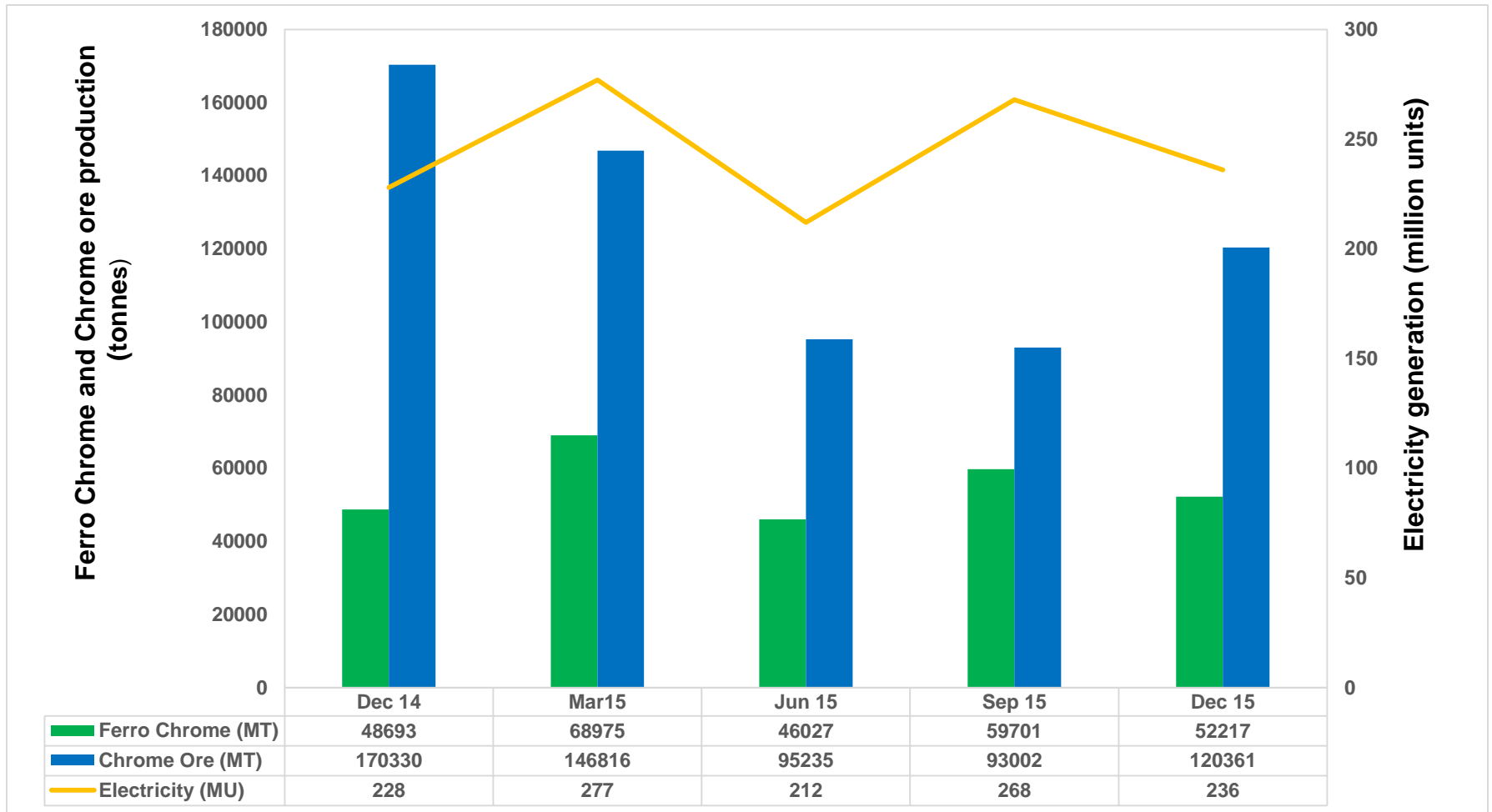
*Rs. in crores*

Particulars	Q3FY16	Q2FY16	Q1FY16	Q4FY15	Q3FY15
Total Income	329.20	338.23	340.01	403.19	292.26
EBITDA	38.83	62.44	56.12	85.03	47.86
EBITDA Margin(%)	11.80	18.46	16.51	21.09	16.38
EBIT	10.68	34.57	28.89	52.86	16.31
EBIT Margin(%)	3.24	10.22	8.5	13.11	5.58
PAT	1.11	5.12	(11.04)	13.15	(3.74)
PAT Margin(%)	0.34	1.51	(3.25)	3.26	(1.28)
EPS (in Rs)	0.43	1.97	(4.25)	5.06	(1.44)





# Performance Snapshot



# Contact Details

**Prem Khandelwal**

CFO & Company Secretary, IMFA Ltd

+91-99372 97021

[pkhandelwal@imfa.in](mailto:pkhandelwal@imfa.in)

**Gaurav Kapoor**

+91-98197 75507

[gaurav.kapoor@adfactorspr.com](mailto:gaurav.kapoor@adfactorspr.com)

