

STIL/

February 01, 2016

M/s. Bombay Stock Exchange Limited Phiroze Jeejeebhoy Towers Dalal Street, Fort Mumbai 400 001 Fax No. 022-22723121/719/22702037/39 Scrip Code: 532782	M/s. National Stock Exchange of India Ltd. Exchange Plaza, 5 th Floor, Plot No.C/1, G-Block, Bandra-Kurla Complex, Bandra(E), Mumbai 400 051 Fax No. (022-2659 8237/38) Scrip Code : SUTLEJTEX
---	--

Dear Sirs,

Please find enclosed herewith a copy of the Presentation with respect to the Unaudited Financial Results for the quarter ended 31st December, 2015.

Thanking you,

Yours faithfully,
For Sutlej Textiles and Industries Limited



(D.R.Prabhu)
Company Secretary

Encl:a.a.

cc by hand delivery



sutlej
textiles and industries limited

**Results Presentation
Q3 FY16**



Certain statements in this document may be forward-looking statements which are based on some assumptions and expectations of future events. Such forward-looking statements are subject to certain risks and uncertainties like regulatory changes, domestic or international economic developments, and many other factors that could cause the actual results to differ materially from those contemplated by the relevant forward-looking statements.

Further, past performance is not necessarily indicative of future results. Given these risks, uncertainties and other risk factors, viewers of this presentation are cautioned not to place undue reliance on these forward looking statements. Sutlej Textiles and Industries Ltd will not be in any way responsible for any action taken based on such statements and undertakes no obligation to publicly update, amend, modify or revise these forward-looking statements to reflect subsequent events or developments.

1 Q3 & 9M FY16 – Key Business Update

2 Q3 & 9M FY16 – Financial Highlights

3 Corporate Overview

4 Competitive Advantages

5 Annual Financial Highlights

6 Business Outlook



Q3 & 9M FY16 – Key Business Update

Enhanced Spinning Capacity through Acquisition of Birla Textile Mills

- ❖ Acquisition of Birla Textile Mills (BTM) has been concluded on September 30, 2015 on receiving statutory approvals and payment of Rs. 213.54 crore i.e. Rs. 232.63 crore less term loans of Rs. 19.09 crore from banks outstanding as on appointed date of April 01,2015
- ❖ BTM, with a capacity of 83,376 spindles manufactures cotton, synthetic & blended yarn in Grey & Dyed form
- ❖ STIL's total spinning capacity has enhanced to 3,77,112 spindles post-acquisition

Brown field project - Capacity Expansion of Value Added Products at Rajasthan

- ❖ Commenced work on the project – adding 35,280 spindles at its Bhawanimandi, Rajasthan facility at a project cost of Rs. 270 crore
- ❖ Progress of expansion project as per schedule; Civil work is ongoing and orders for most of key plant & machinery have been placed
- ❖ Project to be funded by mix of internal accruals and debt; Financial closure achieved
- ❖ Dedicated capacity focused towards producing Value Added Cotton Mélange and Cotton Blended Dyed Yarn

Home Textiles Division Expansion on track

- ❖ Placed order for 20 Nos. single width looms and 20 Nos. Jacquard attachment; also placed orders for 4 No. Electronic Chenille machines, 1 No. Multi chamber stenter forming part of the expansion project – deliveries expected in May-June 2016
- ❖ Project is to be completed in phases; with first phase of 16 looms installed and commissioned in July 2015
- ❖ Post completion, capacity in its existing facility will increase to 9.6 million metres p.a.; total project cost of Rs. 88.5 crore
- ❖ Increased presence in Home Textile segment will result in further strengthening of Company's end to end operations – Yarn to Home Textile

Modernisation Update

- ❖ Invested around Rs. 60 crore during 9MFY16, towards technology up-gradation and debottlenecking, etc.
- ❖ This will result in further improvement of efficiencies and plant utilization
- ❖ Intends to deploy further amount of ~Rs. 66 crore during the year towards the same

Credit Rating upgrades during the Year

- ❖ CARE upgrades STIL rating to **CARE AA-** from CARE A+ signifying high degree of safety and CARE A1+ (A One Plus) for short term bank facilities
- ❖ India Ratings and Research Private Limited (FITCH Group) upgrades STIL to “**IND AA-**”; **Outlook Stable** from IND A+ and IND A1+ (A one Plus) for short term bank facilities

Felicitated with Awards for Export Performance

- ❖ STIL is felicitated with the prestigious “**Synthetic and Rayon Textiles Export Promotion Council’s (SRTEPC)**” Gold Trophy for Best Export Performance for Exports of Fabrics to “Focus SAARC” countries for the year 2014-15 and Silver Trophy for the Second Best Export Performance of Spun Yarn for the year 2014-15 by Shri Santosh Kumar Gangwar, Hon’ble Minister of State for Textiles (Independent Charge) on January 23, 2016 in Mumbai



Q3 & 9M FY16 - Financial highlights

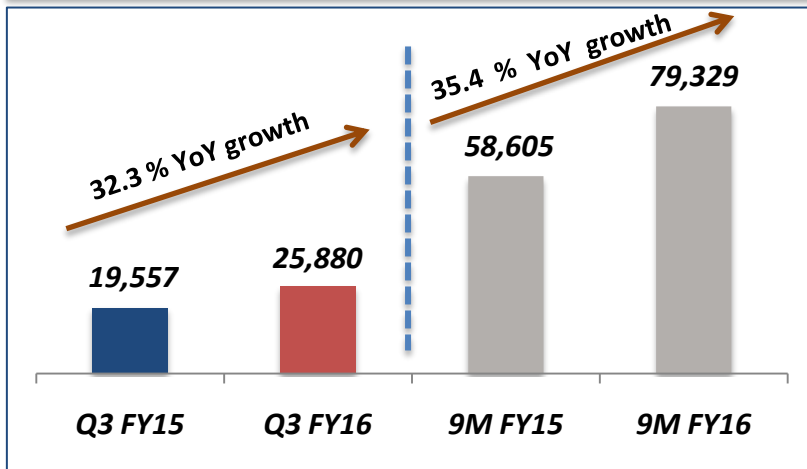
Delivering Consistent Profitability

Rs. In Cr	Q3 FY16 *	Q3 FY15	YoY %	9M FY16*	9M FY15	YoY %
Total income	559	468	19.3%	1,744	1,440	21.1%
Raw Material including increase/ decrease in stocks & goods purchased	320	274		1,017	863	
Employee Cost	60	44		175	129	
Other Expenses	103	83		318	244	
EBITDA	76	67	13.7%	234	204	14.7%
EBITDA margin (%)	13.6%	14.2%		13.4%	14.2%	
Depreciation	22	18		65	49	
Finance Cost	13	14		40	39	
Profit Before Tax	41	35		129	115	
Tax	15	13		34	27	
Profit After Tax	26	22	21.0%	95	88	7.4%
Earnings Per Share (Rs)	16.11	13.32		57.71	53.74	

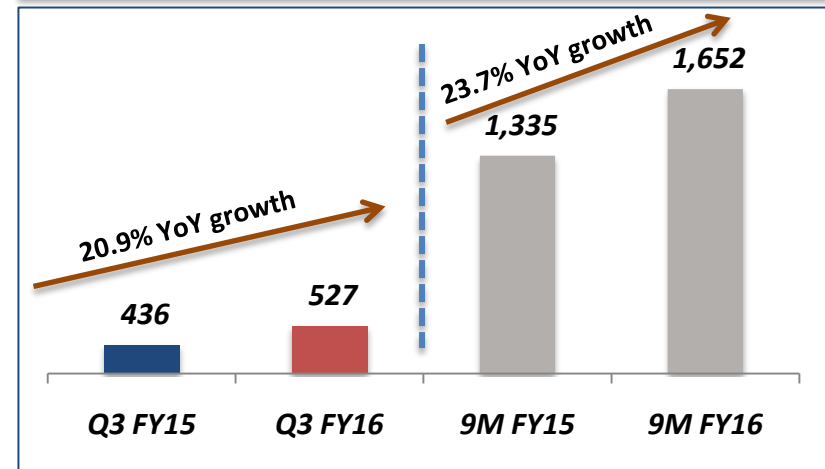
* Note: The financial results for Q3 FY16 and 9M FY16 are inclusive of financial results of recently acquired unit Birla Textile Mills

Registering strong growth in Yarn Business

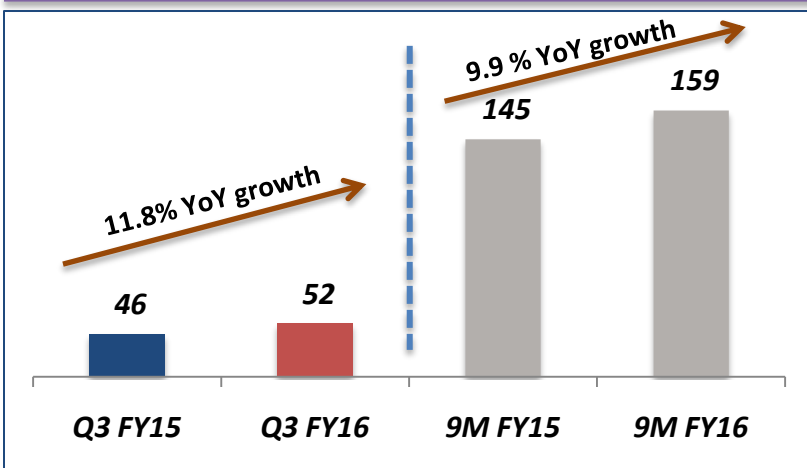
Sales (MT)



Revenue (Rs. Cr.)



EBIT (Rs. Cr.)



❖ Revenue at Rs. 527 crore for Q3FY16 improved as against Rs. 436 crore for the corresponding quarter last year; and Rs. 1,652 crore for 9MFY16 improved as against Rs. 1,335 crore for the corresponding period last year mainly on account of

- Creation of additional capacity for producing value added Cotton Mélange and Cotton Blended Dyed Yarn and
- Acquisition of Birla Textile Mills

This has enabled Company to sustain profitability

Mr. C. S. Nopany, Chairman



The global economic environment has been challenging with falling commodity prices and slowdown in world economy. Furthermore, a sluggish domestic rural economy has further aggravated the situation resulting in poor overall demand. Despite these challenging times, I am pleased that Sutlej has been able to sustain its profitability by focusing on operational efficiency and capacity enhancement.

Our growth plan remains unaltered as the expansions in our Spinning capacity for producing value added Cotton Mélange, Cotton Blended Dyed Yarns and of Home Textiles capacity are progressing as per schedule. We are hopeful that this will help us to deliver sustained performance.



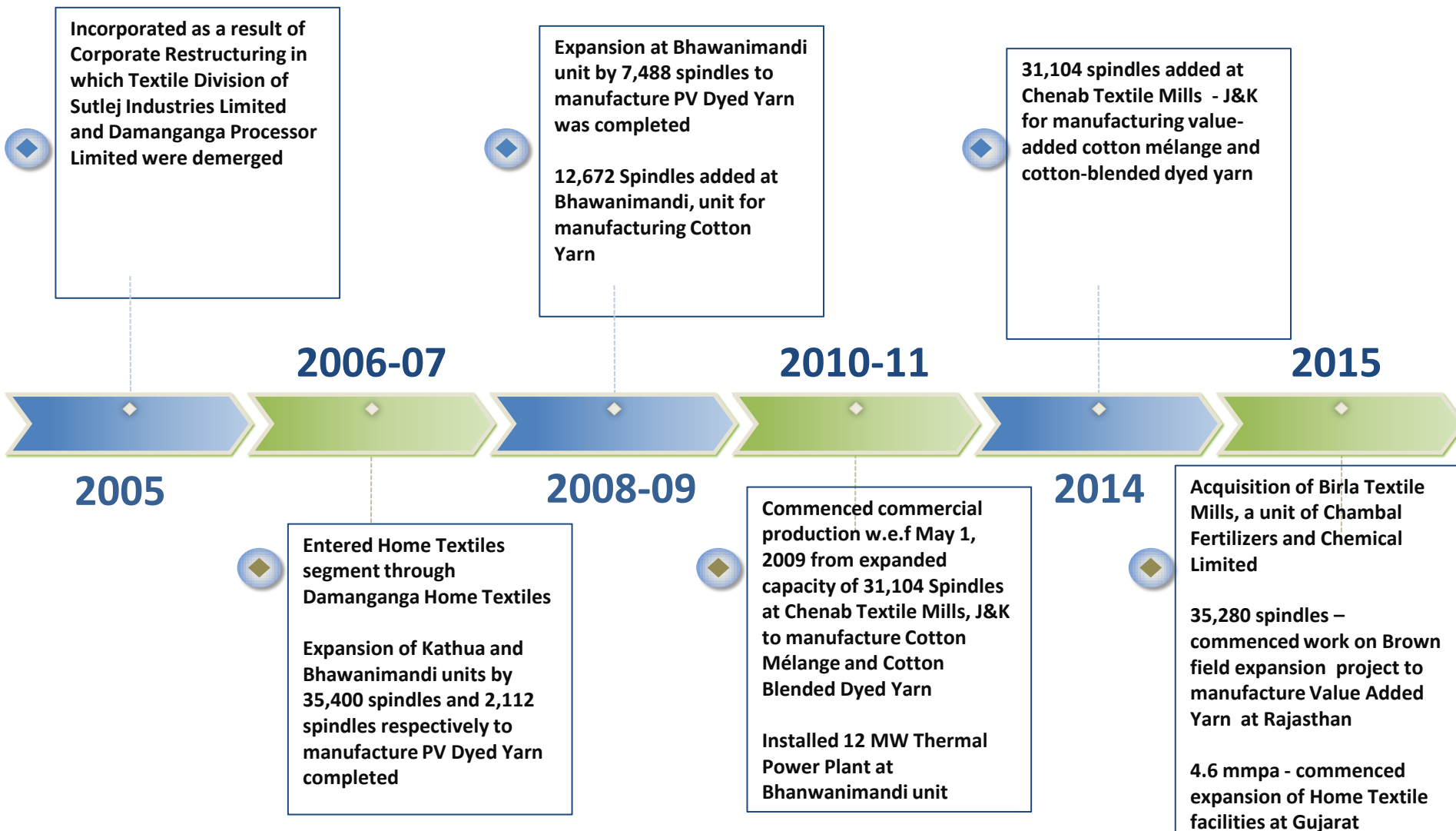
Corporate overview

Company Overview

- ❖ **India's largest Spun-dyed Yarn manufacturer and leading textile player with presence across value chain – from Yarn to Home Textile**
 - Increasing capacity of high margin Value-Added Products - Cotton Mélange Yarn & Cotton Blended Dyed Yarn
- ❖ **State-of-the-art manufacturing facilities located at Rajasthan, Jammu & Kashmir, Himachal Pradesh and Gujarat**
 - 377,112 spindles capacity of Yarn
 - 6 Million Meters Per Annum capacity of Home Textiles
- ❖ **Global footprint with presence spans over 60 countries across Europe, North America, South-East Asia**
- ❖ **Longstanding relationship with marquee clients like Page Industries, Siyaram's, Donear, Shivalik Print, Arrow, Grasim**
- ❖ **A publicly-held company with its shares traded on the National Stock Exchange of India Limited (NSE) and BSE Limited (BSE).**
- ❖ **Strong Credit Ratings:**
 - CARE AA- from CARE and IND AA- with Outlook Stable from India Rating, A Fitch Group Company for long term bank facilities
 - CARE A1+ from CARE and IND A1+ from India Ratings, A Fitch Group Company for short term bank facilities



Journey from Spun-dyed yarn manufacturer to ...



... strengthen end to end operations – Yarns to Home Textile

Board of Directors

Mr. C.S. Nopany	Executive Chairman
Mr. U.K. Khaitan	Independent Non Exec Director
Mr. Amit Dalal	Independent Non Exec Director
Mr. Rajan Dalal	Independent Non Exec Director
Ms. Sonu Bhasin	Independent Non Exec Director
Mr. Rajiv K. Podar	Independent Non Exec Director
Dr. Mahmoodur Rahman	Independent Non Exec Director
Mr. Dilip Ghorawat	Whole Time Director & Chief Financial Officer



Key Executives

Mr. S.K. Khandelia	President & CEO
Mr. D.R. Prabhu	Company Secretary



Competitive Advantages

Yarn – Consistent capacity addition over years

Home Textile... doubling capacity by FY17

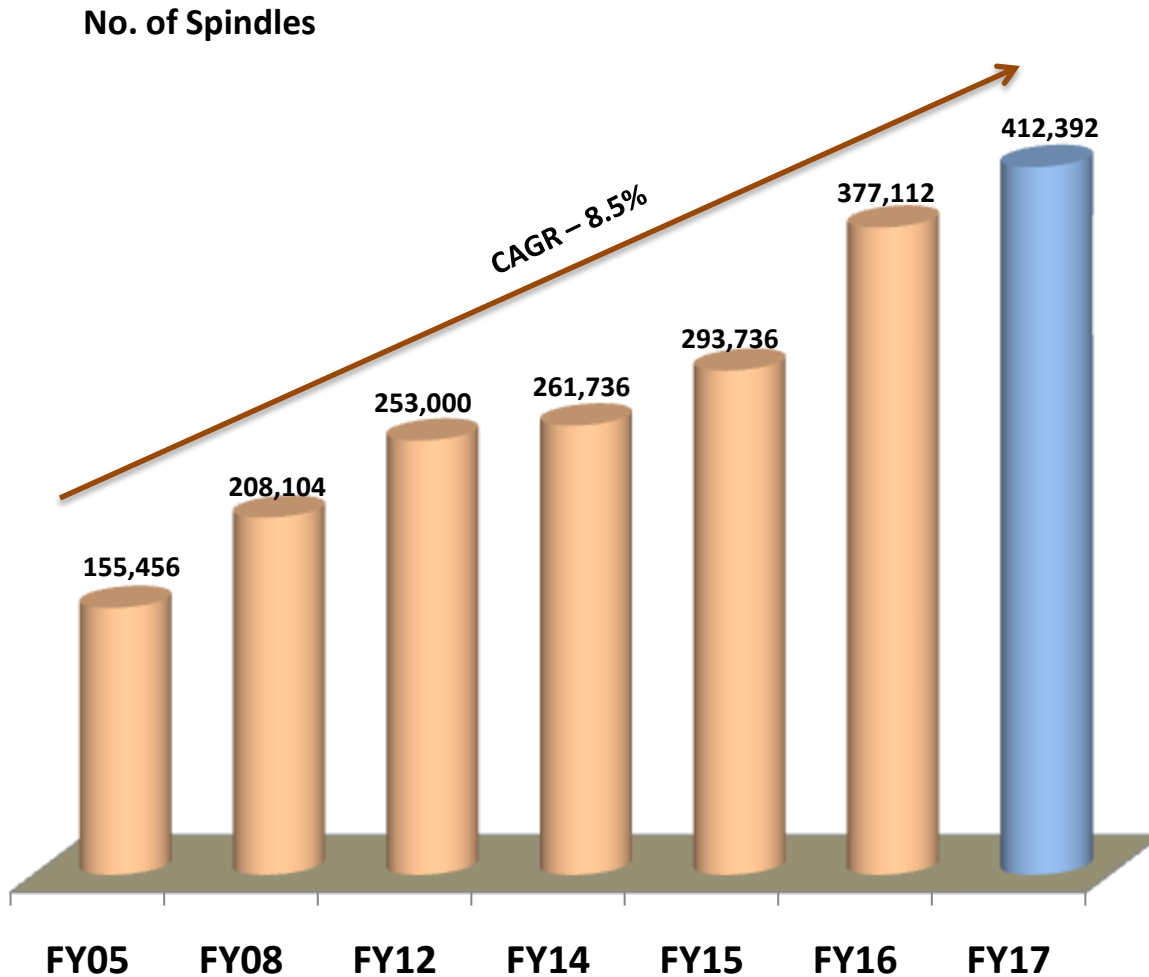
State of the art manufacturing facilities

Wide Distribution Network and Marquee Clientele

Diverse and Wide Product Portfolio



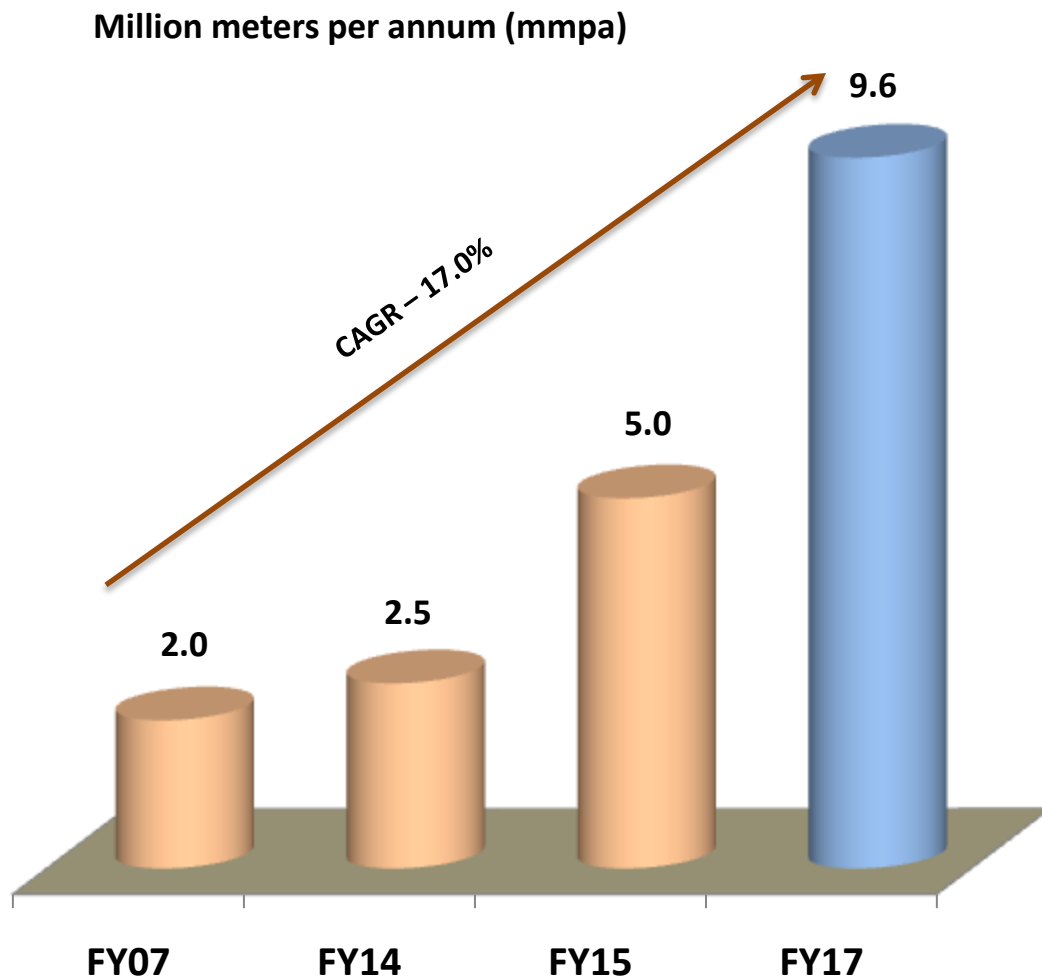
Yarn - Consistent capacity addition over the years



- ❖ Invested in modernization
- 56% of spindle age are less than a decade old
- ❖ Increasing share of Value-added product portfolio
 - Cotton Mélange Yarn
 - Dyed Synthetic Yarn
- ❖ Larger Scale of Production leading to optimum utilization of resources

... through multiple capacity expansions as well as profitable acquisitions

Home Textile... Doubling capacity by FY17



- ❖ Entered the Home Textiles segment in 2006-07
- ❖ Capacity to expand by 4.6 mmpa to 9.6 mmpa by FY17
- ❖ Product range includes
 - Furnishing Fabrics
 - Curtain Fabrics
 - Upholstery Fabrics
 - Bedcovers and Bedsreads
- ❖ Current Capacity utilisation over 83%
- ❖ Contributes ~4% to the overall revenues to Company

... Bring economy of scale and strengthen Company's end to end operations

State-of-the-art Manufacturing facilities...



**Chenab
Textile Mills**



**Rajasthan
Textile Mills**



**Birla
Textile Mills**



**Damanganga
Home Textile**

Location

Kathua,
Jammu & Kashmir

Bhawanimandi,
Rajasthan

Baddi,
Himachal Pradesh

Daheli,
Gujarat

Products

- ❖ Cotton Mélange Yarns
- ❖ Man-made Fibre Yarns

- ❖ Cotton Yarns
- ❖ Man-made Fibre Yarns

- ❖ Cotton Yarns
- ❖ Man-made Fibre Yarns

- ❖ Home textiles
furnishings

**Present
Capacity**

96,104 Spindles for
Cotton Mélange Yarns;

107,200 Spindles for
Man-made Fibre Yarns

90,432
Spindles

83,376
Spindles

6 million metres
per annum

... Strategically located near the marketing centers

Wide distribution network and marquee clientele

Presence and strong brand image across globe in over 60 countries...



Expanded global foot print to 10 new location in FY15...
...De-risk over dependence on few geography

Evolved as vendor to...



SHIVALIK PRINTS LTD.



Page Industries



...partner to a comprehensive textile solution provider

- ❖ One stop shop for all kinds of spun dyed yarns
- ❖ Focus on value added yarns that fetched superior realisations like Cotton Mélange Yarn, Dyed Synthetic Yarn
- ❖ Diversified offerings with presence across value chain with – Yarns & Home Textile

Cotton blended mélange yarn



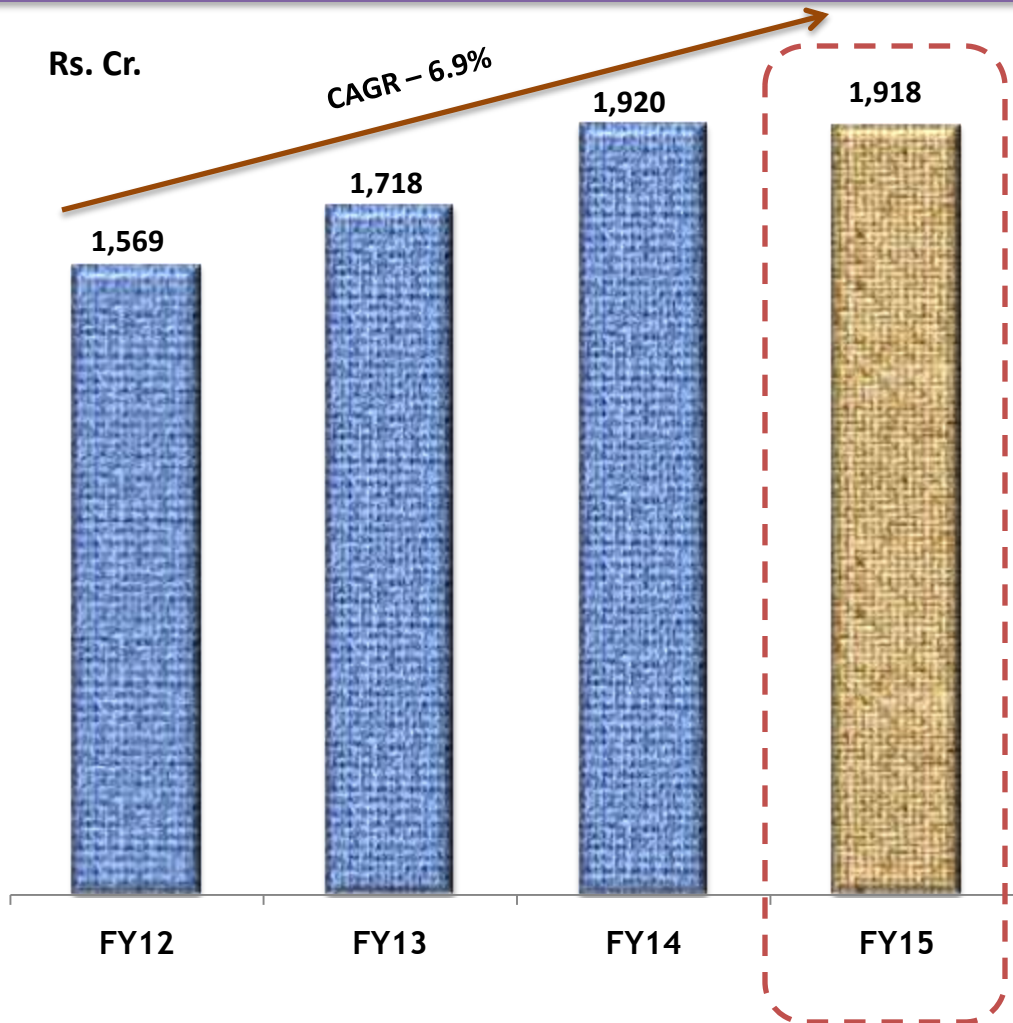
... helps to navigate trend shifts



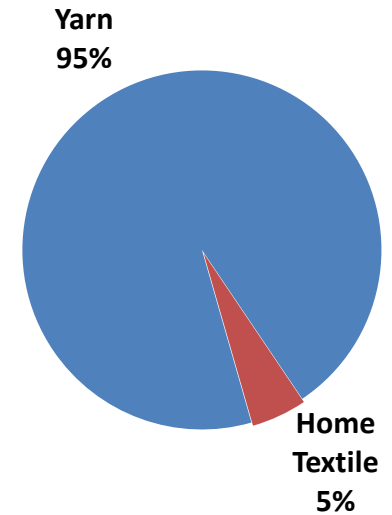
Annual Financial Highlights

Stable Revenue Growth...

Total Revenue...

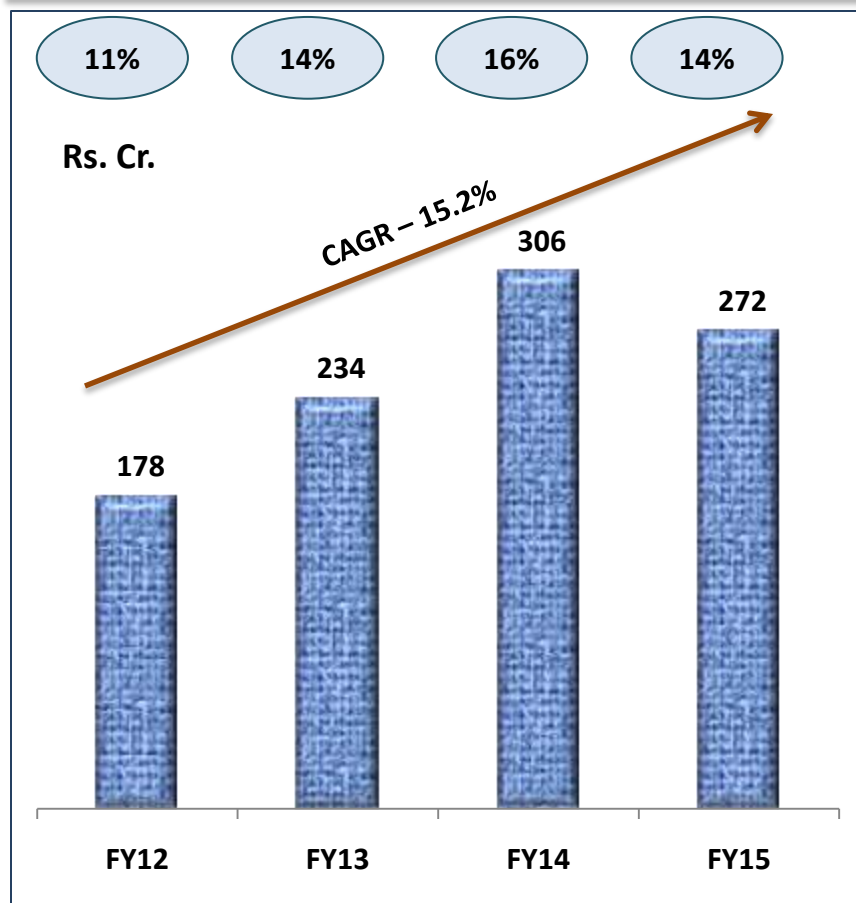


Segment break-up

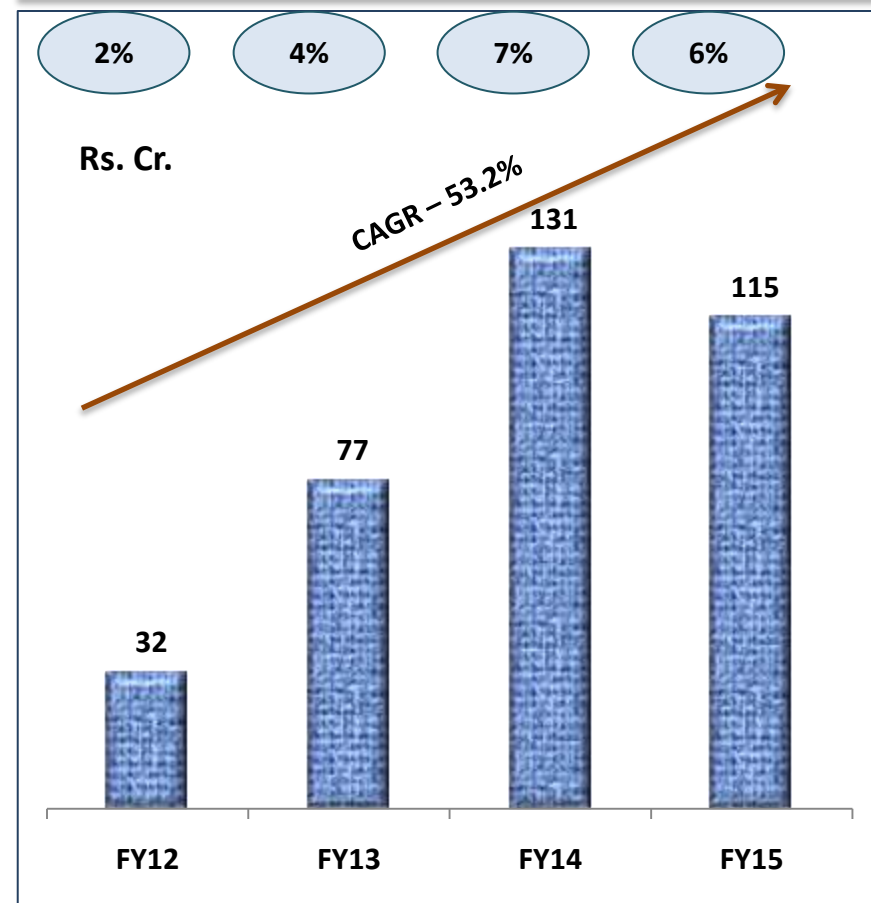


... with consistent track record of profitability...

EBITDA & EBITDA margin (%)



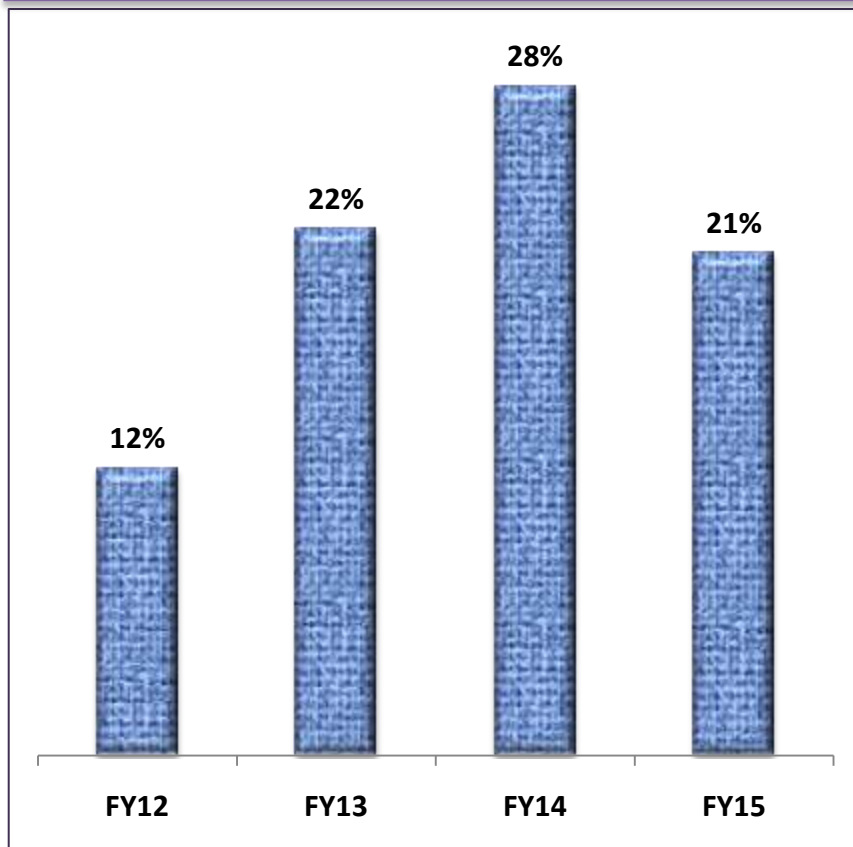
Net Profit & Net margin (%)



Increasing share of Value Added Products in Portfolio likely to help margin improvement

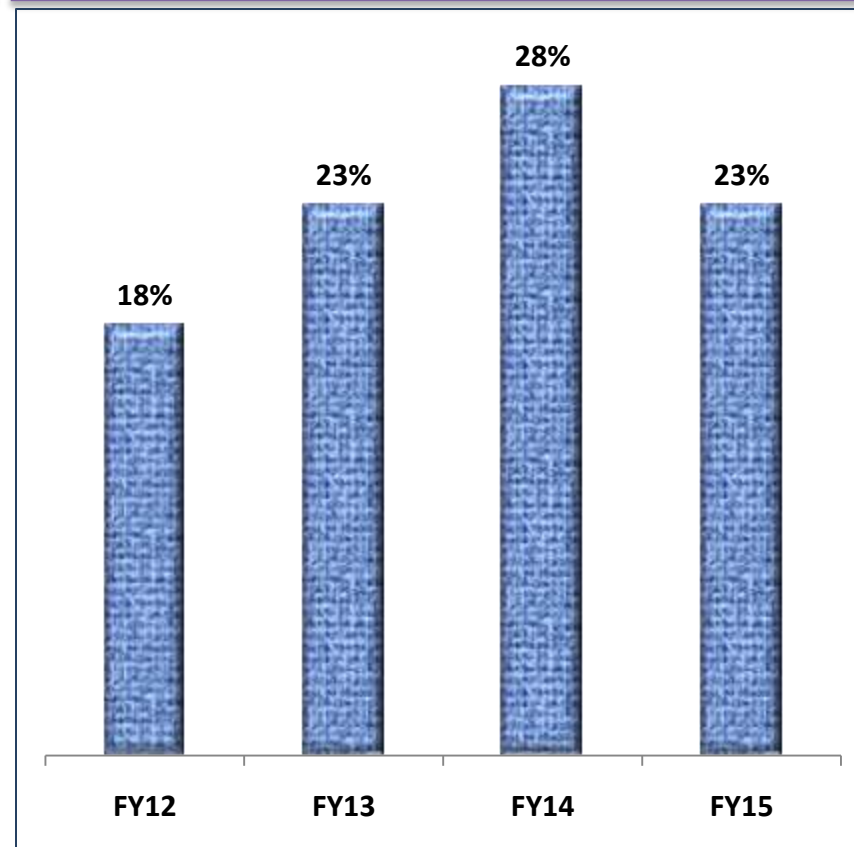
... healthier return ratios in the industry

Return on Equity (RoE)



RoE = Profit After Tax/Networth

Return on Capital Employed (RoCE)

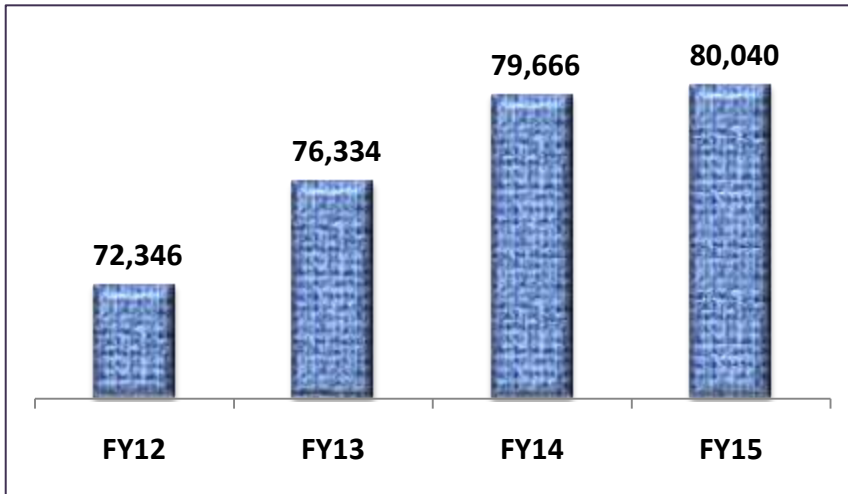


RoCE = EBITDA/Capital Employed (Networth + Debt)

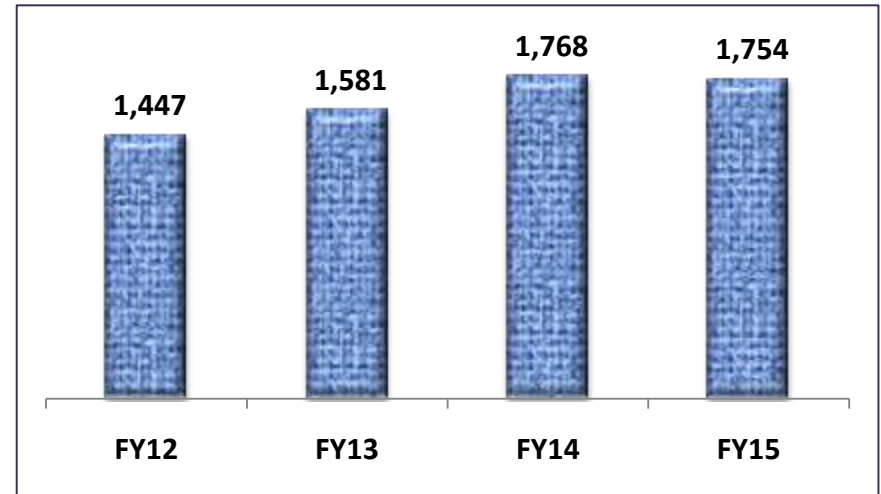
Consistently generating over 20% Return

Yarn – Operational Performance

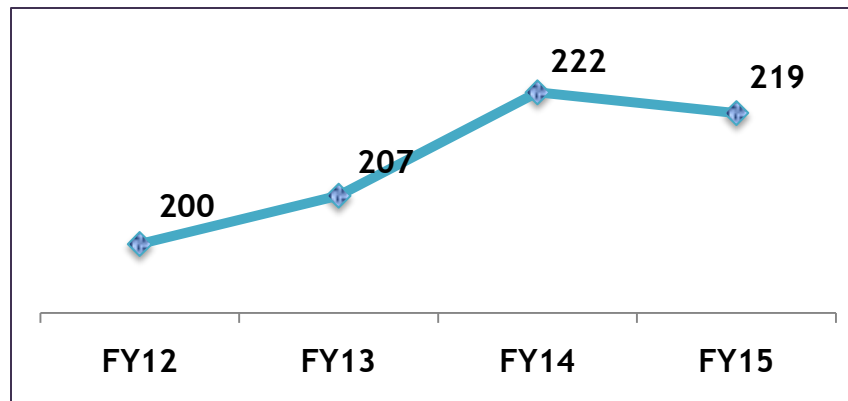
Sales (MT)



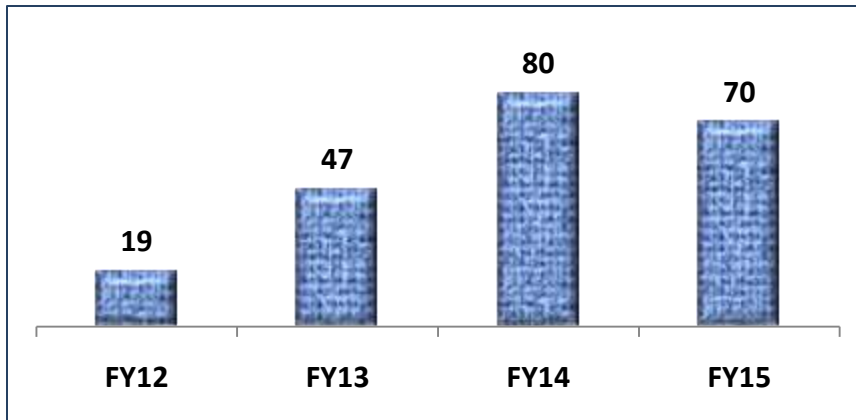
Revenue (Rs. Cr.)



Average Sales Realisation (Rs./ Kg)

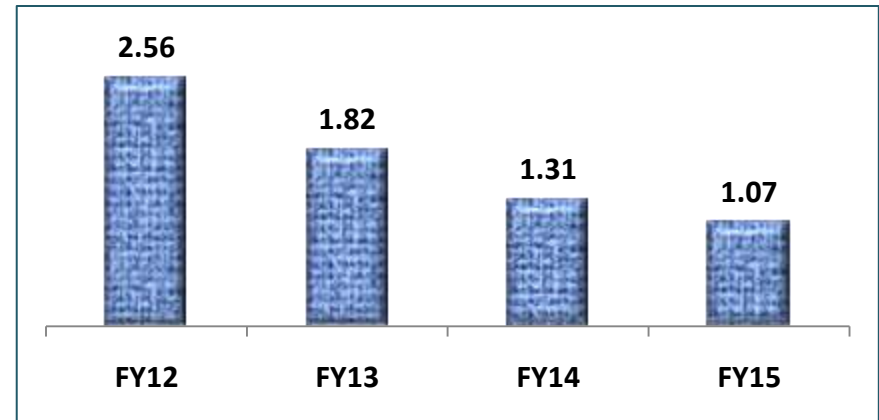


EPS* (Rs)

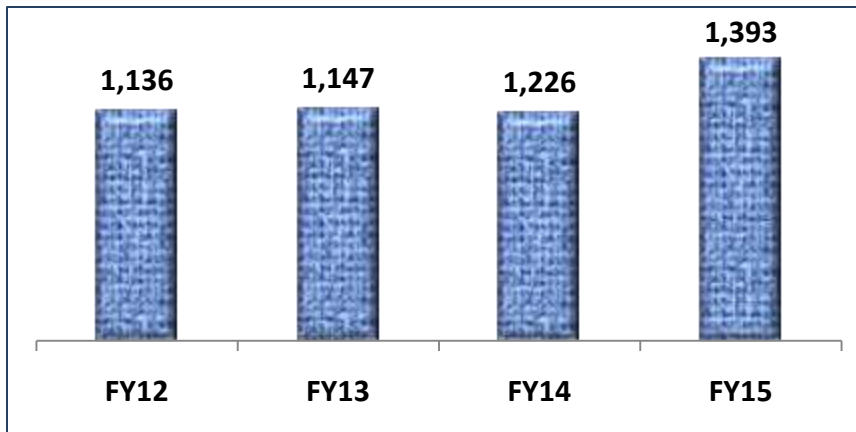


* Adjusted figures post incorporating bonus effects (Company allotted Bonus shares in the ratio of 1:2 during June 2013)

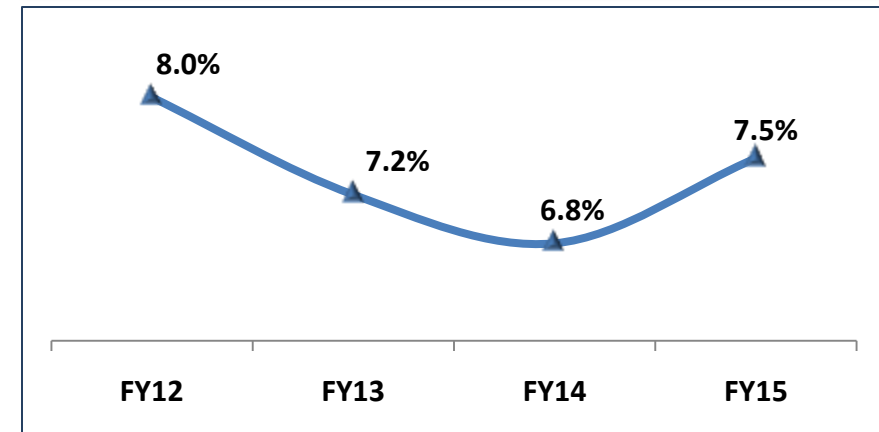
Total Debt/Equity Ratio (x)



Gross Block (Rs. Cr.)



Avg. Interest Rate of Term Loans (%) (After TUF Subsidy)



Key Financial highlights

Particulars	Rs. Crs.			USD mn		
	FY13	FY14	FY15	FY13	FY14	FY15
Total Revenues	1,718	1,920	1,918	324	337	315
EBITDA	234	306	272	44	54	45
EBITDA Margin %	14%	16%	14%	14%	16%	14%
PAT	77	131	115	15	23	19
PAT Margin %	4%	7%	6%	4%	7%	6%
Total Assets	1,149	1,273	1,341	217	223	220
Net Worth	346	462	558	65	81	92
Long Term Debt	338	267	339	64	47	56
Total Debt	652	630	598	123	111	98
ROCE	23%	28%	23%	23%	28%	23%
ROE	22%	28%	21%	22%	28%	21%
Long Term Debt – Equity	1.0	0.6	0.6	1.0	0.6	0.6
EPS* - Basic & Diluted	47	80	70	0.9	1.4	1.1

**Adjusted figs post incorporating bonus effect (during June 2013, STIL allotted bonus shares in the ratio 1:2)
USD calculations based on Avg rate: FY13: Rs. 53/ USD; FY14: Rs. 57/USD; FY15: Rs. 61/USD*



Business Outlook

01

Niche Value Added Products

Consistent production of high margin value added products to result in greater proportion of Cotton Mélange and Cotton Blended Dyed Yarn in the overall mix

02

Growing Core Business

Acquisition of BTM & enhancing spindles capacities towards manufacturing Cotton Mélange and Cotton Blended Dyed Yarn to offer synergies and economies of scale

03

Renewed Focus on Core Business

Sharpened focus on core yarn business coupled with renewed strategy for home textile segment to result in improved and diversified product mix

04

Value Generators

Capacity ramp up of value added items, increased capacity under home textile business and lowering of leverage to drive margins and profitability

05

Growth Drivers

Changing lifestyle, rising disposable income, demand for quality products, recovery in developed economies; rising labor cost & instability in neighboring countries

Indian Textile Sector - Present

**\$108
Billion**

● **Indian Textile sector current size**

2nd

● **Largest employment generator, Employs 45 mn people directly**

49

● **Million spindles capacity across ~1,300 mills**

13%

● **Share in country's export earnings**

14%

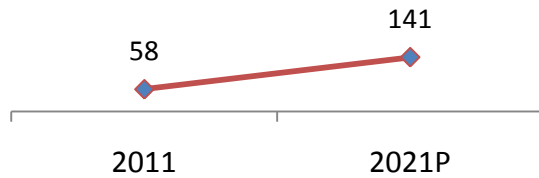
● **Contribution to India's industrial production**

4%

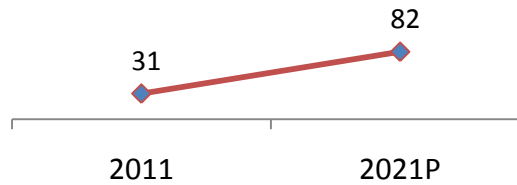
● **Contribution to India's gross domestic product**

Indian Textile Sector - Potential

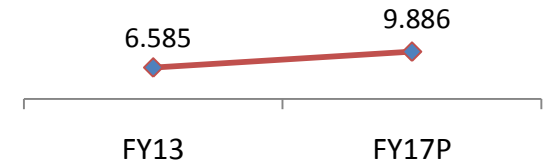
Domestic textile & apparel industry
(\$ bn)



Textile & apparel exports (\$ bn)



Total Fibre Production (Mn Kg)



Source: Ministry of Textiles,
Planning Commission, Technopak,
Aranca Research

Mkt Value
(2013) :
USD100 bn

- Robust Demand
- Competitive Advantage
- Policy Support
- Increasing Investments

Mkt Value
(2020 E) :
USD 220 bn



The sector is expected to witness significant growth resulting in expanding from present size - \$100bn in 2013 to \$220bn by 2020

About Us



Sutlej Textiles and Industries Ltd (STIL) (part of S&P BSE SMALL CAP Index), an ISO 9001:2008 certified Company, is one of India's largest spun dyed yarn manufacturer. Under the leadership of Mr. C S Nopany, Chairman of STIL, a Chartered Accountant and Master of Science in Industrial Administration from Carnegie Mellon University, the Company has focused on value added yarns namely – Dyed Yarn, Cotton Mélange yarn, Modal yarn, Tencil yarn, Bamboo yarn, Linen blended yarn etc. and build significant presence across the value chain. Over the years, the Company has also successfully carved out a niche for itself and emerged as a leading player in the dyed yarn segment. The total spinning capacity post the acquisition of BTM, has increased to 377,112 spindles.

STIL has a strong global clientele and exports to more than 60 countries. It has presence across major developed and emerging economies like Australia, Argentina, Bangladesh, Bahrain, Belgium, Brazil, Canada, China, Chile, Cuba, Egypt, France, Germany, Hong Kong, Italy, Morocco, New Zealand, Peru, Philippines, Poland, Portugal, Russia, Saudi Arabia, Sri Lanka, Turkey, United States of America, the United Arab Emirates (UAE), The United Kingdom and Vietnam, among others.

STIL has also been recipient of numerous prestigious awards like Niryat Shree – Gold trophy award for its Export performance in spun yarn; Gold trophy by SRTEPC for best performance for export of fabrics to focused Latin American countries and Silver trophy by SRTEPC for Second best export performance in spun yarn category.

For further information, please contact:

Company :

Sutlej Textiles and Industries Ltd

CIN: L17124RJ2005PLC020927

Mr. Dilip Ghorawat

Whole Time Director & CFO

dilipg@sutlejt看iles.com

Tel: +91 22 4219 8800

www.sutlejt看iles.com

Investor Relations Advisors :

Stellar IR Advisors Pvt. Ltd.

Ms. Savli Mangle - msavli@stellar-ir.com

Mr. Vikash Verma - vikash.verma@stellar-ir.com

Tel: +91 22 2823 0380/81

www.stellar-ir.com

sutlej
textiles and industries limited

THANK YOU

