

February 8, 2016

BSE Limited  
P.J.Towers  
Dalal Street  
Mumbai – 400 001.

National Stock Exchange of India Limited  
Bandra Kurla Complex  
Bandra East  
Mumbai – 400 051.

Sirs


Sub: Clause 51 of the Listing Regulations - Operational data for the quarter ended January 2016.

In terms of clause 51 of the Listing Regulations, we are enclosing herewith the operational data of our sugar factories for the quarter ended January 2016.

Kindly take the above information on your records.

Thanking you

For and on behalf of  
**RAJSHREE SUGARS & CHEMICALS LIMITED**

  
M. PONRAJ  
Company Secretary

Enc: as above

**RAJSHREE SUGARS & CHEMICALS LIMITED, COIMBATORE**

**UNIT I - VARADARAJNAGAR, THENI DISTRICT**

**OPERATIONAL DATA**

**SUGAR**


Sl. No.	Particulars	Units	Season 2015-16		Season 2014-15	
			January	Season to date	January	Season to date
				January		January
1	Cane crushed	MTs	13,789	13,789	-	-
2	Sugar production	MTs	709	709	-	-
3	Sugar Sales	MTs	495	2,878	21	3,495

**MOLASSES**

Sl. No.	Particulars	Units	Season 2015-16	
			January	Season to date
				January
1	Production	MTs	264	264
2	Own consumption & sales	MTs	3,845	4,689

**COGENERATION**

Sl. No.	Particulars	Units	Season 2015-16	
			January	Season to date
				January
1	Power Generated	Lakh Units	8.45	8.45
2	Captive consumption	Lakh Units	5.10	5.10
3	Export to Grid	Lakh Units	3.35	3.35



**RAJSHREE SUGARS & CHEMICALS LIMITED, COIMBATORE**

**UNIT II - MUNDIYAMPAKKAM, VILLUPURAM TALUK & DISTRICT**

**OPERATIONAL DATA**

**SUGAR**


Sl. No.	Particulars	Units	Season 2015-16		Season 2014-15	
			January	Season to date	January	Season to date
				January		January
1	Cane crushed	MTs	123,158	160,421	43,584	43,584
2	Sugar production	MTs	11,109	13,381	3,053	3,053
3	Sugar Sales	MTs	5,240	38,807	1,594	31,333

**MOLASSES**

Sl. No.	Particulars	Units	Season 2015-16	
			January	Season to date
				January
1	Production	MTs	6,335	7,664
2	Own consumption & sales	MTs	852	8,218

**COGENERATION**

Sl. No.	Particulars	Units	Season 2015-16	
			January	Season to date
				January
1	Power Generated	Lakh Units	143.84	187.62
2	Captive consumption	Lakh Units	41.00	53.15
3	Export to Grid	Lakh Units	102.84	134.47



**RAJSHREE SUGARS & CHEMICALS LIMITED, COIMBATORE****UNIT III - SEMMEDU VILLAGE, GINGEE TALUK, VILLUPURAM DISTRICT****OPERATIONAL DATA****SUGAR**

Sl. No.	Particulars	Units	Season 2015-16		Season 2014-15	
			January	Season to date	January	Season to date
				January		January
1	Cane crushed	MTs	78,952	91,749	21,444	21,444
2	Sugar production	MTs	6,710	7,247	899	899
3	Sugar Sales	MTs	4,088	19,681	3,256	12,390

**MOLASSES**

Sl. No.	Particulars	Units	Season 2015-16	
			January	Season to date
				January
1	Production	MTs	3,705	4,105
2	Own consumption & sales	MTs	2,521	8,589

**COGENERATION**

Sl. No.	Particulars	Units	Season 2015-16	
			January	Season to date
				January
1	Power Generated	Lakh Units	110.36	154.88
2	Captive consumption	Lakh Units	39.44	72.82
3	Export to Grid	Lakh Units	70.92	82.06

