



KNR Constructions Limited

Dated 13th February 2016

Ref: KNRCL/SD/2016/21 & 22

To
Dept. of Corporate Services,
Bombay Stock Exchange Limited
P J Towers, Dalal Street,
Fort, MUMBAI - 400001

To
National Stock Exchange of India Limited
"Exchange Plaza",
Bandra Kurla Complex,
Bandra (E), MUMBAI - 400051

Fax: +91 - 22- 2272 2037 / 39 / 41
+91 22 2272 3121 / 3719 / 1557

Fax: +91- 22- 6641 8124 / 25 / 26
+91 22 2659 8237 / 38 ,
+91 22 2659 8347 / 48

Sir,

Sub: - Proceedings of the Board Meeting


Ref:-KNR Constructions Limited, BSE Code: 532942,
NSE Symbol: KNRCON

With reference to the above, we wish to inform you that in the just concluded Meeting of the Board of Directors of the Company, inter-alia considered and approved the Un-audited Financial Results (Standalone) for the Quarter / Nine Months ended 31st December 2015

This is for your information and records.

Yours sincerely,
for KNR Constructions Limited

M. V. Venkata Rao
M. V. VENKATA RAO
Company Secretary



KNR CONSTRUCTIONS LIMITED



CIN: L74210DL1995PLC238364

Regd. Office: C-125, Anand Niketan, New Delhi - 110021

Corp. Office: KNR House , 3rd & 4th Floor, Plot No: 114, Phase-I, Kavuri Hills, Hyderabad - 500 033

Ph: 040 -40268759 / 61 /62 Fax: 040-40268760; website: knrcl.com; E-mail: investors@knrcl.com

EXTRACT OF STANDALONE UNAUDITED RESULTS FOR THE QUARTER AND NINE MONTHS ENDED 31ST DECEMBER, 2015

(Rupees In Lakhs)


PARTICULARS	QUARTER ENDED	NINE MONTHS	QUARTER
	31-12-2015	ENDED	ENDED
	Un-Audited	31-12-2015	31-12-2014
		Un-Audited	Un-Audited
Total income form operations (net)	21,855.64	60,670.74	21,355.87
Net Profit / (Loss) from ordinary activities after tax	3,280.38	10,317.31	1,488.31
Net Profit / (Loss) for the period after tax (after Extraordinary items)	3,280.38	10,317.31	1,488.31
Equity Share Capital	2,812.35	2,812.35	2,812.35
Reserves (excluding Revaluation Reserve as shown in the Balance Sheet of previous year)*	-	-	-
Earnings Per Share (before extraordinary items) (Face Value of Rs. 10/-)			
Basic: (Rs.)	11.66*	36.69*	5.29*
Diluted: (Rs.)			
Earnings Per Share (after extraordinary items) (Face Value of Rs. 10/-)			
Basic: (Rs.)	11.66*	36.69*	5.29*
Diluted: (Rs.)			

* Not Annualized

* Reserves excluding Revaluation Reserves: In Standalone for the period ended March 31, 2015 was Rs. 54,108.20 Lakhs.

Notes:

1. The above results have been reviewed by the Audit Committee and taken on record by the Board of Directors in their meeting held on 13-02-2016
2. The statutory auditors have conducted a limited review of the above results.
3. The figures have been regrouped and/or rearranged
4. The above is an extract of the detailed format of Quarterly Financial Results filed with the Stock Exchange under Regulation 33 of SEBI (Listing and Other Disclosure Requirements) Regulations, 2015. The full format of the Quarterly Financial Results is available on the Stock Exchange website namely, BSE Limited (www.bseindia.com) and National Stock Exchange of India Limited (www.nseindia.com), and on the Company's website: www.knrcl.com



For KNR Constructions Ltd.,

K. Narasimha Reddy
K. Narasimha Reddy
Managing Director

Place : Hyderabad

Date : 13-02-2016

KNR CONSTRUCTIONS LIMITED

CIN: L74210DL1995PLC238364

Regd. Office: C-125, Anand Niketan, New Delhi - 110021

Corp. Office: KNR House , 3rd & 4th Floor, Plot No: 114, Phase-I, Kavuri Hills, Hyderabad - 500 033

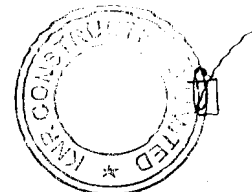
Ph: 040 -40268759 / 61 /62 Fax: 040-40268760; website: knrcl.com; E-mail: investors@knrcl.com



STATEMENT OF STANDALONE UNAUDITED RESULTS FOR THE QUARTER AND NINE MONTHS ENDED 31ST DECEMBER, 2015

(Rupees In Lakhs)

Sl. No.	PARTICULARS	STANDALONE					
		THREE MONTHS ENDED			NINE MONTHS ENDED		YEAR ENDED
		31-12-15	30-09-15	31-12-14	31-12-15	31-12-14	31-03-15
		Un-Audited	Un-Audited	Un-Audited	Un-Audited	Un-Audited	Audited
No. of Months							
		3	3	3	9	9	12
PART I							
1.	Income from Operations						
	a) Net sales / income from operations (net of excise duty)	22,411.12	23,497.33	23,228.71	64,105.88	64,768.80	93,085.52
	Less: Company's Share in Joint Ventures	2,062.52	2,230.76	1,912.41	5,027.47	2,787.52	5,483.22
	Net Sales/ Income From Operations	20,348.60	21,266.57	21,316.30	59,078.41	61,981.28	87,602.30
	b) Other Operating Income	1,507.04	427.52	39.57	1,592.33	65.05	10.81
	Total income from Operations (Net)	21,855.64	21,694.09	21,355.87	60,670.74	62,046.33	87,613.11
2.	Expenses						
	a) Cost of materials consumed	5,841.14	6,615.07	8,839.57	20,850.66	23,998.11	33,699.91
	b) Changes in inventories of finished goods, Work-in-progress and Stock-in-trade	-	-	-	-	-	-
	c) Sub contract Expenses	2,267.47	5,070.67	4,137.38	8,907.60	12,705.65	16,062.09
	d) Spreading & Ascertainment Expenses	5,992.82	2,724.67	2,208.56	10,576.47	7,036.44	9,893.20
	e) Employee benefits expense	1,057.10	1,154.20	763.04	3,125.13	2,705.06	3,807.52
	f) Depreciation and amortization expense	1,082.95	1,078.43	1,288.87	3,215.70	4,148.17	5,405.58
	g) Other expenses	2,040.71	2,215.40	2,205.28	6,113.47	6,457.31	11,535.96
	Total Expenses	18,282.19	18,858.44	19,642.70	52,859.12	57,050.74	80,404.42
3.	Profit / (loss) from operations before other income, finance costs and exceptional items (1-2)	3,573.45	2,835.65	1,713.17	7,811.62	4,995.59	7,208.69
4.	Other Income	163.33	790.30	201.25	1,512.35	706.00	1,245.70
5.	Profit / (loss) from ordinary activities before finance costs and exceptional items (3-4)	3,736.78	3,625.95	1,914.42	9,323.97	5,701.59	8,454.39
6.	Finance Costs	260.48	344.80	285.93	858.74	906.75	1,224.30
7.	Profit / (loss) from ordinary activities after finance costs but before exceptional items (5 - 6)	3,476.30	3,281.15	1,628.49	8,465.23	4,794.84	7,230.09
8.	Exceptional Items	-	-	-	-	-	-
9.	Profit / (loss) from ordinary activities before tax (7 - 8)	3,476.30	3,281.15	1,628.49	8,465.23	4,794.84	7,230.09
10.	Tax expense						
	Current Tax	430.19	617.04	333.14	1,484.53	995.03	1,517.00
	MAT credit entitlement	(201.68)	(140.61)	(89.90)	(462.31)	(338.95)	(488.14)
	Prior Period Taxes	-	(2,553.91)	(7.04)	(2,553.91)	112.10	112.10
	Deferred Tax	(32.59)	(176.96)	(96.02)	(320.39)	(835.99)	(1,212.11)
11.	Profit / (loss) from ordinary activities after tax (9-10)	3,280.38	5,535.59	1,488.31	10,317.31	4,862.65	7,301.24
12.	Extraordinary items (net of tax expenses)	-	-	-	-	-	-
13.	Net profit / (loss) for the period (11 - 12)	3,280.38	5,535.59	1,488.31	10,317.31	4,862.65	7,301.24
14.	Paid up equity share capital (Face Value Rs.10 per share)	2,812.35	2,812.35	2,812.35	2,812.35	2,812.35	2,812.35
15.	Reserves excluding Revaluation Reserves as per balance sheet of previous accounting year						54,108.20
16.1	Earnings Per Share (before extraordinary items)						
	Basic and Diluted	11.66*	19.68*	5.29*	36.69*	17.29*	25.96
	* Not Annualized						
16.2	Earnings Per Share (after extraordinary items)						
	Basic and Diluted	11.66*	19.68*	5.29*	36.69*	17.29*	25.96
	* Not Annualized						



Sl. No.	PARTICULARS	STANDALONE					
		THREE MONTHS ENDED			NINE MONTHS ENDED		YEAR ENDED
		31-12-15	30-09-15	31-12-14	31-12-15	31-12-14	31-03-15
		Un-Audited	Un-Audited	Un-Audited	Un-Audited	Un-Audited	Audited
No. of Months		3	3	3	9	9	12

PART II

A		Particulars Of Shareholding					
1.	Public Shareholding						
	- Number of Shares	11,037,319	11,037,319	9,198,219	11,037,319	9,198,219	9,698,219
	- Percentage of Shareholding	39.25%	39.25%	32.71%	39.25%	32.71%	34.48%
2.	Promoters and Promoter Group Shareholding						
	a) Pledged / Encumbered						
	- Number of Shares	-	-	-	-	-	-
	- Percentage of Shares (Total Shareholding of Promoter & Promoter Group)	-	-	-	-	-	-
	- Percentage of Shares (Total Share Capital of the Company)	-	-	-	-	-	-
	b) Non-Encumbered						
	- Number of Shares	17,086,141	17,086,141	18,925,241	17,086,141	18,925,241	18,425,241
	- Percentage of Shares (Total Shareholding of Promoter & Promoter Group)	100.00%	100.00%	100.00%	100.00%	100.00%	100.00%
	- Percentage of Shares (Total Share Capital of the Company)	60.75%	60.75%	67.29%	60.75%	67.29%	65.52%

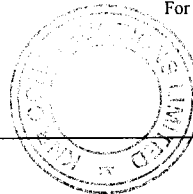
PARTICULARS	3 months ended 31-12-15
-------------	----------------------------

B Investor Complaints	
Pending at the beginning of the quarter.	Nil
Complaints received during the quarter.	Nil
Disposed of during the quarter	Nil
Remaining unresolved at the end of the quarter.	Nil

Notes:

- The above results have been reviewed by the Audit Committee and taken on record by the Board of Directors in their meeting held on 13-02-2016.
- The statutory auditors have carried out a limited review of the above results.
- The company is engaged in only one reportable segment viz. "Construction and Engineering" and at single geographical area namely India.
- Other Operating Income includes our share of Rs. 14.80 Crores in a claim received by one of the Joint Venture Entity.
- Other income includes interest of Rs. 582.75 lakhs on Income Tax refunds of prior years in nine months results ended 31-12-15.
- Prior period taxes includes Income Tax refund of Rs. 2584.12 lakhs pertaining to prior years in nine months results ended 31-12-15.
- During this quarter un-paid dividend of Rs. 64,209/- was transferred to the Investor Education and Protection Fund.
- The figures have been regrouped and/or rearranged wherever considered necessary.

For KNR Constructions Ltd.,



K.N. Reddy
K. Narasimha Reddy
Managing Director

Place: Hyderabad
Date: 13-02-2016

Sukumar Babu & Co.

CHARTERED ACCOUNTANT

513, 'B' Block, Aditya Enclave,
Ameerpet, Hyderabad – 500038
Phone: +91 40 23731173

To
The Board of Directors,
KNR Constructions Limited
KNR House, 4th Floor,
Plot No. 114, Phase – I,
Kavuri Hills,
Hyderabad – 500033

LIMITED REVIEW REPORT TO KNR CONSTRUCTIONS LIMITED

We have reviewed the accompanying statement of unaudited financial results of KNR Constructions Limited for the period ended 31st December 2015. This statement is the responsibility of the Company's Management and has been approved by the Board of Directors. Our responsibility is to issue a report on these financial statements based on our review.

We conducted our review in accordance with the Standard on Review Engagement (SRE) 2400, *Engagements to Review Financial Statements* issued by the Institute of Chartered Accountants of India. This standard requires that we plan and perform the review to obtain moderate assurance as to whether the financial statements are free of material misstatement. A review is limited primarily to inquiries of company personnel and analytical procedures applied to financial data and thus provides less assurance than an audit. We have not performed an audit and accordingly, we do not express an audit opinion.

Based on our review conducted as above, nothing has come to our attention that causes us to believe that the accompanying statement of unaudited financial results prepared in accordance with applicable accounting standards and other recognized accounting practices and policies has not disclosed the information required to be disclosed in terms of Regulation 33 of the SEBI (Listing Obligations and Disclosure Requirements) Regulations, 2015 including the manner in which it is to be disclosed, or that it contains any material misstatement.

For Sukumar Babu & Co.,
Chartered Accountants
(Registration No. 004188S)



C SUKUMAR BABU
(Partner)
Membership No. 024293

Place: Hyderabad
Date: 13.02.2016