

# NAVA BHARAT VENTURES LIMITED

Regd. Off. : NAVA BHARAT CHAMBERS, RAJ BHAVAN ROAD, HYDERABAD-500 082, TELANGANA, INDIA

NAVA BHARAT

NBV/SECTL/1115/2015-16  
March 5, 2016

National Stock Exchange of India Limited  
Exchange Plaza, 5<sup>th</sup> Floor,  
Plot No.C/1, G Block  
Bandra Kurla Complex, Bandra (E)  
MUMBAI – 400 051  
NSE Symbol : 'NBVENTURES'

General Manager –  
Dept. of Corporate Services  
BSE Limited  
Phiroze Jeejeebhoy Towers, Dalal Street  
MUMBAI – 400 001  
Scrip Code : '513023' / 'NBVENTURE'

Dear Sirs,

Sub : Operational Data being submitted to SISMA for the month of February, 2016.

Ref : Regulation 30 of Securities and Exchange Board of India (Listing Obligations and Disclosure Requirements) Regulations, 2015.

--o0o--

We enclose herewith the Operational Data of the Company's Sugar Division for the month of February, 2016, which would be submitted to South Indian Sugar Mills Association (SISMA).

The above figures have not been independently verified or audited. As such, the final figures after audit may vary.

This is for your kind information, please.

Thanking you,


Yours faithfully,  
for NAVA BHARAT VENTURES LTD

Company Secretary  
& Vice President

Encl : as above.

Telephone : (040) 23403501, 23403540 Fax : (040) 23403013  
E-mail : nbvl@nbv.in Website : www.nbventures.com  
Corporate Identity No : L27101TG1972PLC001549

ISO 9001 ISO 14001



# NAVA BHARAT VENTURES LIMITED

SUGAR DIVISION, SAMALKOT - 533 440, EAST GODAVARI DIST., A.P.

NAVA BHARAT

OPERATIONAL DATA OF THE COMPANY'S SUGAR DIVISION FOR THE MONTH OF FEBRUARY 2016  
Monthly Manufacturing Report No - 3

Season: 2015/2016

Name & Address of Factory :

NAVA BHARAT VENTURES LTD,  
SUGAR DIVISION, Samalkot - 533 440.  
East Godavari District.

Regd.No. of Factory

3013

Clarification Process Used:

Double Sulphitation

SL.No	PARTICULARS	For the	Since Beginning
		month	of Season
<b>1</b>	<b>CANE CRUSHING:</b>		
	Date & Time of Commencement of Season	<b>07.12.2015 at 6:30am</b>	
	Date & Time of Closing of Season		
	Duration of Run Days	29.00	85.00
	Total No.of hours in duration of run	696.00	2037.30
	No.of hours actual crushing	645.30	1809.10
	Total Cane Milled (Qtls)	1011800.00	2739890.00
<b>2</b>	<b>Juice &amp; Added Water:</b>		
	Average gross mixed juice % Cane	103.08	103.15
	Correction % mixed juice	0.25	0.25
	Average net mixed juice % Cane	102.82	102.89
	Total net mixed juice obtained (Qtls)	1040360.16	2819042.30
	Average added water % Cane	29.88	29.52
<b>3</b>	<b>SUGARS:</b>		
	Total Sugar bagged (no.of 100kg bags)	0.00	0.00
	Total Sugar bagged (no.of 50kg bags)	213540.00	539660.00
	* BISS Sugar Qtls	0.00	0.00
	Qty of sugar bagged (qtls)	106770.00	269830.00
	Qty of sugar in process (a) (qtls) (+)	5935.399	5935.399
	Total Sugar made (qtls)	112705.399	275765.399
	Sugar recovered from previous month process	3826.553	0.000
	Sugar recovered from previous seasons process	0.000	93.061
	sugar recovered from previous season's - C-SUGAR	0	678.321
	sugar recovered from previous season's -Wet &damaged sugar	0	572.241
	Total net Sugar made (qtls)	108878.846	274421.776
<b>4</b>	<b>MOLASSES:</b>		
	Total molasses sent out (qtls)	44040.000	110160.000
	Qty of molasses in process (A) (qtls) (+)	3037.794	3037.794
	Total molasses produced (qtls)	47077.794	113197.794
	Molasses recoverd from previous month process	4485.097	0.000
	Molasses recovered from previous season's process	0.000	49.369
	Molasses recovered from previous season's C-SUGAR (qtls)	0.000	117.553
	Molasses recovered from Wet & Damaged sugar (qtls)	0.000	10.415
	Total net molasses produced (qtls)	42592.697	113020.457
<b>5</b>	<b>RECOVERY:</b>		
	Average recovery of sugar % cane	10.76	10.02
	Average production of final molasses % cane	4.21	4.12
<b>6</b>	<b>Bagasse percent cane</b>	26.80	26.38
	Filter cake percent cane	3.41	3.30
	Gross weight of mixed juice (qtls)	1042980.00	2826120.00
	Weight of Dirt mixed juice (qtls)	2619.84	7077.70



Telephone : (0884) 2327384, 2327337, 2327584, 2327471 Fax : (0884) 2327584

E-mail : nbvlsd@nbv.in Website : www.nbventures.com

Corporate Identity No. : L27101AP1972PLC001549

ISO 9001


ISO 14001

OHSAS 18001

NAVA BHARAT VENTURES LIMITED

Continuation Sheet

S.No.	PARTICULARS	For the	Since Beginning		
		month	of Season		
7	<b>ANALYSIS</b>				
	CANE	Sugar percent	12.47	11.70	
		Fibre percent	14.40	14.11	
	Primary juice	Sugar percent	13.99	13.54	
		Brix percent	17.08	16.63	
		Purity	81.91	81.42	
	Mixed Juice	Sugar percent	11.80	11.04	
		Brix percent	14.55	13.69	
		Purity	81.17	80.66	
	Last Juice	Sugar percent	1.30	1.27	
		Brix percent	1.83	1.78	
		Purity	71.04	71.35	
	Clarified Juice	Sugar percent	11.20	10.89	
		Brix percent	13.75	13.48	
		Purity	81.45	80.79	
	UnSulphered Syrup	Sugar percent	49.79	50.10	
		Brix percent	61.32	62.11	
		Purity	81.20	80.66	
	Sulphered Syrup	Sugar percent	51.52	50.96	
		Brix percent	63.32	63.71	
		Purity	81.36	79.99	
	Massecuite	A1	Brix percent	91.81	91.55
			Purity	83.75	83.22
		A2	Brix percent	91.92	90.54
			Purity	92.31	92.26
		B	Brix percent	95.03	94.57
			Purity	67.38	69.90
		C	Brix percent	98.65	98.39
			Purity	50.87	52.24
		<b>Molasses (B)</b>			
		A1 Heavy	Brix percent	79.83	79.32
	Purity		69.13	70.92	
	A2 Heavy	Brix percent	77.06	76.19	
		Purity	84.08	83.77	
	A Light	Brix percent	68.84	68.68	
		Purity	91.72	91.37	
	B Heavy	Brix percent	82.83	83.02	
		Purity	46.95	49.59	
	C Light	Brix percent	77.55	78.03	
		Purity	63.25	65.39	
	Sugars (Average)	Sugar Percent (c)	99.80	99.80	
		Moisture percent			
	Final Molasses	Sugar Percent	30.93	31.00	
		Brix percent	96.41	96.00	
		Purity	32.08	32.29	
	Bagasse	Sugar Percent	1.24	1.28	
		Water Percent	44.53	44.71	
		Fibre Percent	53.72	53.50	
	Filter Cake	Sugar Percent	2.06	2.04	
	Boiled Feed Water	<b>pH</b>	9.00	9.00	
	Boiled Feed Water	Temperature Deg C	105.00	105.00	
	Clear Juice	Temperature Deg C	96.00	96.00	



<b>8</b>	Qty. of other materials Used 15-16 Season.			
	Scrapings	HL	0.00	100.00
	Wet & Damaged sugar	Qtls	0.00	584.00
	C-Sugar	Qtls	0.00	800.00


**9 ANALYSIS OF OTHER MATERIALS USED SINCE BEGINING OF THE SEASON**

	Wet & Damaged Sugar	C-Sugar	Scrapings
Sugar percent:	98.50	89.41	70.53
Brix percent:	99.60	98.80	91.00
Purity S.G. :	98.90	90.50	77.50
Available Sugar - Qtls	572.241	678.321	93.061
Available Molasses - Qtls	10.415	117.553	49.369

**10 STOCK IN PROCESS AS ON: 01-03-2016 @4.00AM**

Basis: FM Brix 92.63 Pty 32.90

SL. N	PARTICULARS	HL	BRIX	PURITY	AVAILABLE Sugar - QTLS	MOLASSES OTLS
a)	Clear juice	1800	12.80	79.95	169.89	78.15
b)	Syrup	1700	57.60	80.28	880.59	395.65
c)	Remelt	0			0.00	0.00
d)	Massequite					
		1200	91.40	87.43	1329.16	330.69
		400	96.60	67.51	304.61	308.69
		250	98.80	52.72	112.69	290.22
e)	Light Molasses					
	A	108	70.20	92.95	91.58	11.60
	C	20	69.20	66.93	9.43	9.89
f)	Heavy Molasses					
	A	128	79.60	71.71	83.11	65.40
	B	1279	83.60	45.49	40.21	188.71
g)	Seed & footings	3170	88.20	80.20	2894.614	1308.076
h)	C-Boilings	47	93.80	52.60	19.522	50.710
i)	Sugar - unbagged				0.00	
	<b>TOTAL</b>				5935.399	3037.794




## 11 SUGAR BALANCE


S.No	PARTICULARS	For the month	Since Beginning of the season
1	Sugar in Cane	12.466	11.701
2	Sugar in mixed Juice	12.134	11.364
3	Sugar in Baggase	0.332	0.337
4	Sugar in Filtercake	0.070	0.067
5	Sugar in Molasses	1.300	1.279
6	Sugar in Sugars	10.741	9.996
7	Sugar Undetermined	0.020	0.020
8	Total losses (in bagasse, filter cake, molasses & undetermined)	1.718	1.700

We hereby declare that the figures given in this return are complete and true to the best of our knowledge and belief.

Date: 03/03/2016



**N.Prabhakar**  
**VICE PRESIDENT**



**NAVA BHARAT VENTURES LIMITED, SAMALKOT.**  
**Additional information to be appended to R.T. 7(c) for the month of February-2016**  
 \* \* \* \*

1	<b>Time Loss Account:</b>	<b>Hrs.Mts.</b>
	1) Miscellaneous	6:00:00
	2) Cane shortage	0.00
	3) Mechanical troubles	5:00
	4) Electrical troubles/ins	2:00:00
	5) Holidays	0:00:00
	6) Cleaning	37:30:00
	7) Process	0.00
	Percent of hours lost to the available (for 696 Hrs )	7.256
2	<b>Rate of Crushing for 24 Hrs.:</b>	
	1) Including stoppages                      Tons	3488.97
	2) Excluding stoppages                     "	3761.92
	3) Installed/Liscensed capacity	4000.00
3	<b>Efficiency figures:</b>	
	1) Mill extraction	97.33
	2) Reduced Mill extraction	97.74
	3) Added water % fibre	207.57
	4) Added water extracted into mixed juice % added water	50.97
	5) Undiluted juice lost in bagasse % fibre	19.14
	6) Boiling house extraction	88.69
	7) Virtual purity of molasses	32.79
	8) Reduced Boiling House extraction	
	as per Noel Deerr:	91.39
	as per Gundurao	91.27
	9) Overall recovery	86.32
	10) Reduced Overall recovery	
	as per Noel Deerr	89.32
	as per Gundurao	89.20
	11) ERQV - MJ/PJ	98.61
	LMJ/PJ	79.62
4	<b>Masseccuites boiled:</b>	
	A1' Masseccuite % cane	25.41
	A2' Masseccuite % cane	20.04
	'B' Masseccuite % cane	13.23
	'C' Masseccuite % cane	7.11
	Total	65.79
5	<b>Grades of Sugar bagged:</b>	
	I.S.S (Percentage of production)	-
	S-30	0.00
	S-31	28.30
	M-31	67.10
	L-30	-
	L-31	4.60
	<b>Total</b>	<b>100.00</b>

Date: 03/03/2016

*(Signature)*  
**N.Prabhakar**  
**VICE PRESIDENT**

