



NAVA BHARAT VENTURES LIMITED

Regd. Off. : NAVA BHARAT CHAMBERS, RAJ BHAVAN ROAD, HYDERABAD-500 082, TELANGANA, INDIA

NAVA BHARAT

NBV/SECTL/015/2016-17

April 6, 2016

Sri K.Hari, Vice President
National Stock Exchange of India Limited
Exchange Plaza, 5th Floor,
Plot No.C/1, G Block
Bandra Kurla Complex, Bandra (E)
MUMBAI – 400 051
NSE Symbol : 'NBVENTURES'

General Manager –
Dept. of Corporate Services
BSE Limited
Phiroze Jeejeebhoy Towers, Dalal Street
MUMBAI – 400 001
Scrip Code : '513023' / 'NBVENTURE'

Dear Sirs,

Sub : Operational Data being submitted to SISMA for the month of March, 2016.

Ref : Regulation 30 of Securities and Exchange Board of India (Listing Obligations and Disclosure Requirements) Regulations, 2015.

--o0o--

We enclose herewith the Operational Data of the Company's Sugar Division for the month of March, 2016, which would be submitted to South Indian Sugar Mills Association (SISMA).

The above figures have not been independently verified or audited. As such, the final figures after audit may vary.


This is for your kind information, please.

Thanking you,

Yours faithfully,
for NAVA BHARAT VENTURES LTD

Company Secretary
& Vice President

Encl : as above.



NAVA BHARAT VENTURES LIMITED

SUGAR DIVISION, SAMALKOT - 533 440, EAST GODAVARI DIST., A.P.

NAVA BHARAT

OPERATIONAL DATA OF THE COMPANY'S SUGAR DIVISION FOR THE MONTH OF MARCH 2016
Monthly Manufacturing Report No - 4

Season: 2015/2016

Name & Address of Factory :

NAVA BHARAT VENTURES LTD,
SUGAR DIVISION, Samalkot - 533 440.
East Godavari District.
3013


Regd.No. of Factory

Clarification Process Used:

Double Sulphitation

SL.No	PARTICULARS	For the month	Since Beginning of Season
1	CANE CRUSHING:		
	Date & Time of Commencement of Season	07.12.2015 at 6:30am	
	Date & Time of Closing of Season	31.03.2016 at 9:45pm	
	Duration of Run Days	31.00	116.00
	Total No.of hours in duration of run	737.45	2775.15
	No.of hours actual crushing	725.45	2534.55
	Total Cane Milled (Qtls)	1096598.58	3836488.58
2	Juice & Added Water:		
	Average gross mixed juice % Cane	102.42	102.94
	Correction % mixed juice	0.25	0.25
	Average net mixed juice % Cane	102.16	102.68
	Total net mixed juice obtained (Qtls)	1120272.31	3939314.65
	Average added water % Cane	29.32	29.47
3	SUGARS:		
	Total Sugar bagged (no.of 100kg bags)	0.00	0.00
	Total Sugar bagged (no.of 50kg bags)	238940.00	778600.00
	* BISS Sugar Qtls	700.00	700.00
	Qty of sugar bagged (qtls)	119470.00	389300.00
	Qty of sugar in process (a) (qtls) (+)	95.000	95.000
	Total Sugar made (qtls)	120265.000	390095.000
	Sugar recovered from previous month process	5935.399	0.000
	Sugar recovered from previous seasons process	0.000	93.061
	sugar recovered from previous season's - C-SUGAR	0	678.321
	sugar recovered from previous season's -Wet &damaged sugar	0	572.241
	Total net Sugar made (qtls)	114329.601	388751.377
4	MOLASSES:		
	Total molasses sent out (qtls)	49840.000	160000.000
	Qty of molasses in process (A) (qtls) (+)	44.000	44.000
	Total molasses produced (qtls)	49884.000	160044.000
	Molasses recoverd from previous month process	3037.794	0.000
	Molasses recovered from previous season's process	0.000	49.369
	Molasses recovered from previous season's C-SUGAR (qtls)	0.000	117.553
	Molasses recovered from Wet & Damaged sugar (qtls)	0.000	10.415
	Total net molasses produced (qtls)	46846.206	159866.663
5	RECOVERY:		
	Average recovery of sugar % cane	10.43	10.13
	Average production of final molasses % cane	4.27	4.17
6	Bagasse percent cane	26.90	26.53
	Filter cake percent cane	3.38	3.32
	Gross weight of mixed juice (qtls)	1123080.00	3949200.00
	Weight of Dirt mixed juice (qtls)	2807.71	9885.41

* BISS sugar contains more than 90% sucrose.



Telephone : (0884) 2327384, 2327337, 2327584, 2327471 Fax : (0884) 2327587

E-mail : nbvlsd@nbv.in Website : www.nbventures.com

Corporate Identity No. : L27101AP1972PLC001549

ISO 9001

ISO 14001

OHSAS 18001

NAVA BHARAT VENTURES LIMITED

Continuation Sheet

S.No.	PARTICULARS	For the	Since Beginning		
		month	of Season		
7	ANALYSIS				
	CANE	Sugar percent	12.14	11.83	
		Fibre percent	14.32	14.17	
	Primary juice	Sugar percent	14.05	13.64	
		Brix percent	17.18	16.73	
		Purity	81.78	81.53	
	Mixed Juice	Sugar percent	11.54	11.19	
		Brix percent	14.34	13.89	
		Purity	80.47	80.56	
	Last Juice	Sugar percent	1.27	1.28	
		Brix percent	1.82	1.81	
		Purity	69.78	70.72	
	Clarified Juice	Sugar percent	11.00	10.95	
		Brix percent	13.80	13.53	
		Purity	79.71	80.93	
	UnSulphered Syrup	Sugar percent	50.60	50.40	
		Brix percent	62.90	62.41	
		Purity	80.45	80.76	
	Sulphered Syrup	Sugar percent	52.00	51.43	
		Brix percent	64.00	63.98	
		Purity	81.25	80.38	
	Masseccuite	A1 Brix percent	92.09	91.71	
		Purity	84.18	83.51	
		A2 Brix percent	91.46	90.82	
		Purity	92.93	92.47	
		B Brix percent	95.10	94.65	
		Purity	68.00	69.88	
		C Brix percent	98.20	98.30	
		Purity	50.50	52.12	
		Molasses (B)			
		A1 Heavy	Brix percent	79.87	79.48
	Purity		70.56	70.80	
	A2 Heavy	Brix percent	76.33	76.23	
		Purity	85.56	84.29	
	A Light	Brix percent	69.15	68.93	
		Purity	91.95	91.50	
	B Heavy	Brix percent	84.20	83.47	
		Purity	46.80	49.48	
	C Light	Brix percent	79.00	78.69	
		Purity	61.50	64.35	
	Sugars (Average)	Sugar Percent (c)	99.80	99.80	
		Moisture percent	0.09	0.09	
	Final Molasses	Sugar Percent	30.12	30.93	
		Brix percent	92.66	95.58	
		Purity	32.51	32.36	
	Bagasse	Sugar Percent	1.31	1.29	
		Water Percent	44.92	44.77	
		Fibre Percent	53.21	53.42	
		Sugar Percent	2.13	2.06	
	Filter Cake		9.00	9.00	
	Boiled Feed Water	pH			
	Boiled Feed Water	Temperature Deg C	105.00	105.00	
	Clear Juice	Temperature Deg C	96.00	96.00	

(Handwritten signature)

8	Qty. of other materials Used 15-16 Season.		0.00	100.00
	Scrapings	HL	0.00	584.00
	Wet & Damaged sugar	Qtls	0.00	800.00
	C-Sugar	Qtls		

9 ANALYSIS OF OTHER MATERIALS USED SINCE BEGINING OF THE SEASON

	Wet & Damaged Sugar	C-Sugar	Scrapings
Sugar percent:	98.50	89.41	70.53
Brix percent:	99.60	98.80	91.00
Purity S.G. :	98.90	90.50	77.50
Available Sugar - Qtls	572.241	678.321	93.061
Available Molasses - Qtls	10.415	117.553	49.369

10 STOCK IN PROCESS AS ON: 01-04-2016 @4.00AM
Basis: FM Brix 92.63 Pty 32.90

SL. N	PARTICULARS	HL	BRIX	PURITY	AVAILABLE Sugar - QTLS	MOLASSES OTLS
a)	Clear juice		0.00	0.00	0.00	0.00
b)	Syrup		0.00	0.00	0.00	0.00
c)	Remelt		0.00	0.00	0.00	0.00
d)	Massecuite					
	A		0.00	0.00	0.00	0.00
	B		0.00	0.00	0.00	0.00
	C		0.00	0.00	0.00	0.00
e)	Light Molasses		0.00	0.00	0.00	0.00
	A		0.00	0.00	0.00	0.00
	C		0.00	0.00	0.00	0.00
f)	Heavy Molasses					
	A		0.00	0.00	0.00	0.00
	B		0.00	0.00	0.00	0.00
g)	Seed & footings	100	91.00	80.10	95.000	44.000
h)	C-Boilings		0.00	0.00	0.000	0.000
i)	Sugar - unbagged				0.00	
	TOTAL				95.000	44.000

[Handwritten Signature]




11 SUGAR BALANCE

S.No	PARTICULARS	For the month	Since Beginning of the season
1	Sugar in Cane	12.140	11.830✓
2	Sugar in mixed Juice	11.790	11.490
3	Sugar in Baggase	0.350	0.340
4	Sugar in Filtercake	0.070	0.070
5	Sugar in Molasses	1.290	1.290
6	Sugar in Sugars	10.410	10.110
7	Sugar Undetermined	0.020	0.020
8	Total losses (in bagasse, filter cake, molasses & undetermined)	1.730	1.720

We hereby declare that the figures given in this return are complete and true to the best of our knowledge and belief.

Date: 05/04/2016


N.Prabhakar
VICE PRESIDENT



NAVA BHARAT VENTURES LIMITED, SAMALKOT.

Additional information to be appended to R.T. 7(c) for the month of March-2016

* * * *

		Hrs.Mts.
1	Time Loss Account:	1:00:00
	1) Miscellaneous	0.00
	2) Cane shortage	4:20
	3) Mechanical troubles	6:40:00
	4) Electrical troubles/ins	0:00:00
	5) Holidays	0:00:00
	6) Cleaning	0.00
	7) Process	1.630
	Percent of hours lost to the available (for 737:45 Hrs)	
2	Rate of Crushing for 24 Hrs.:	3567.00
	1) Including stoppages Tons	3626.00
	2) Excluding stoppages "	4000.00
	3) Installed/Liscensed capacity	
3	Efficiency figures:	97.12
	1) Mill extraction	97.54
	2) Reduced Mill extraction	204.75
	3) Added water % fibre	57.58
	4) Added water extracted into mixed juice % added water	20.46
	5) Undiluted juice lost in bagasse % fibre	88.30
	6) Boiling house extraction	32.52
	7) Virtual purity of molasses	
	8) Reduced Boiling House extraction	91.49
	as per Noel Deerr:	90.24
	as per Gundurao	85.76
	9) Overall recovery	
	10) Reduced Overall recovery	89.24
	as per Noel Deerr	88.02
	as per Gundurao	97.50
	11) ERQV - MJ/PJ	77.64
	LMJ/PJ	
4	Masseccuites boiled:	28.03
	A1' Masseccuite % cane	20.68
	A2' Masseccuite % cane	13.73
	'B' Masseccuite % cane	7.31
	'C' Masseccuite % cane	69.75
	Total	
5	Grades of Sugar bagged:	-
	I.S.S (Percentage of production)	0.00
	S-30	41.32
	S-31	54.91
	M-31	-
	L-30	3.77
	L-31	100.00
	Total	

Date: 05/04/2016



N.Prabhakar
VICE PRESIDENT
