

THE DEPARTMENT OF CORPORATE SERVICES,

25-05-2016

BOMBAY STOCK EXCHANGE LTD,

FLOOR 25, P.J.TOWERS,DALAL STREET,

MUMBAI- 400 001.

DEAR SIRs,

Sub: Submission Of Statement of Audited Financial Results For the fourth quarter and financial year ended 31-03-2016, Form –A & Audit Report for the financial year ended 31-03-2016

We are enclosing hereto the captioned Statements Form –A & **Audit Report for the financial year ended 31-03-2016 of the** statutory auditors which may please be taken on record, the scan copy the above have already been uploaded and filed XBRL mode in the portal-
listing.bseindia.com.

We request you to kindly take note of the above.


Thanking You,



(N.Asokan)

Company Secretary.

Encl: As above



V. SENTHILNATHAN & Co.,
Chartered Accountants

2nd Floor, 71/1, Sai Kopa Flats,
12th Avenue, Ashok Nagar,
Chennai - 600 083
Ph : 044-24746310 Telefax : 044-24744375
E-mail : basenthil@gmail.com / aksegar@gmail.com
Website : www.vsnca.com

AUDIT REPORT ON QUARTERLY AND YEAR TO DATE RESULTS OF THE COMPANY.

To The Board of Directors of
ELANGO INDUSTRIES LIMITED

We have audited the quarterly financial results of Elango Industries Limited for the quarter ended 31st March 2016 (date of the quarter end) and the year to date results for the period 01st April 2015 to 31st March 2016, attached herewith, being submitted by the company pursuant to the requirement of Regulation 33 of the SEBI (Listing Obligations and Disclosure Requirements) Regulations, 2015. These quarterly financial results as well as the year to date financial results have been prepared on the basis of the interim financial statements, which are the responsibility of the company's management. Our responsibility is to express an opinion on these financial results based on our audit of such interim financial statements, which have been prepared in accordance with the recognition and measurement principles laid down in Accounting Standard for Interim Financial Reporting (AS 25 / Ind AS 34), prescribed, under Section 133 of the Companies Act, 2013 read with relevant rules issued thereunder; or by the Institute of Chartered Accountants of India, as applicable and other accounting principles generally accepted in India.

We conducted our audit in accordance with the auditing standards generally accepted in India. Those standards require that we plan and perform the audit to obtain reasonable assurance about whether the financial results are free of material misstatement(s). An audit includes examining, on a test basis, evidence supporting the amounts disclosed as financial results. An audit also includes assessing the accounting principles used and significant estimates made by management. We believe that our audit provides a reasonable basis for our opinion.

In our opinion and to the best of our information and according to the explanations given to us these quarterly financial results as well as the year to date results:

(i) are presented in accordance with the requirements of Regulation 33 of the SEBI (Listing Obligations and Disclosure Requirements) Regulations, 2015 in this regard; and

(ii) give a true and fair view of the Net Profit/ Loss and other financial information for the quarter ended 31st March 2016 (date of the quarter end) as well as the year to date results for the period from 01st April 2015 to 31st March 2016.

For V.SENTHILNATHAN &Co.,
Chartered Accountants
Firm Registration No: 003711S


(V. SENTHILNATHAN)

Partner

M.No:024244

Place : Chennai

Date : 25.05.2016



ELANGO INDUSTRIES LIMITED

No.5, Ranganathan Gardens, Anna Nagar, Chennai - 600 040.

CIN : L27104TN1989PLC017042

STATEMENT OF AUDITED FINANCIAL RESULTS FOR THE FINANCIAL YEAR ENDED 31st MARCH 2016

S. No.	Particulars	QUARTER ENDED			TWELVE MONTHS ENDED	
		3 Months ended 31-03-16	Preceding 3 Months ended 31-12-15	Corresponding 3 Months ended 31-03-15	Year to date 12 Months ended 31-03-16	Previous year ended 31-03-15
		Audited	Unaudited	Unaudited	Audited	Audited
(Rs. In Lakhs)						
1	Income from Operations					
	(a) Net Sales/Income from operations	16.65	12.38	-	28.65	-
	(b) Other Income	-	-	-	-	-
	Total	16.65	12.38	-	28.65	-
2	Expenses					
	a. Increase/Decrease in Stock in Trade and Work in Progress	-	-	-	-	-
	b. Consumption of Raw Materials	-	-	-	-	-
	c. Purchase of Traded Goods	-	-	-	-	-
	d. Employee Cost	3.90	5.41	2.77	17.57	17.01
	e. Depreciation	-	-	-	-	-
	f. Other Expenditure	6.09	2.11	53.56	12.22	57.86
	Total	9.99	7.52	56.33	29.79	74.87
3	Profit(+)/Loss(-) before income, Interest & exceptional Items (1- 2)	6.66	4.86	(56.33)	(1.14)	(74.87)
4	Other Income	30.38	30.00	-	60.97	-
5	Profit before Interest & Exceptional Items (3+4)	37.04	34.86	(56.33)	59.83	(74.87)
6	Interest	-	-	-	-	-
7	Profit after Interest but before exceptional Items (5-6)	37.04	34.86	(56.33)	59.83	(74.87)
8	Exceptional Items	-	-	-	-	-
9	Profit/Loss from Ordinary activities before Tax (7+8)	37.04	34.86	(56.33)	59.83	(74.87)
10	Tax Expenses	-	-	-	-	-
11	Net profit(+)/Loss(-)	37.04	34.86	(56.33)	59.83	(74.87)
12	Extra ordinary items (Not of Tax Expenses)	-	-	-	-	-
13	Net Profit(+)/ Loss(-)	37.04	34.86	(56.33)	59.83	(74.87)
14	Paid-Up Equity Share Capital (38,16,100 shares @ Rs. 10 Each)	382.16	382.16	382.16	382.16	382.16
15	Reserves Excluding Revaluation Reserve as per Balance Sheet of Previous Accounting year	50.00	50.00	50.00	50.00	50.00
16	Earning per Share -EPS					
	(a) Basic and Diluted EPS before Extra Ordinary items for the period, for the year to date and for the previous year (Not to be annualized)	0.97	0.91	(1.48)	1.57	(1.96)
	(b) Basic and Diluted EPS after Extra-Ordinary items for the period, for the year to date and for the previous year (Not to be annualized)	0.97	0.91	(1.48)	1.57	(1.96)
17	Public Share holding					
	No of shares	25,73,925	25,73,925	25,73,875	25,73,925	25,73,875
	Per centage of Share holding	67.45%	67.45%	67.45%	67.45%	67.45%
18	Promoters and Promoter Group Share holding					
	(a) Pledged/Encumbered Number of Shares Per centage of Shares (as% of the total share holding of Promoter Group)	NIL	NIL	NIL	NIL	NIL
	Percentage of Shares (as % of the Total Share Capital of the Company)	NIL	NIL	NIL	NIL	NIL
	(b) Non-Encumbered Number of Shares	12,42,175	12,42,175	12,42,225	12,42,175	12,42,225
	Percentage of Shares (as % of the Total Share holding of the Promoters Group Percentage of Shares (as % of the Total Share Capital of the Company)	100%	100%	100%	100%	100%
	Percentage of Shares (as % of the Total Share Capital of the Company)	32.55%	32.55%	32.55%	32.55%	32.55%

PARTICULARS OF INVESTOR COMPLAINTS	QUARTERLY ENDED 31.03.2016
Pending at the beginning of the quarter	0
Received during the quarter	0
Disposed off during the quarter	0
Remaining unsolved at the end of the quarter	0

Notes:

1. Segment Reporting as defined in Accounting Standard 17 is not applicable.
2. The above results were taken on records by the Board of Directors at their meeting held on 25.05.2016.
3. During the Quarter the company has entered into a New line of activity pertaining to Operation & Maintenance service provided to Cauvery Power Generation Chennai Private Limited amounting to Rs 16.65 lakhs and accordingly recognised the services as and when the same is rendered to them and the same is in accordance with the Objects of the company.
4. During the Quarter, there has been a redemption of preference shares held in Kaveri Gas Power Limited and the transaction has been done at par value and dividend was received during the quarter ended 31.03.2016 for Rs 30,38,000/-. Due to above transaction, the shareholding percentage has reduced and hence disclosure requirements relating to consolidation are not applicable.

For and on behalf of the board



(S.Elangovan)
Managing Director

Place : Chennai
Date : 25.05.2016

ELANGO INDUSTRIES LIMITED

No:5, Ranganathan Gardens, Anna Nagar, Chennai - 600 040.


CIN : L27104TN1989PLC017042

STATEMENT OF STANDALONE ASSETS AND LIABILITIES AS ON 31ST MARCH 2016

	(Rs.In lacs)	
	31-03-2016 (Audited)	31-03-2015 (Audited)
EQUITY AND LIABILITIES		
(1) Shareholder's Funds		
(a) Share Capital	382.16	382.16
(b) Reserve and Surplus	90.82	30.99
	472.98	413.15
(2) Share Application Money Pending Allotment		
(3) Non - Current Liabilities		
(a) Long Term Borrowings	-	-
(b) Deffered Tax Liabilities (Net)	-	-
(c) Other Long Term Liabilities	-	5.54
(d) Long Term Provisions	-	-
(4) Current Liabilities		
(a) Short Term Borrowings	-	-
(b) Trade Payables	4.56	-
(c) Other Current Liabilities	2.19	-
(d) Short Term Provisions	-	-
	6.75	5.54
TOTAL	479.73	418.69
ASSETS		
(1) Non-Current Assets		
(a) Fixed Assets		
(i) Tangible assets		
(ii) Intangible Assets		
(iii) Capital Work in Progress		
(iv) Intangible assets under development		
(b) Non-Current Investments	2.50	306.30
(c) Deffered tax assets (Net)	-	-
(d) Long Term Loans and Advances	111.97	112.02
(d) Other Non-Current Assets	-	-
	114.47	418.32
(2) Current Assets		
(a) Current Investments	-	-
(b) Inventories	-	-
(c) Trade Receivables	3.20	-
(d) Cash and Cash Equivalents	0.26	0.10
(e) Short Term Loans and Advances	-	0.08
(f) Other Current Assets	361.80	0.19
	365.26	0.37
TOTAL	479.73	418.69



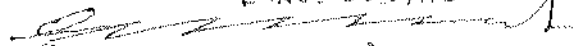
Place : Chennai
Date : 25.05.2016

For Elango Industries Limited


 (S. Elangovan)
 Managing Director

Form A

(for audit report with unmodified opinion) along-with Financial Results

1.	Name of the Company :	Elango Industries Ltd
2.	Annual financial statements for the year ended	31 st March 2016
3.	Type of Audit observation	Unmodified
4.	Frequency of observation	Does not arise
5.	To be signed by –	
	<ul style="list-style-type: none"> • CEO /Managing Director • Chief Financial Officer • Auditor of the company • Audit Committee Chairman 	  <p>For V. SENTHILNATHAN & CO. CHARTERED ACCOUNTANTS F.No: 0037115</p>  <p>(V. SENTHILNATHAN) Partner M.No: 024244</p> 