

By Email/E-filing

Ref: BGIL/BSE/QR04/05/2016

Date: 30th May, 2016

To,

The General Manager,
The Bombay Stock Exchange Limited
25th Floor, P.J. Towers, Dalal Street,
Mumbai-400001

Sub: Outcome of the Board Meeting held on 30th May 2016.

Dear Sir,

Pursuant to Regulation 33 of SEBI (Listing Obligation & Disclosure Requirement) Regulations, 2015, (" The Listing Regulations"), We wish to inform you that the Board of Directors of the Company in their Meeting held today i.e, 30th May, 2016 have approved the following:-



1. Audited standalone Financial Results for the quarter and year ended 31st March, 2016.
2. Audited consolidated Financial Results for the quarter and year ended 31st March, 2016.
3. Auditor's Report on Standalone & Consolidated Financial Results along with Form "A".
4. Change of Registered Office from B-13, LGF, Lajpat Nagar-IV, New Delhi-110024 to 1301, 13th Floor, 17, Vijya Building, Connaught Place, New Delhi-110001 w.e.f. immediate effect within the local limits.

Kindly take a note of the same and oblige us.

This is for your information and record.

Thanking You.

For **Bharatiya Global Infomedia Limited**

Kumar Pushkar
Company Secretary
Encl. a/a



BHARATIYA GLOBAL INFOMEDIA LIMITED

REGD. OFFICE: B-13, LGF AMAR COLONY LAJPAT NAGAR-IV, NEW DELHI-110024

Converging intelligence CORP OFFICE: B-66, SECTOR-60, NOIDA- 201301, CIN: L74999DL1994PLC062967

Part I : STATEMENT OF STANDALONE AND CONSOLIDATED AUDITED FINANCIAL RESULTS FOR THE QUARTER AND TWELVE MONTHS ENDED 31st MARCH, 2016

SL. NO.	Particulars	Consolidated				Standalone			
		Three months ended		Twelve Months Ended	Twelve Months Ended	Three months ended		Twelve Months Ended	Twelve Months Ended
		3 Months ended	Preceding 3 Months ended	Twelve Months ended	Twelve Months Ended	3 Months ended	Preceding 3 Months ended	Twelve Months Ended	Twelve Months Ended
		31.03.2016	31.12.2015	31.03.2016	31.03.2015	31.03.2016	31.12.2015	31.03.2016	31.03.2015
		(Audited)	(Unaudited)	(Audited)	(Audited)	(Audited)	(Unaudited)	(Audited)	(Audited)
1	a) Net Sales / Income from Operations (Excluding Branch Transfer) (Net of Excise Duty)	1103.22	912.27	3107.90	3651.89	1103.22	912.27	3107.90	3651.89
	b) Other Operating Income	0.00	0.00	0.00	0.00	0.00	0.00	0.00	0.00
	Total Income from operations	1103.22	912.27	3107.90	3651.89	1103.22	912.27	3107.90	3651.89
2	Expenses								
	a. Cost of Material Consumed	0.00	0.00			0.00	0.00		
	b. Purchases Including Freight & Other Direct Charges	411.14	291.18	1558.56	2429.87	411.14	291.18	1558.56	2429.87
	c. Changes in inventories of finished goods, work-in-progress and stock-in-trade	-6.22	367.17	386.45	28.02	-6.22	367.17	386.45	28.02
	d. Employee benefits expense	66.82	46.27	191.03	177.66	65.63	45.07	186.25	171.76
	e. Depreciation and Amortisation expense	86.45	86.46	345.81	578.00	86.37	86.38	345.50	577.70
	f. Other Expenses including project related expenses	375.77	29.85	467.89	626.04	375.59	29.66	467.15	626.45
	Total Expenses	933.96	820.92	2949.73	3839.59	932.50	819.46	2943.90	3833.80
3	Profit / (Loss) from Operations before other income, finance costs and exceptional items (1 - 2)	169.26	91.35	158.17	-187.70	170.72	92.81	164.00	-181.91
4	Other Income	3.79	3.74	15.23	30.97	2.14	0.62	8.64	25.04
5	Profit / (Loss) from ordinary activities before finance costs and exceptional items (3 ± 4)	173.05	95.09	173.39	-156.73	172.86	93.43	172.64	-156.87
6	Finance Costs	9.66	9.66	39.67	36.65	9.66	9.10	39.59	36.84
7	Profit / (Loss) from ordinary activities after finance costs but before exceptional items	163.39	85.43	133.73	-193.38	163.21	84.33	133.06	-193.71
8	Exceptional Items - Expenditure / (Income)	0.00	0.00	0.00	0.00	0.00	0.00	0.00	0.00
9	Profit / (Loss) from Ordinary Activities before tax (7 ± 8)	163.39	85.43	133.73	-193.38	163.21	84.33	133.06	-193.71
10	Tax Expense	62.70	0.00	62.70	-15.99	62.50	0.00	62.50	-15.99
11	Net Profit / (Loss) from Ordinary Activities after tax (9 ± 10)	100.69	85.43	71.03	-177.39	100.71	84.33	70.56	-177.72
12	Extraordinary items	-7.02	0.00	-7.02	-166.05	-7.02	0.00	-7.02	166.05
13	Net Profit/(Loss) for the period (11 ± 12)	93.67	85.43	64.00	-11.34	93.68	84.33	63.53	-11.67
14	Paid-up Equity Share Capital (Face Value Rs. 10/- each)	1584.31	1584.31	1584.31	1584.31	1584.31	1584.31	1584.31	1584.31
15	Reserves Excluding Revaluation Reserves as per Balance Sheet of previous accounting year				7,483.10				7,481.37
16	Earning Per Share (before extraordinary items - not annualised)								
	(a) Basic	0.64	0.54	0.45	-1.12	0.64	0.53	0.45	-1.12
	(b) Diluted	0.64	0.54	0.45	-1.12	0.64	0.53	0.45	-1.12
17	Earning Per Share (after extraordinary items - not annualised)								
	(a) Basic	0.59	0.54	0.40	-0.07	0.59	0.53	0.40	-0.07
	(b) Diluted	0.59	0.54	0.40	-0.07	0.59	0.53	0.40	-0.07



Part III Segment wise Reporting Revenue, Results And Capital Employed

SR NO	Particulars	Three months ended		Twelve Months Ended	Twelve Months Ended	Three months ended		Twelve Months Ended	Twelve Months Ended
		3 Months ended	Preceeding 3 Months ended	Twelve Months Ended	Twelve Months Ended	3 Months ended	Preceeding 3 Months ended	Twelve Months Ended	Twelve Months Ended
1	Segment Revenue	31.03.2016	31.12.2015	31.03.2016	31.03.2015	31.03.2016	31.12.2015	31.03.2016	31.03.2015
		(Audited)	(Unaudited)	(Audited)	(Audited)	(Audited)	(Unaudited)	(Audited)	(Audited)
	Information Technologies /Services	423.56	875.87	2262.14	2723.93	423.56	875.87	2262.14	2723.93
	Media & Entertainment	679.66	36.40	845.76	927.96	679.66	36.40	845.76	927.96
	Other Income	2.14	2.32	15.23	25.04	2.14	0.62	8.64	25.04
	Total	1105.36	914.59	3123.13	3676.93	1105.36	912.89	3116.54	3676.93
	Less Inter Segment Revenue	0.00	0.00	0.00	0.00	0.00	0.00	0.00	0.00
	Net Sales/Income from operations	1105.36	914.59	3123.13	3676.93	1105.36	912.89	3116.54	3676.93
2	Segment Results								
	Profit/Loss before Tax and interest from each segment								
	Information Technologies /Services	-13.34	132.20	-67.59	-473.30	-13.34	132.20	48.26	-468.57
	Media & Entertainment	184.06	-39.38	225.75	285.60	184.06	-39.38	115.74	286.66
	Other Income	2.41	2.27	15.23	30.97	2.14	0.62	8.64	25.04
	Total	173.13	95.09	173.39	-156.73	172.86	93.44	172.64	-156.87
	Less:								
	Interest/Financial Charges	9.74	9.66	39.67	36.65	9.66	9.10	39.59	36.84
	Other Unallocated expenditure	0.00	0.00	0	0.00	0.00	0.00	0	0.00
	Total Profit/Loss before tax	163.40	85.43	133.73	-193.38	163.21	84.34	133.06	-193.71
	Segment wise Capital Employed	Since Fixed Asset used in the Company Business can not be specifically identified with any of the reportable segmmnts as these are used interchangeably among segments, segment wise disclose on capital employed has not been furnished							



BHARATIYA GLOBAL INFOMEDIA LIMITED

Regd. Office: B-13 LGF, Amar Colony, Lajpat Nagar-IV, New Delhi-110024

Corp Office: B-66, Sector-60, Noida- 201301

Audited Statement of Assets and Liabilities as on Twelve Months ended 31.03.2016

		Consolidated		Standalone	
(Amount in Lacs)					
		As At (31.03.2016)	As At (31.03.2015)	As At (31.03.2016)	As At (31.03.2015)
A	EQUITY AND LIABILITIES	(Audited)	(Audited)	(Audited)	(Audited)
1	Shareholders' funds				
	(a) Share capital	1584.31	1584.31	1584.31	1584.31
	(b) Reserves and surplus	7521.33	7483.1	7533.23	7469.69
	(c) Money received against share warrants	-	-	-	-
	Sub-total- Shareholders' funds	9105.64	9067.41	9117.54	9054.00
2	Share Application Money pending allotment		4.00		
3	Minority Interest	59.69	45.58		
4	Non-current liabilities				
	(a) Long-term borrowings				
	(b) Deffered tax liabilities (net)	385.65	327.36	385.67	327.34
	(c) Other long-term liabilities	220.17	134.68	220.17	134.68
	(d) Long-term provisions	35.11	32.58	35.11	32.58
	Sub-total- Non current liabilities	640.93	494.62	640.94	494.6
5	Current liabilities				
	(a) Short-term borrowings	347.71	277.34	283.71	277.34
	(b) Trade payables	1115.09	592.37	1115.09	596.37
	(c) Other current liabilities	228.37	116.96	189.88	92.99
	(d) Short-term provisions	27.95	9.81	27.95	9.8
	Sub-total- Current liabilities	1719.11	996.48	1616.62	976.5
	Total-Equity And Liabilities	11525.36	10608.09	11375.10	10525.10
B	Assets				
1	Non-current Assets				
	(a) Fixed Assets	3440.65	3556.74	2912.66	3103.16
	(b) Goodwill on consolidation	27.65	27.65		
	(c) Non-current investments	10.79	10.79	510.26	315.7
	(d) Long-term loans and advances	1206.45	1635.92	1114.55	1543.97
	(e) Deffered Tax				
	(f) Other non-current assets	3852.40	1504.95	3852.40	1504.95
	Sub-total- Non-Current Assets	8537.95	6736.05	8389.88	6467.78
2	Current Assets				
	(a) Current investments				
	(b) Inventories	31.28	417.73	31.28	417.73
	(c) Trade receivables	1804.38	2632.46	1804.38	2630.48
	(d) cash and cash equivalents	66.65	86.26	64.46	80.36
	(e) Short-term loans and advances	954.72	641.99	954.72	839.52
	(f) Other current assets	130.39	93.6	130.39	89.24
	Sub-total- Current Assets	2987.42	3872.04	2985.23	4057.33
	Total-Assets	11525.36	10608.09	11375.10	10525.11



NOTES TO RESULTS:

- 1) The above standalone & consolidated audited financial results for the period of quarter/year ended on 31st March 2016 were reviewed by the Audit Committee and subsequently approved by the Board of Directors at its meeting held on 30th May 2016. The Statutory Auditor have conducted the Audit and submitted "Auditors' Report" on the financial results.
- 2) Segments have been identified in line with Accounting Standard -17 (AS-17) on Segment Reporting issued by the Institute of Chartered Accountants of India taking into account the nature of activities as well as the differential risk & return.
- 3) Segment Revenue & Results include the respective account identifiable to each of the segments. Other un-allocable expenditure includes expenses incurred on common services provided to the segment which are not directly identifiable to the individual segment.
- 4) Previous period/year figures had been re-grouped, re-arranged, re-stated and re-classified wherever necessary, for the purpose of comparison.
- 5) No Investor's complaints were received during the quarter ended 31st March 2016.
- 6) Utilization of IPO Proceeds as on 31st March 2016:


S. No.	Particulars	As per the Prospectus dated 16 th July 2011	Revised Utilization As per Postal Ballot Approval	Utilization till 31 st March 2016
1	Setting up our Offices	989.60	989.60	774.80
2	Repayment of RBS Loan	269.72	293.12	293.12
3	IPO Expenses	277.36	312.85	312.85
4	Up gradation of Machinery & Assets	2204.67	1532.50	1382.50
5	General Corporate	650.00	711.39	711.39
6	Expansion of R & D	656.73	472.75	455.99
7	Meeting Long Term Working Capital Requirement	505.00	1240.87	1035.06
8	Cash & Escrow Bank Account and Investments in ICDs	-	-	587.37
Total		5553.08	5553.08	5553.08

- 7) Out of total amount of Rs. 11.15 Crores advanced as ICDs ; as on 31st March 2016 the Company has recovered the total ICDs amount to the tune of Rs. 5.75 Cr. (More than 50% of the amount) Company has been taking all efforts including legal course of action to recover the remaining principal amount along with interest; however no provision either for principal or for interest has been made in the books of account as the management of the company is confident of recovering the remaining amount of ICDs.
- 8) The Company has filed the Appeal before the SAT (Securities Appellate Tribunal) against the Order of Adjudicating Officer dated 17th April 2014 & Whole Time Member (WTM) Order dated 8th August 2014. The matter is still pending with SAT.
- 9) During the Year Company has Developed Four new Software products and two Hardware Products in the segment of SMART CITY SOLUTION (Surveillance and Security) and the Company is in the process of getting these IPR'S registered.
- 10) The Company is also reviewing its business segments vs. investment ratio in order to achieve better results in future.



11) The Company has change the registered with in the city.

FOR AND ON BEHALF OF BOARD OF DIRECTORS
FOR BHARATIYA GLOBAL INFOMEDIA LIMITED



(Rakesh Bhatia)

Chairman cum Managing Director

Place: Noida

Date: 30th May 2016

S A M P R K & ASSOCIATES

Chartered Accountants

INDEPENDENT AUDITOR'S REPORT TO THE BOARD OF DIRECTORS OF BHARATIYA GLOBAL INFOMEDIA LIMITED

1. We have audited the accompanying Statement of Standalone Financial Results of BHARATIYA GLOBAL INFOMEDIA LIMITED ("the Company") for the year ended 31st March, 2016 ("the Statement"), being submitted by the Company pursuant to the requirement of Regulation 33 of the SEBI (Listing Obligations and Disclosure Requirements) Regulations, 2015. This Statement, which is the responsibility of the Company's Management and approved by the Board of Directors, has been prepared on the basis of the related financial statements which are in accordance with the Accounting Standards prescribed under Section 133 of the Companies Act, 2013 read with relevant rules issued there under and other accounting principles generally accepted in India. Our responsibility is to express an opinion on the Statement.

We conducted our audit in accordance with the Standards on Auditing issued by the Institute of Chartered Accountants of India. Those Standards require that we plan and perform the audit to obtain reasonable assurance about whether the statement is free from material misstatement. An audit includes examining, on a test basis, evidence supporting amounts disclosed in the statement. An audit also includes evaluating the appropriateness of the accounting policies used and the reasonableness of the significant accounting estimates made by the Management, as well as evaluating the overall presentation of the Statement. We believe that the audit evidence we have obtained is sufficient and appropriate to provide a basis for our audit opinion.

2. In our opinion and to the best of our information and according to the explanations given to us, the Statement:
 - (i) Is presented in accordance with the requirements of Regulation 33 of the SEBI (Listing Obligations and Disclosure Requirements) Regulations, 2015; and
 - (ii) Gives a true and fair view in conformity with the aforesaid Accounting Standards and other accounting principles generally accepted in India of



S A M P R K & ASSOCIATES

Chartered Accountants

the net loss and other financial information of the Company for the year ended 31st March, 2016.

3. The Statement includes the results for the Quarter ended 31st March, 2016 being the balancing figure between audited figures in respect of the full financial year and the published year to date figures up to the third quarter of the current financial year which were subject to limited review by us.

Place: New Delhi

Dated: 30-05-2016

**For SAMPRK & ASSOCIATES
Chartered Accountants
Firm Registration No.013022N**

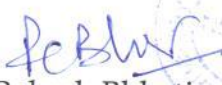



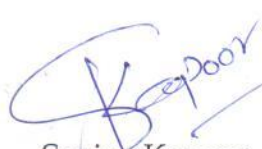

CA. Pankaj Sharma

PARTNER

M. No. ---093446



FORM A (for audit report with unmodified opinion)

1.	Name of the company	Bharatiya Global Infomedia Limited
2.	Annual financial statements for the year ended	31 st March 2016
3.	Type of Audit observation	Un Modified
4.	Frequency of observation	NA
<div style="display: flex; justify-content: space-between;"> <div style="width: 45%;"> <p> Rakesh Bhhatia CMD</p> </div> <div style="width: 45%;"> <p> Chief Financial Officer Bharti Partha Saha</p> </div> </div> <div style="display: flex; justify-content: space-between;"> <div style="width: 45%;"> <p> Auditors Pankaj Sharma SAMPRK Associates M.No 093446</p> <p></p> </div> <div style="width: 45%;"> <p> Sanjay Kapoor Audit Committee Chairman</p> </div> </div> <p>For Bharatiya Global Infomedia Limited</p>		