

Tijaria Polypipes Limited

TIJARIA

AN ISO-9001:2008 CERTIFIED COMPANY
NATIONAL AWARD WINNER

Ref. TPL/BSENSE/16-17/121

Date: - 30th May, 2016

To
The Manager,
Department of Corporate Services
BSE Limited
Phiroze Jeejeebhoy Towers,
Dalal Street,
Mumbai- 400001

To,
Listing Compliances,
National Stock Exchange of India Limited,
Exchange Plaza,
Bandra Kurla Complex,
Mumbai-400051

Scrip Code: 533629

Company Symbol: TIJARIA

Dear Sir,

Re: Outcome of the Board Meeting & Audited Financial results for the Quarter and Financial Year ended 31st March, 2016

Enclosed please find attach the Audited Financial Results of the Company along with the Segment information for the Quarter and Financial Year ended 31st March, 2016 as approved by the Board of Directors in its meeting held on 30th May, 2016, along with the Form A and the Statutory Auditors Report for the said period.

This is for your information and record.

Thanking you

**Yours faithfully,
For Tijaria Polypipes Limited**


**Alok Jain Tijaria
Managing Director
DIN: 00114937**



PIPING SOLUTIONS

TIJARIA POLYPIPES LIMITED

REGD. OFF: 112, KRISHNA SQUARE, SUBHASH NAGAR, JAIPUR - 302016
PH: 0141-4032300, FAX: 0141-4032300, E-MAIL: INFO@TIJARIA-PIPES.COM, CIN: L25209RJ2006PLC022828
AUDITED FINANCIAL RESULTS FOR THE QUARTER AND YEAR ENDED MARCH 31, 2016

(₹ in Lacs)


Particulars	Quarter Ended			Year Ended	
	Audited 31.03.2016	Unaudited 31.12.2015	Audited 31.03.2015	Audited 31.03.2016	Audited 31.03.2015
1. Income From Operations					
(a) Net Sales/Income from Operations (Net of Excise duty)	1,545.32	2,569.05	3,001.66	8,714.13	6,927.72
Total Income from Operations (Net)	1,545.32	2,569.05	3,001.66	8,714.13	6,927.72
2. Expenses					
a. Cost of material consumed	1,355.85	1,361.03	2,058.56	6,100.13	4,851.38
b. Purchase of stock-in-trade	23.54	62.34	4.23	222.62	111.21
c. Changes in inventories of Finished goods, work-in-progress & stock-in-trade	(350.22)	455.13	226.52	(435.17)	(373.17)
d. Employees benefits expenses	87.80	86.88	71.48	350.07	213.96
e. Depreciation	295.65	298.90	608.93	1,179.53	1,352.96
f. Other expenditures	443.92	483.53	359.80	1,870.32	1,324.77
Total Expenses (a to f)	1,856.54	2,747.81	3,329.52	9,287.50	7,481.11
3. Profit / (Loss) from Operations before Other Income, Finance Cost and Exceptional Items (1-2)	(311.22)	(178.76)	(327.86)	(573.37)	(553.39)
4. Add : Other Income	5.22	5.61	414.02	28.22	503.05
5. Profit / (Loss) from ordinary activities before Finance Cost and Exceptional Items (3+4)	(306.00)	(173.15)	86.16	(545.15)	(50.34)
6. Less : Finance Cost	239.57	209.24	240.93	910.27	872.92
7. Profit / (Loss) after finance cost but before Exceptional Items (5-6)	(545.57)	(382.39)	(154.77)	(1,455.42)	(923.26)
8. Exceptional items	4.24	0.19	(13.07)	4.60	(8.03)
9. Profit / (Loss) from Ordinary Activities before tax (7-8)	(549.81)	(382.58)	(141.70)	(1,460.02)	(915.23)
10. Tax expenses	-	-	-	-	-
11. Net Profit / (Loss) from Ordinary Activities after tax (9-10)	(549.81)	(382.58)	(141.70)	(1,460.02)	(915.23)
12. Extraordinary Item (net of tax expenses)	-	-	-	-	-
13. Net Profit / (Loss) for the period (11-12)	(549.81)	(382.58)	(141.70)	(1,460.02)	(915.23)
14. Paid-up equity share capital (face value ₹ 10/- each)	2,362.66	2,362.66	2,362.66	2,362.66	2,362.66
15. Reserve excluding Revaluation Reserves as per balance sheet	-	-	-	3,170.85	4,630.88
16.i Earning Per Share (before extraordinary items)					
(a) Basic	(2.33)	(1.62)	(0.60)	(6.18)	(3.87)
(a) Diluted	(2.33)	(1.62)	(0.60)	(6.18)	(3.87)
16.ii Earning Per Share (after extraordinary items)					
(a) Basic	(2.33)	(1.62)	(0.60)	(6.18)	(3.87)
(a) Diluted	(2.33)	(1.62)	(0.60)	(6.18)	(3.87)

Note:

- 1 The above results have been reviewed by the Audit Committee and thereafter approved by the Board of Directors at the meeting held on 30th May, 2016.
- 2 Previous year/quarter figures have been regrouped/rearranged wherever considered necessary.
- 3 Segment Reporting: The Company primarily operates in two segments i.e. Pipes & Textiles and for segment reporting, the products considered for each business segment are: 1) Pipes includes HDPE/PVC pipe, irrigation system; 2) Textile includes POY, DTY Yarn Mink Blankets.
- 4 The figures of the last quarter are the balancing figures between audited figures in respect of full financial year and unaudited published year to date figures upto the third quarter of the current financial year.
5. Company's banking facilities with Bank of India has slipped into Non Performing Asset category. Debt restructuring proposal is under consideration with the bank.

(₹ in Lacs)

Particulars	Quarter Ended			Year Ended	
	Audited 31.03.2016	Unaudited 31.12.2015	Audited 31.03.2015	Audited 31.03.2016	Audited 31.03.2015
Segment Revenue (Net Sales/Income)					
a) Pipes	914.65	1,217.36	2,337.05	4,956.67	4,189.95
b) Textile	630.67	1,351.69	664.64	3,757.46	2,737.77
c) Unallocated	-	-	-	-	-
Total	1,545.32	2,569.05	3,001.69	8,714.13	6,927.72
Less: Inter Segment Revenue	-	-	-	-	-
Net Sales / Income from Operations	1,545.32	2,569.05	3,001.69	8,714.13	6,927.72
Segment Results - Profit / (Loss) before interest & tax & after considering exceptional item					
a) Pipes	36.30	(176.56)	(285.08)	122.55	(127.57)
b) Textile	(346.54)	3.22	(22.19)	(672.30)	(316.20)
c) Unallocated	-	-	393.43	-	393.43
Total	(310.24)	(173.34)	86.16	(549.75)	(50.34)
Less : Finance Cost	239.57	209.24	240.93	910.27	872.92
Less : Un-allocable expenditures out of unallocable income	-	-	(13.07)	-	(8.03)
Profit / (Loss) before tax	(549.81)	(382.58)	(141.70)	(1,460.02)	(915.23)
Capital Employed (Segment Assets - Segment Liabilities)					
a) Pipes	2,885.04	6,506.85	4,306.52	2,885.04	4,306.52
b) Textile	5,028.69	2,593.34	5,519.58	5,028.69	5,519.58
c) Less: Unallocable liabilities net of assets	-	-	-	-	-
Total	7,913.73	9,100.19	9,826.10	7,913.73	9,826.10



Statement of Audited Assets & Liabilities


(₹ in Lacs)

Particulars	As at 31.03.2016 Audited	As at 31.03.2015 Audited
A. Equity And Liabilities		
1 Shareholders' funds		
(a) Share capital	2,362.66	2,362.66
(b) Reserves and surplus	3,170.85	4,630.88
Sub-Total - Shareholders' funds	5,533.51	6,993.54
2 Non-current liabilities		
(a) Long-term borrowings	2,380.21	2,832.56
(b) Other Non Current Liabilities	24.90	50.83
Sub-Total - Non - current liabilities	2,405.11	2,883.39
3 Current liabilities		
(a) Short-term borrowings	2,953.07	2,105.65
(b) Trade payables	747.88	1,069.89
(c) Other current liabilities	1,433.63	1,499.97
(d) Short-term provisions	10.79	2.62
Sub-Total - Current liabilities	5,145.37	4,678.13
Total-Equity And Liabilities	13,083.99	14,555.06
B. Assets		
1 Non-current assets		
(a) Fixed assets	6,677.35	7,692.10
(b) Long-term loans and advances	583.63	548.25
(c) Other non-current assets	255.92	225.55
Sub-Total - Non-current assets	7,516.90	8,465.90
2 Current assets		
(a) Inventories	2,716.71	2,396.01
(b) Trade receivables	2,479.04	3,167.02
(c) Cash and cash equivalents	44.92	129.80
(d) Short-term loans and advances	243.08	271.55
(e) Other current assets	83.34	124.78
Sub-Total - Current assets	5,567.09	6,089.16
Total-Assets	13,083.99	14,555.06

For Tijaria Polypipes Limited






Alok Jain Tijaria
Managing Director
DIN: 00114937



Place: Jaipur
Date: 30.05.2016

FORM A
(For Audit Report with unmodified opinion)

1	Name of the Company	Tijaria Polypipes Limited
2	Annual financial statements for the year ended	31 st March, 2016
3	Types of audit observation	Un-qualified
4	Frequency of observation	Not Applicable
5	To be signed by - CEO / Managing Director	 (Alok Jain Tijaria)
6	Auditors of the Company	For Agrawal Jain & Gupta Chartered Accountants FRN 013538C  CA Nitesh Agrawal Partner M.No. 406155
7	Audit Committee Chairman	 (Ravi Prakash Jain)

Note: Position of CFO is vacant and the appointment is in process.

AGRAWAL JAIN & GUPTA

Chartered Accountants



Head Office :- Near Mamta Ice Factory, Opp. Om Dharam Kanta, Ringus Road, Chomu, Jaipur - 303702
Jaipur Office :- Shop No. 437, Opp. S.K. Soni Hospital, Sikar Road, Jaipur - 302039
Ph: 0141-2236375, 01423-222792 Mob. : 98291-59490, 99284-02198, 97029-28280
e-mail: ajngupta@gmail.com

INDEPENDENT AUDITORS' REVIEW REPORT

To Board of Directors of **TIJARIA POLYPIPES LIMITED**


We have audited the quarterly financial results of **TIJARIA POLYPIPES LIMITED** for the quarter ended on 31.03.2016 and the 12 Months ended to date results for the period from 01.04.2015 to 31.03.2016, attached herewith, being submitted by the company pursuant to the requirement of Regulation 33 of the SEBI (Listing Obligations and Disclosure Requirements) Regulations, 2015. These quarterly financial results as well as the year to date financial results have been prepared on the basis of the interim financial statements, which are the responsibility of the company's management. Our responsibility is to express an opinion on these financial results based on our audit of such interim financial statements, which have been prepared in accordance with the recognition and measurement principles laid down in Accounting Standard for Interim Financial Reporting (AS 25 / Ind AS 34), prescribed, under Section 133 of the Companies Act, 2013 read with relevant rules issued thereunder; or by the Institute of Chartered Accountants of India 1, as applicable and other accounting principles generally accepted in India.

We conducted our audit in accordance with the auditing standards generally accepted in India. Those standards require that we plan and perform the audit to obtain reasonable assurance about whether the financial results are free of material misstatement(s). An audit includes examining, on a test basis, evidence supporting the amounts disclosed as financial results. An audit also includes assessing the accounting principles used and significant estimates made by management. We believe that our audit provides a reasonable basis for our opinion.

In our opinion and to the best of our information and according to the explanations given to us these quarterly financial results as well as the year to date results:

- (i) Are presented in accordance with the requirements of Regulation 33 of the SEBI (Listing Obligations and Disclosure Requirements) Regulations, 2015 in this regard; and
- (ii) Give a true and fair view of the net profit/loss and other financial information for the quarter ended on 31.03.2016 as well as the 12 months to date results for the period from 01.04.2015 to 31.03.2016.

For **AGRAWAL JAIN AND GUPTA,**
Chartered Accountants
FRN-013538C


(CA. Nitesh Agrawal)



Partner
M.No.-406155
Place: Jaipur
Dated: 30.05.2016