

25th May, 2016

The Bombay Stock Exchange Ltd
National Stock Exchange of India Ltd

Dear Sirs,

Sub: Outcome of the Board Meeting

Scrip Code Number : 531439
Name on the Bolt : Goldstone Technologies Ltd
Scrip ID on Bolt : GOLDTECH

With reference to the cited subject matter, we would like to inform you that the Board of Directors of the Company at their meeting held on 25th May, 2016, have, inter alia, approved the Standalone and Consolidated Audited Financial Results for the Quarter & Year ended 31st March, 2016 and Statement of Assets & Liabilities as at 31.03.2016.

In this regard, please find enclosed the copies of the

- Standalone Financial Results for the quarter and year ended 31st March, 2016
- Statement of Standalone Assets and Liabilities as at 31st March, 2016
- Auditors Report on Standalone Financial Results for the period ended 31st March, 2016
- Form A for the Standalone Financial Results
- Consolidated Financial Results for the quarter and year ended 31st March, 2016
- Statement of Consolidated Assets and Liabilities as at 31st March, 2016
- Auditors Report on Consolidated Financial Results for the period ended 31st March, 2016
- Form A for the Consolidated Financial Results

This is for your information and record.

Thanking You.

Yours faithfully,

For Goldstone Technologies Limited



Roopali Kale
Company Secretary
Encl: a/a

GOLDSTONE TECHNOLOGIES LIMITED

 Cin : L72200TG1994PLC017211 Email Id : corporate@goldstonetech.com
 9-1-83 & 84, AC Sharma Complex, S D Road Secunderabad, Ph. No 040 - 27807640, Fax +91-040-39120023
AUDITED STANDALONE FINANCIAL RESULTS FOR THE 4th QUARTER & YEAR ENDED 31st March 2016

Particulars	(Rs. In Millions)				
	Quarter ending 31.03.2016	Preceding Quarter ending 31.12.2015	Corresponding Quarter ending 31.03.2015	Year to Date 31.03.2016	Previous Year ending 31.03.2015
	Audited	Un-Audited	Audited	Audited	Audited
PART-I					
1. Income from Operations					
(a) Net Sales/Income from Operations	52.99	60.60	69.62	237.45	290.66
(b) Other Operating Income	-	-	-	-	-
Total Income from operations(Net)	52.99	60.60	69.62	237.45	290.66
2. Expenditure					
(a).Cost of Software Licences	8.05	11.86	16.38	47.37	36.60
(b).Employee benefits expense	47.32	39.00	43.36	165.73	174.92
(c).Depreciation and amortization expense	11.54	11.51	9.27	46.05	47.61
(d).Other expenses	7.42	5.24	8.98	24.51	32.95
Total Expenses	74.33	67.61	77.99	283.66	292.08
3. Profit / (Loss) from Operations before Other Income, finance costs and Exceptional Items (1-2)	(21.34)	(7.01)	(8.37)	(46.21)	(1.42)
4. Other Income	1.82	0.09	1.52	2.35	1.88
5. Profit / (Loss) from ordinary activities before Finance costs and Exceptional Items (3+4)	(19.52)	(6.92)	(6.85)	(43.86)	0.46
6. Finance costs	1.20	0.71	0.09	2.49	1.01
7. Profit / (Loss) from ordinary activities after Finance costs but before Exceptional Items (5-6)	(20.72)	(7.63)	(6.94)	(46.35)	(0.55)
8. Exceptional items	-	-	-	-	-
9. Profit / (Loss) from Ordinary Activities before tax (7+8)	(20.72)	(7.63)	(6.94)	(46.35)	(0.55)
10. Tax expense	(34.10)	(1.24)	37.44	(37.84)	36.01
11. Net Profit / (Loss) from Ordinary Activities after tax (9-10)	13.38	(6.39)	(44.38)	(8.51)	(36.56)
12. Extraordinary Item (net of tax expense Rs.)	0.14	-	1.45	0.14	1.45
13. Net Profit / (Loss) for the period (11-12)	13.24	(6.39)	(45.83)	(8.65)	(38.01)
14. Paid-up equity share capital (Face Value of Rs.10/- each)	187.82	187.82	187.82	187.82	187.82
15. Reserve excluding Revaluation Reserves as per balance sheet of previous accounting year				347.92	356.57
16. Earnings Per Share (EPS)					
a) Basic and diluted EPS before Extraordinary items for the period, for the year to date and for the previous year (not to be annualized)	0.71	(0.34)	(2.36)	(0.45)	(1.95)
b) Basic and diluted EPS after Extraordinary items for the period, for the year to date and for the previous year (not to be annualized)	0.70	(0.34)	(2.44)	(0.46)	(2.02)

For GOLDSTONE TECHNOLOGIES LIMITED


 MANAGING DIRECTOR

Segment wise Standalone financial results for the quarter ended 31st March 2016

(Rs. In Millions)


Particulars	Quarter ending 31.03.2016	Preceding Quarter ending 31.12.2015	Corresponding Quarter ending 31.03.2015	Year to Date 31.03.2016	Previous Year ending 31.03.2015
	Audited	Un-Audited	Audited	Audited	Audited
1 Segment Revenue					
a) Information Technology / Software Services	42.24	44.81	45.12	177.61	244.30
b) Software License	10.75	15.79	24.50	59.84	46.36
Net Sales / Income from Operations	52.99	60.60	69.62	237.45	290.66
2 Segment Results					
Profit(+)/Loss(-) before tax, Deprn. & interest from					
a) Information Technology / Software Services	(9.25)	3.93	1.57	(0.27)	44.27
b) Software License	1.27	0.66	0.85	2.46	3.80
Total	(7.98)	4.59	2.42	2.19	48.07
Less: Interest (not allocable)	1.20	0.71	0.09	2.49	1.01
Less: Depreciation (not allocable)	11.54	11.51	9.27	46.05	47.61
Total Profit/(Loss) Before Tax	(20.72)	(7.63)	(6.94)	(46.35)	(0.55)

Notes :

- The above financial results have been reviewed by the Audit Committee and taken on record by the Board of Directors of the Company at its meeting held on 25th May, 2016. The Statutory Auditors have carried out an audit of the above results for the quarter & year ended March 31, 2016.
- Figures for the quarter ended March 31st, 2016 and March 31, 2015 are the balancing figures between audited figures in respect of the full financial year and published year to date figures upto the third quarter of the relevant financial year
- Deferred Tax Assets has been provided as per Accounting Standard 22 (AS-22) - Accounting for Taxes on income issued by ICAI
- These Audited financial results have been prepared in accordance with the Accounting Standard specified under Section 133 of the Companies Act'2013 read with Rule 7 of the Companies (Accounts) Rules 2014, Accounting Standards issued by the Institute of Chartered Accountants of India and other generally accepted accounting principles in India.
- Segment Capital Employed: Segregation of assets, liabilities, depreciation and other non-cash expenses into various primary segments has not been done, as the assets are used interchangeably between segments. Accordingly no disclosure relating to segmental assets and liabilities has been made.
- Previous period's figures have been regrouped/ reclassified wherever necessary to confirm with the current periods classification/disclosure.

 Place : Secunderabad
 Date : 25.05.2016

 By order of the Board
 For GOLDSTONE TECHNOLOGIES LIMITED


 P S Parthasarathy
 Managing Director

GOLDSTONE TECHNOLOGIES LIMITED
Statement of Standalone Assets and Liabilities as at 31st March, 2016

Particulars	As on 31/03/2016	As on 31/03/2015
	Rs. In Millions	Rs. In Millions
I. EQUITY AND LIABILITIES		
(1) Shareholder's Funds		
(a) Share Capital	187.821	187.821
(b) Reserves and Surplus	347.921	356.572
(2) Non-Current Liabilities		
(a) Deffered tax liabilities (Net)	(2.540)	34.750
(b) Long term provisions	12.853	5.259
(3) Current Liabilities		
(a) Short-term borrowings	117.599	127.805
(b) Trade payables	13.479	24.702
(c) Other current liabilities	4.369	5.338
(d) Short-term provisions	2.462	1.932
Total	683.964	744.179
II. Assets		
(1) Non-current assets		
<i>(a) Fixed assets</i>		
(i) Tangible assets	103.605	106.129
(ii) Intangible assets	100.305	141.795
(iii) Tangible assets under development	132.737	132.737
(b) Non-current investments	92.762	92.762
(c) Long term loans and advances	171.495	150.058
(d) Other non-current assets	20.537	22.111
(2) Current assets		
(a) Trade receivables	47.159	76.820
(b) Cash and cash equivalents	13.560	18.978
(c) Short-term loans and advances	1.804	2.789
Total	683.964	744.179

By order of the Board
 For GOLDSTONE TECHNOLOGIES LIMITED

Managing Director



Place : Secunderabad
 Date : 25.05.2016




P. MURALI & CO.,
CHARTERED ACCOUNTANTS
6-3-655/2/3, SOMAJIGUDA,
HYDERABAD - 500 082. INDIA

Tel. : (91-40) 2332 6666, 2331 2554
2339 3967, 2332 1470
Fax : (91-40) 2339 2474
E-mail : pmurali.co@gmail.com
info@pmurali.com
Website : www.pmurali.com

**Auditor's Report on Quarterly Financial Results and Year to Date
Financial Results of Goldstone Technologies Limited pursuant to the
Regulation 33 of the SEBI (Listing Obligations and Disclosures
Requirements) Regulations, 2015.**

To,
The Board of Directors
Goldstone Technologies Limited

1. We have audited the quarterly financial results of **Goldstone Technologies Limited** for the quarter ended March 31, 2016 and to the year to date financial results for the year ended March 31, 2016, attached herewith, being submitted by the Company pursuant to the requirement of Regulation 33 of the SEBI (Listing Obligation and Disclosure Requirements) Regulations, 2015, except for the disclosures regarding Public Shareholding' and 'Promoter and Promoter Group Shareholding' which have been traced from disclosures made by the management and have not been audited by us. The quarterly financial results are the derived figures between the audited figures in respect of the year ended March 31, 2016 and the published year-to-date figures up to December 31, 2015, being the date of the end of the third quarter of the current financial year, which were subject to limited review. The financial results for the quarter ended March 31, 2016 have been prepared on the basis of the financial results for the nine-month period ended December 31, 2015, the audited annual financial statements as at and for the year ended March 31, 2016, and the relevant requirement of Regulation 33 of the SEBI (Listing Obligation and Disclosure Requirements) Regulations, 2015 and are the responsibility of the Company's management and have been approved by the Board of Directors of the Company. Our responsibility is to express an opinion on these Financial results based on our review of the financial results for the nine-month period ended December 31, 2015 which was prepared in accordance with the recognition and measurement principles laid down in Accounting Standard (AS) 25, Interim Financial Reporting, specified under section 133 of the act, read with rule 7 of the companies (Accounts) Rules 2014 and other accounting principles generally accepted in India; our audit of the annual financial statements as at and for the year ended March 31, 2016; and the relevant requirement of Regulation 33 of the SEBI (Listing Obligation and Disclosure Requirements) Regulations, 2015.
2. We conducted our audit in accordance with the auditing standards generally accepted in India. Those standards require that we plan and perform the audit to obtain reasonable assurance about whether the financial results are free of material misstatement. An audit includes examining, on a test basis, evidence supporting the amounts disclosed as financial results. An audit also includes assessing the accounting principles used and significant estimates made by management. We believe that our audit provides a reasonable basis for our opinion.





P. MURALI & CO.,
CHARTERED ACCOUNTANTS
6-3-655/2/3, SOMAJIGUDA,
HYDERABAD - 500 082, INDIA

Tel. : (91-40) 2332 6666, 2331 2554
2339 3967, 2332 1470
Fax : (91-40) 2339 2474
E-mail : pmurali.co@gmail.com
info@pmurali.com
Website : www.p murali.com

3. In our opinion and to the best of our information and according to the explanations given to us, these quarterly financial results as well as the year to date financial results:
- (i) are presented in accordance with the requirements of Regulation 33 of the SEBI(Listing Obligations and Disclosures Requirements) Regulations, 2015 in this regard; and
 - (ii) give a true and fair view of the net loss and other financial information for the quarter ended March 31, 2016 as well as the year to date results for the period from April 1, 2015 to March 31, 2016.
4. Further, read with paragraph 1 above, we report that the figures for the quarter ended March 31, 2016 represent the derived figures between the audited figures in respect of the financial year ended March 31, 2016 and the published year-to-date figures up to December 31, 2015, being the date of the end of the third quarter of the current financial year, which were subjected to a limited review as stated in paragraph 1 above, as required under Regulation 33 of the SEBI (Listing Obligation and Disclosure Requirements) Regulations, 2015
5. Further, read with paragraph 1 above, we also report that we have, on the basis of the books of account and other records and information and explanations given to us by the management, also verified the number of shares as well as percentage of shareholdings in respect of aggregate amount of public shareholdings, as furnished by the company in terms of clause 35 of the Listing Agreement and found the same to be correct.

For P. Murali & Co.,
Chartered Accountants
Firm's Registration number: 007257S





P. Murali Mohana Rao
Partner
M.No. 023412



Place: Hyderabad
Date: 25-05-2016

Form A

(For Audit Report with unmodified opinion along-with Financial Results)

1.	Name of the Company	Goldstone Technologies Limited
2.	Annual financial statements for the year ended	31 st March, 2016 (Standalone)
3.	Type of Audit observation	No qualified / no modified opinion
4.	Frequency of observation	Not Applicable
5.	To be signed by-	
	Mr.P.S.Parthasarathy Managing Director	
	Mr.Vithal V S S N K Popuri Chief Financial Officer	
	Mr.P.Murali Mohana Rao Partner Membership No. 023412 For P.Murali & Co., Chartered Accountants FRN: 007257S Statutory Auditors	
	Mr. K.S.Sarma Chairman of the Audit Committee	

GOLDSTONE TECHNOLOGIES LIMITED

 Cin : L72200TG1994PLC017211 Email Id : corporate@goldstonetech.com
 9-1-83 & 84, AC Sharma Complex, S D Road Secunderabad, Ph. No 040 - 27807640, Fax +91-040-39120023
AUDITED CONSOLIDATED FINANCIAL RESULTS FOR THE 4th QUARTER & YEAR ENDED 31st March, 2016

(Rs. In Millions)

Particulars	Quarter ending 31.03.2016	Preceding Quarter ending 31.12.2015	Corresponding Quarter ending 31.03.2015	Year to Date 31.03.2016	Previous Year ending 31.03.2015
	Audited	Un-Audited	Audited	Audited	Audited
PART-I					
1. Income from Operations					
(a) Net Sales/Income from Operations	105.99	124.32	154.25	519.83	697.18
(b) Other Operating Income	-	-	-	-	-
Total Income from operations(Net)	105.99	124.32	154.25	519.83	697.18
2. Expenditure					
(a).Cost of Software Licences	8.05	11.86	16.38	47.37	36.60
(b).Employee benefits expense	104.11	101.16	133.27	440.36	552.24
(c).Depreciation and amortization expense	11.54	11.51	9.31	46.05	47.65
(d).Other expenses	5.51	9.65	8.15	35.83	53.65
Total Expenses	129.21	134.18	167.11	569.61	690.14
3. Profit / (Loss) from Operations before Other Income, finance costs and Exceptional Items (1-2)	(23.22)	(9.86)	(12.86)	(49.78)	7.04
4. Other Income	2.07	0.09	1.84	2.60	11.09
5. Profit / (Loss) from ordinary activities before Finance costs and Exceptional Items (3+4)	(21.15)	(9.77)	(11.02)	(47.18)	18.13
6. Finance cost	1.21	0.73	0.14	2.53	1.05
7. Profit / (Loss) from ordinary activities after Finance costs but before Exceptional Items (5-6)	(22.36)	(10.50)	(11.16)	(49.71)	17.08
8. Exceptional items	-	-	-	-	-
9. Profit / (Loss) from Ordinary Activities before tax (7+8)	(22.36)	(10.50)	(11.16)	(49.71)	17.08
10. Tax expense	(34.09)	(2.01)	34.76	(37.89)	42.90
11. Net Profit / (Loss) from Ordinary Activities after tax (9-10)	11.73	(8.49)	(45.92)	(11.82)	(25.82)
12. Extraordinary Item (net of tax expense Rs.)	0.14	-	1.45	0.14	1.45
13. Net Profit / (Loss) for the period (11-12)	11.59	(8.49)	(47.37)	(11.96)	(27.27)
14. Share of Profit/ (Loss) of Associates	-	-	-	-	-
15. Minority Interest	-	-	-	-	-
16. Net Profit / (Loss) after taxes, Minority interest and share of profit / (loss) of associates (13+14+15)	11.59	(8.49)	(47.37)	(11.96)	(27.27)
17. Paid-up equity share capital (Face Value of Rs10/- each)	187.82	187.82	187.82	187.82	187.82
18. Reserve excluding Revaluation Reserves as per balance sheet of previous accounting year				487.72	499.67
19. Earnings Per Share (EPS)					
a) Basic and diluted EPS before Extraordinary items for the period, for the year to date and for the previous year (not to be annualized)	0.62	(0.45)	(2.44)	(0.63)	(1.37)
b) Basic and diluted EPS after Extraordinary items for the period, for the year to date and for the previous year (not to be annualized)	0.62	(0.45)	(2.52)	(0.64)	(1.45)

For GOLDSTONE TECHNOLOGIES LIMITED


 MANAGING DIRECTOR

Segment wise consolidated financial results for the quarter ended 31st March 2016

(Rs. In Millions)

Particulars	Quarter ending 31.03.2016	Preceding Quarter ending 31.12.2015	Corresponding Quarter ending 31.03.2015	Year to Date 31.03.2016	Previous Year ending 31.03.2015
	Audited	Un-Audited	Audited	Audited	Audited
1. Segment Revenue					
a) USA - Information Technology Service / Software Services	58.85	71.75	87.38	305.47	442.73
b) India - Information Technology Service / Software Services	36.40	36.78	42.37	154.53	211.08
c) Software Licenses	10.74	15.79	24.50	59.83	46.36
Less: Inter Company Sales	-	-	-	-	(2.99)
Net Sales / Income from Operations	105.99	124.32	154.25	519.83	697.18
2. Segment Results					
Profit(+)/Loss(-) before tax ,Deprn. & interest from					
a) USA - Information Technology Service / Software Services	(3.83)	(0.21)	(1.48)	(2.18)	42.06
b) India - Information Technology Service / Software Services	(7.05)	1.29	(1.08)	(1.41)	19.92
c) Software Licenses	1.27	0.66	0.85	2.46	3.80
Total	(9.61)	1.74	(1.71)	(1.13)	65.78
Less: Interest (not allocable)	1.21	0.73	0.14	2.53	1.05
Less: Depreciation (not allocable)	11.54	11.51	9.31	46.05	47.65
Total Profit/(Loss) Before Tax	(22.36)	(10.50)	(11.16)	(49.71)	17.08

Notes :

- The above financial results have been reviewed by the Audit Committee and taken on record by the Board of Directors of the Company at its meeting held on 25th May, 2016. The Statutory Auditors have carried out audit of the above results for the quarter and year ended March 31, 2016.
- Figures for the quarter ended March 31st, 2016 and March 31, 2015 are the balancing figures between audited figures in respect of the full financial year and published year to date figures upto the third quarter of the relevant financial year
- Deferred Tax Assets has been provided as per Accounting Standard 22 (AS-22) - Accounting for Taxes on Income issued by ICAI
- These audited financial results have been prepared in accordance with the Accounting Standard specified under Section 133 of the Companies Act'2013 read with Rule 7 of the Companies (Accounts) Rules 2014, Accounting Standards issued by the Institute of Chartered Accountants of India and other generally accepted accounting principles in india
- Segment Capital Employed: Segregation of assets, liabilities, depreciation and other non-cash expenses into various primary segments has not been done, as the assets are used interchangeably between segments. Accordingly no disclosure relating to segmental assets and liabilities has been made.
- Previous period's figures have been regrouped/ reclassified wherever necessary to confirm with the current periods classification/disclosure.
- The Company has consolidated its results based on Accounting Standard issued by ICAI.
- Key Standalone Financial Results of the Company for the aforesaid periods, which are also available on Company's website: www.goldstonetech.com and stock exchanges's websites like www.nseindia.com or www.bseindia.com.

Particulars	Quarter ending		Year to date	
	31.03.2016	31.12.2015	31.03.2016	31.03.2015
	Audited	Un Audited	Audited	Audited
Turnover	52.99	60.60	237.45	290.66
Profit before Tax	(20.72)	(7.63)	(46.35)	(0.55)
Profit after Tax	13.24	(6.39)	(8.65)	(38.01)

 Place : Secunderabad
 Date : 25.05.2016

 By order of the Board
 For GOLDSTONE TECHNOLOGIES LIMITED

 P S Parthasarathy
 Managing Director


GOLDSTONE TECHNOLOGIES LIMITED		
Statement of Consolidated Assets and Liabilities as at 31st March, 2016		
Particulars	As on 31/03/2016	As on 31/03/2015
	Rs. In Millions	Rs. In Millions
I. EQUITY AND LIABILITIES		
(1) Shareholder's Funds		
(a) Share Capital	187.821	187.821
(b) Reserves and Surplus	487.717	499.667
(2) Minority Interest		
	0.001	0.001
(3) Non-Current Liabilities		
(a) Deferred tax liabilities (Net)	(2.540)	34.750
(b) Long term provisions	12.853	5.259
(4) Current Liabilities		
(a) Short-term borrowings	117.599	127.805
(b) Trade payables	42.095	70.371
(c) Other current liabilities	6.570	9.971
(d) Short-term provisions	53.087	41.745
Total	905.203	977.390
II. Assets		
(1) Non-current assets		
<i>(a) Fixed assets</i>		
(i) Tangible assets	103.605	106.129
(ii) Intangible assets	192.889	234.458
(iii) Tangible assets under development	132.737	132.737
(b) Non-current investments	0.000	0.000
(c) Long term loans and advances	171.495	150.058
(d) Other non-current assets	20.604	22.111
(2) Current assets		
(a) Trade receivables	58.922	108.458
(b) Cash and cash equivalents	169.601	169.185
(c) Short-term loans and advances	55.350	54.254
Total	905.203	977.390

By order of the Board
 For GOLDSTONE TECHNOLOGIES LIMITED

Place : Secunderabad
 Date : 25.05.2016

Managing Director





P. MURALI & CO.,
CHARTERED ACCOUNTANTS
6-3-655/2/3, SOMAJIGUDA,
HYDERABAD - 500 082. INDIA

Tel. : (91-40) 2332 6666, 2331 2554
2339 3967, 2332 1470
Fax : (91-40) 2339 2474
E-mail : pmurali.co@gmail.com
info@pmurali.com
Website : www.pmurali.com

Auditor's Report on Quarterly Consolidated Financial Results and Consolidated Year to Date Financial Results of Goldstone Technologies Limited pursuant to the Regulation 33 of the SEBI (Listing Obligations and Disclosures Requirements) Regulations, 2015.

To
Board of Directors
Goldstone Technologies Limited

We have audited the quarterly consolidated financial results of Goldstone Technologies Limited (the company) and its subsidiaries (collectively referred to as "The Group") for the quarter ended 31st March, 2016 and the consolidated year to date results for the period from 01st April, 2015 to 31st March, 2016 attached herewith, being submitted by the company pursuant to the requirement of Regulation 33 of the SEBI (Listing Obligations and Disclosures Requirements) Regulations, 2015. The quarterly consolidated financial results and consolidated year to date financial results have been prepared from consolidated interim financial statements, which are the responsibility of the Company's management. Our responsibility is to express an opinion on the Consolidated financial results based on our audit of such Consolidated interim financial statements, which have been prepared in accordance with the recognition and measurement principles laid down in Accounting Standard for Interim Financial Reporting (AS) 25, specified under section 133 of the Companies Act, 2013 read with relevant rules issued thereunder and other accounting principles generally accepted in India.

We conducted our audit in accordance with the auditing standards generally accepted in India. Those standards require that we plan and perform the audit to obtain reasonable assurance about whether the financial results are free of material misstatement(s). An audit includes examining, on a test basis, evidence supporting the amounts disclosed as financial results. An audit also includes assessing the accounting principles used and significant estimates made by management. We believe that our audit provides a reasonable basis for our opinion.

We did not audit the financial statements and financial information of the one Subsidiary Company which are included in the consolidated quarterly financial results and consolidated year to date results, whose consolidated interim financial statements reflect total assets of Rs. 29,54,90,208/- as at 31st March, 2016 as well as the total revenue of Rs. 28,23,87,679/- as at 31st March, 2016. These include Audited Interim financial statements and other financial information has been audited by other Auditors whose reports have been furnished to us and our opinion on the quarterly financial results and the year to date results, to the extent they have been derived from such interim financial statements is based solely on the report of such other auditors.





P. MURALI & CO.,

CHARTERED ACCOUNTANTS
6-3-655/2/3, SOMAJIGUDA,
HYDERABAD - 500 082. INDIA

Tel. : (91-40) 2332 6666, 2331 2554
2339 3967, 2332 1470
Fax : (91-40) 2339 2474
E-mail : pmurali.co@gmail.com
info@pmurali.com
Website : www.p murali.com

In our opinion and to the best of our information and according to the explanations given to us these consolidated quarterly financial results as well as the consolidated year to date financial results:

1. Include the quarterly and year to date financial results of the following entities;


- (A) Staytop Systems Inc.
- (B) Staytop Systems and software pvt ltd

2. have been presented in accordance with the requirements of Regulation 33 of the SEBI(Listing Obligations and Disclosures Requirements) Regulations, 2015 in this regard; and

3. give a true and fair view of the net losses and other financial information for the quarter ended 31st March 2016, as well as the year to date results for the period from 1st April 2015 to 31st March 2016.

For P. Murali & Co.,
Chartered Accountants
FRN: 007257S




P.Murali Mohana Rao
Partner
M No. 023412



Place: Hyderabad
Date: 25-05-2016

Form A

(For Audit Report with unmodified opinion along-with Financial Results)

1.	Name of the Company	Goldstone Technologies Limited
2.	Annual financial statements for the year ended	31 st March, 2016 (Consolidated)
3.	Type of Audit observation	No qualified / no modified opinion
4.	Frequency of observation	Not Applicable
5.	To be signed by-	
	Mr.P.S.Parthasarathy Managing Director	
	Mr.Vithal V S S N K Popuri Chief Financial Officer	
	Mr.P.Murali Mohana Rao Partner Membership No. 023412 For P.Murali & Co., Chartered Accountants FRN: 007257S Statutory Auditors	
	Mr. K.S.Sarma Chairman of the Audit Committee	