



Ref:261/SSML/CS/2016-17

21st May 2016

The DGM Listing,
The Bombay Stock Exchange Ltd,
Floor No. 25, P.J.Towers, Dalal Street,
MUMBAI – 400 001.

Dear Sir,

AUDITED FINANCIAL RESULTS FOR Q-4 and year ended 31.03.2016

Pursuant to Regulation 33(3) of Securities and Exchange Board of India (Listing Obligations and Disclosure Requirements) Regulations 2015, we send herewith Audited Financial Results of our Company for the 4th quarter and the year ended 31st Mach 2016, which have been duly reviewed by the Audit Committee of our Company at the Audit Committee Meeting held on 20-05-2016 and approved by our Board at the Board Meeting held on 21-05-2016 at the Registered office of our Company in Kamaraj Nagar Colony, Salem – 636 014, together with Form A (Unqualified Audit Report) duly signed by the Chairman of the Audit Committee, Chairman and Managing Director, Chief Financial Officer and Statutory Auditors of our Company.


This has also been sent to your Office by e-mail immediately after the Board Meeting to your e-mail ids: corp.compliance@bseindia.com, corporate@bseindia.com, bsehelp@bseindia.com and corp.relations@bseindia.com.

We are also uploading the above Audited Financial Results in our WEB Site 'www.sambandam.com'. and also in BSE website [http://listing .bseindia.com](http://listing.bseindia.com).

Kindly acknowledge receipt of the above.




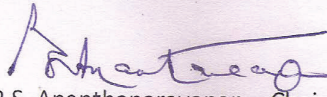
Thanking you,

Yours faithfully,
for Sambandam Spinning Mills Limited


(R.S.Shanmugan)
Company Secretary

FORM A

Format of covering letter of the annual report to be filled with the Stock Exchanges

1.	Name of the Company	Sambandam Spinning Mills Limited
2.	Annual financial statements for the year ended	March 31, 2016
3.	Type of Audit observation	Un-qualified
4.	Frequency of observation	NA
5.	To be signed by – <ul style="list-style-type: none">• CEO/Managing Director• CFO• Auditor of the Company• Audit Committee Chairman	 S. Devarajan – Chairman and Managing Director  D. Niranjan Kumar - CFO  R. Krishnen – Partner M.S. Krishnaswami & Rajan  P.S. Ananthanarayanan – Chairman of Audit Committee

SAMBANDAM SPINNING MILLS LIMITED (CIN : L17111TZ1973PLC000675)

Regd. Office : Mill Premises, Kamaraj Nagar Colony, Salem 636 014

e-mail : corporate@sambandam.com Phone 0427 2240790 Fax 0427 2240169 Web site : www.sambandam.com

STATEMENT OF AUDITED (STANDALONE AND CONSOLIDATED FINANCIAL RESULTS FOR THE YEAR ENDED MARCH 31, 2016

Rs. Lakhs

		Three months ended			Year ended		Year ended CONSOLIDATED 31.03.2016
		STANDALONE			STANDALONE		
		31.03.2016	31.12.2015	31.03.2015	31.03.2016	31.03.2015	
	Unaudited	Unaudited	Unaudited	Audited	Audited	Audited	
	<u>Part-I</u>						
1.	Income from Operations						
a.	Net Sales / Income from operations	5,151.97	4,678.85	5,685.80	20,524.96	24,195.94	20,524.96
b.	Other Operating Income	5.50	4.17	5.41	17.26	36.78	17.26
	Total Income from Operations	5,157.48	4,683.02	5,691.21	20,542.23	24,232.72	20,542.24
2.	Expenses						
a.	Cost of Materials consumed	3,115.58	2,716.84	2,796.11	12,073.90	13,747.45	12,073.90
b.	Purchase of stock-in-trade						
c.	Changes in inventories of finished goods, work in progress and stock in trade	(218.01)	(98.36)	412.55	(590.79)	650.11	(590.79)
d.	Employee benefits expense	626.67	580.59	619.54	2,396.07	2,457.83	2,396.07
e.	Depreciation and amortisation expense	273.84	263.54	301.94	1,068.45	1,085.18	1,068.45
f.	Power cost (net)	705.60	752.94	877.91	2,883.12	2,860.95	2,883.12
f.	Other expenses	380.00	355.06	391.18	1,499.39	1,835.81	1,499.39
	Total Expenses	4,883.68	4,570.61	5,399.22	19,330.14	22,637.33	19,330.16
3.	Profit/(Loss) from operations before other income, finance costs and exceptional item (1-2)	273.80	112.41	291.99	1,212.09	1,595.39	1,212.09
4.	Other income	9.85	9.23	31.86	50.12	86.96	50.12
5.	Profit/(Loss) from ordinary activities before finance costs and exceptional item (3+4)	283.65	121.64	323.85	1,262.21	1,682.35	1,262.21
6.	Finance costs	289.75	274.25	263.82	1,136.63	1,173.94	1,136.63
7.	Profit/(Loss) from ordinary activities after finance costs but before exceptional item (5-6)	(6.11)	(152.61)	60.03	125.57	508.41	125.57
8.	Exceptional item	-	-	-	-	-	-
9.	Profit/(Loss) from ordinary activities before tax (7-8)	(6.11)	(152.61)	60.03	125.57	508.41	125.57
10.	Tax expense - Income Tax						
	- Current Tax	-	(15.00)	-	45.00	-	45.00
	- Deferred Tax	(19.00)	9.00	14.00	39.00	163.00	39.00
11.	Net Profit/(Loss) from ordinary activities after tax (9-10)	12.89	(146.61)	46.03	41.57	345.41	41.57
12.	Extraordinary item (net of tax)	-	-	-	-	-	-
13.	Net Profit/(Loss) after tax before minority interest and share of profit of associates)	12.89	(146.61)	46.03	41.57	345.41	41.57
14.	Share of profit/(loss) of associates (net)						(8.85)
15.	Minority interest						
16.	Net profit/(Loss) after tax, minority interest and share of profit of associates for the period (13+14-15)	12.89	(146.61)	46.03	41.57	345.41	32.73
17.	Paid-up equity share capital (Face value per share Re.10)	427.55	427.55	427.55	427.55	427.55	427.55
18.	Reserves excluding Revaluation Reserve				4,551.01	4,576.76	4,444.01
19.	Basic/diluted Earnings Per Share (EPS) (Rs.)	0.30	(3.44)	1.08	0.97	8.10	0.77
20.	Dividend Per Share (Rs.)				2.00	2.00	



Rs. lakhs

STATEMENT OF ASSETS AND LIABILITIES <i>Particulars</i>	STANDALONE		CONSOLIDATED
	Audited 31.03.2016	Audited 31.03.2015	Audited 31.03.2016
A. EQUITY AND LIABILITIES			
Shareholders' funds			
Share capital	427.55	427.55	427.55
Reserves and surplus	7294.28	7355.38	7289.94
Sub-Total-Shareholders funds	7721.83	7782.94	7717.49
Minority interest	-	-	-
Non-current liabilities			
Long-term borrowings	2741.98	2323.23	2741.98
Deferred tax liabilities (Net)	3250.64	3211.64	3250.64
Other long term liabilities	26.49	26.49	26.49
Long-term provisions	215.75	199.02	215.75
Sub-Total-Non-Current Liabilities	6234.86	5760.38	6234.86
Current liabilities			
Short-term borrowings	5059.52	5110.23	5059.52
Trade payables	1893.76	2701.47	1893.76
Other current liabilities	2202.02	2259.01	2202.02
Short-term provisions	114.71	113.31	12.06
Sub-Total-Current Liabilities	9270.03	10184.02	9167.37
TOTAL-EQUITY AND LIABILITIES	23226.71	23727.34	23119.71
B. ASSETS			
Non-current assets			
Fixed assets			
Tangible assets	13013.78	13826.87	13013.78
Intangible assets	0.48	0.00	0.48
Capital work-in-progress	0.00	0.00	0.00
Non-current investments	237.51	197.10	130.51
Long-term loans and advances	2267.20	2098.30	2267.20
Other non-current assets	0.00	0.00	0.00
Sub-Total-Non-Current Assets	15518.98	16122.27	15411.98
Current assets			
Inventories	3551.24	3442.20	3551.24
Trade receivables	3357.53	2699.73	3357.53
Cash and cash equivalents	221.68	838.70	221.68
Short-term loans and advances	144.03	279.98	144.03
Other current assets	433.26	344.45	433.26
Sub-Total-Non-Current Assets	7707.73	7605.06	7707.73
TOTAL-ASSETS	23226.71	23727.34	23119.71

NOTES:

The above standalone and consolidated financial results have been audited by the Company's Statutory Auditors, reviewed by the Audit Committee at their meeting held on May 20, 2016 and taken on record by the Board of Directors at its meeting held on May 21, 2016.

(A) Notes to the Standalone results of the Company

- The continued sluggish trend in the yarn selling price affected the profitability through out the year. The backing out decision taken by the Tamilnadu Government was severely affected the wind mill performance resulting in lower power production by nearly 40 lakh units, though the wind mills are capable of producing power.
- The company's primary segment is identified as business segment based on nature of products, risks, return and the internal business reporting system and operates in a single geographical segment as per Accounting Standard 17. The Company is principally engaged in a single business segment viz. cotton yarn.
- The figures of the last quarters of the year ended March 31, 2016 and March 31, 2015 are the balancing figures between the audited figures in respect of the full financial year and the published year to date figures of the third quarter of the respective financial year.
- Figures for the previous periods have been regrouped/reclassified/amended, wherever necessary.

(B) Notes to the Consolidated results of the Company

- The group's primary segment is identified as business segment based on nature of products, risks, return and the internal business reporting system and operates in a single geographical segment as per Accounting Standard 17. The Group is principally engaged in a single business segment viz. cotton yarn.
- Since this is the first year of consolidation of accounts, the previous year figures has not been given.

For and on behalf of the Board

S. Devarajan

Chairman and Managing Director

Salem
May 21, 2016

SAMBANDAM SPINNING MILLS LIMITED (CIN : L17111TZ1973PLC000675)

Regd. Office : Mill Premises, Kamaraj Nagar Colony, Salem 636 014

e-mail : corporate@sambandam.com Phone 0427 2240790 Fax 0427 2240169 Web site : www.sambandam.com

STATEMENT OF AUDITED (STANDALONE AND CONSOLIDATED) FINANCIAL RESULTS FOR THE YEAR ENDED MARCH 31, 2016

Sl No	Particulars	Year Ended		Year Ended
		Standalone		Consolidated
		31.03.2016	31.03.2015	31.03.2016
1.	Total Income from Operations	20,542.23	24,232.72	20,542.23
2.	Net Profit / (Loss) from ordinary activities after tax	41.57	345.41	41.57
3.	Net profit/(Loss) after tax, minority interest and share of profit of associates for the period	41.57	345.41	32.73
4.	Paid-up equity share capital (Face value per share Re.10)	427.55	427.55	427.55
5.	Reserves (excluding Revaluation Reserve) as shown in the Balance sheet of Previous year	4,551.01	4,576.76	4,444.01
6.	Earnings Per Share (EPS) (before extraordinary items) (Rs.) (of Re.10 each - Not annualised)			
	a) Basic	0.97	8.10	0.77
	b) Diluted	0.97	8.10	0.77
7.	Earnings Per Share (EPS) (after extraordinary items) (Rs.) (of Re.10 each - Not annualised)			
	a) Basic	0.97	8.10	0.77
	b) Diluted	0.97	8.10	0.77

Notes

- The above is an extract of the detailed format of Year Ended Financial Results filed with the Stock Exchanges under Regulation
- The figures for the previous periods have been reclassified / regrouped wherever necessary.
- Since this is the first year of consolidation of accounts, the previous year figures has not been given.

For and on behalf of the Board

S. Devraj
S. Devraj

Chairman and Managing Director

Salem

May 21, 2016



Auditor's Report On Quarterly Standalone Financial Results and Standalone Year
to Date Results of M/S Sambandam Spinning Mills Limited Pursuant to the
Regulation 33 of the SEBI (Listing Obligations and Disclosure Requirements)
Regulations, 2015

To
Board of Directors of M/S Sambandam Spinning Mills Limited

We have audited the quarterly standalone financial results ('the Statement') of M/S Sambandam Spinning Mills Limited for the quarter ended March 31, 2016 and standalone financial results for the year ended March 31, 2016, attached herewith, being submitted by the company pursuant to the requirement of Regulation 33 of the SEBI (Listing Obligations and Disclosure Requirements) Regulations, 2015. Attention is drawn to the fact that the figures for the quarter ended March 31, 2016 and the corresponding quarter ended in the previous year as reported in the Statement are the balancing figures between audited figures in respect of the full financial year and the published year to date figures up to the end of the third quarter of the relevant financial year. Also the figures up to the end of the third quarter had only been reviewed and not subjected to audit.

The Statement has been prepared on the basis of annual financial statements and reviewed quarterly financial results up to the end of the third quarter which are the responsibility of the company's management. Our responsibility is to express an opinion on the Statement based on our audit of such standalone financial statements, which have been prepared in accordance with the recognition and measurement principles laid down under section and 133 of the Companies Act, 2013 (the Act) read with rule 7 of the Companies (Accounts) Rules, 2014 other accounting principles generally accepted in India and in compliance with requirements of Regulation 33 of the SEBI (Listing Obligations and Disclosure Requirements) Regulations, 2015

We conducted our audit in accordance with the auditing standards generally accepted in India. Those standards require that we plan and perform the audit to obtain reasonable assurance about whether the Statement is free of material misstatement. An audit includes examining, on a test basis, evidence supporting the amounts disclosed as financial results. An audit also includes assessing the accounting principles used and significant estimates made by management. We believe that our audit provides a reasonable basis for our opinion.



- 2 -

In our opinion and to the best of our information and according to the explanations given to us, the Statement

- (i) is presented in accordance with the requirements of Regulation 33 of the SEBI (Listing Obligations and Disclosure Requirements) Regulations, 2015 in this regard; and
- (ii) give a true and fair view of the net profit and other financial information for the quarter ended March 31, 2016 and the year ended March 31, 2016



Salem
May 21, 2016

For M.S. Krishnaswami & Rajan
Chartered Accountants
Firm Registration No. 01554S

R. Krishnen - Partner
Membership no.201133


Auditor's Report on Consolidated Year to Date Results of M/S Sambandam Spinning Mills Limited Pursuant to the Regulation 33 of the SEBI (Listing Obligations and Disclosure Requirements) Regulations, 2015

To
Board of Directors of M/S Sambandam Spinning Mills Limited

We have audited the consolidated financial results ('the Statement') of M/S Sambandam Spinning Mills Limited ('the Company'), its associates (collectively referred to as 'the Group') for the year ended March 31, 2016 attached herewith, being submitted by the company pursuant to the requirement of Regulation 33 of the SEBI (Listing Obligations and Disclosure Requirements) Regulations, 2015.

The Statement has been prepared on the basis of annual consolidated financial statements which are the responsibility of the company's management. Our responsibility is to express an opinion on the Statement based on our audit of such consolidated financial statements, which have been prepared in accordance with the recognition and measurement principles laid down under section 133 of the Companies Act, 2013 (the Act) read with rule 7 of the Companies (Accounts) Rules, 2014 other accounting principles generally accepted in India and in compliance with requirements of Regulation 33 of the SEBI (Listing Obligations and Disclosure Requirements) Regulations, 2015.

We conducted our audit in accordance with the auditing standards generally accepted in India. Those standards require that we plan and perform the audit to obtain reasonable assurance about whether the Statement is free of material misstatement. An audit includes examining, on a test basis, evidence supporting the amounts disclosed as financial results. An audit also includes assessing the accounting principles used and significant estimates made by management. We believe that our audit provides a reasonable basis for our opinion.



In our opinion and to the best of our information and according to the explanations given to us the Statement:

- (i) includes the financial results of M/S SPMM Health Care Services Private Limited and M/S Salem IVF Centre Private Limited (associates)
- (ii) is presented in accordance with the requirements of Regulation 33 of the SEBI (Listing Obligations and Disclosure Requirements) Regulations, 2015 in this regard; and
- (iii) give a true and fair view of the net profit and other financial information for the quarter ended March 31, 2016 (standalone), year ended March 31, 2016 (standalone) and consolidated for the year ended March 31, 2016.

Salem
May 21, 2016



For M.S. Krishnaswami & Rajan
Chartered Accountants
Firm Registration No. 01554S

R. Krishnen - Partner
Membership no.201133