

PRAKASH
Constrowell Limited

Concrete Values. Concrete Solutions.

Ref. No.: PCL/2016-17/ 85

Date: 30.05.2016

National Stock Exchange of India Ltd.,
Exchange Plaza, 5th Floor,
Plot No. C/1, G Block,
Bandra Kurla Complex,
Bandra (E),
Mumbai - 400051.

BSE Limited,
Market Operations Dept.
P.J. Towers,
Dalal Street,
Mumbai- 400001.

Sub: Outcome of the Meeting of Board of Directors held on 30th May, 2016.

Ref: PrakashConstrowell Limited, Scrip Code (NSE- PRAKASHCON& BSE- 533605).

Dear Sir/ Madam,

Pursuant to the requirements of 30 and 33 of the SEBI (Listing Obligations and Disclosure Requirements) Regulations, 2015 of Listing Agreement, this is to inform you that the Board of Directors of the Company at their meeting held on 30th May 2016, inter-alia has considered and approved the following :

1. The Standalone and Consolidated Audited Financial Results for the Quarter and the Financial Year ended 31st March, 2016. The aforesaid Results along with Notes and Statement of Assets and Liabilities are enclosed herewith for your record.
2. Audit Report along with form A (for audit report with unmodified opinion) in respect of the Audited Standalone and Consolidated Financial Results for the Financial Year ended 31st March, 2016.
3. Considered and appointed Mr. Shriniwas Diddi as Cost Auditor of company subject to approval of shareholders in ensuing Annual General Meeting.


The Meeting of the Board of Directors of the Company commenced at 3.05 p.m. and concluded at 5.15 p.m.

Kindly take the same on records and acknowledge the receipt.

For Prakash Constrowell Limited

mkubale


Madhura Ubale
CS & Compliance Officer.
Place: Nashik



Form A
(For Audit Report with unqualified opinion)
(Pursuant to regulation 33 of SEBI (Listing Obligations and Disclosure Requirements)
Regulations, 2015


1	Name of Company	Prakash Constrowell Limited The Exchange, Near Ved Mandir, Tidke Colony, Trimbak Road, Nashik - 422002
2	Annual Financial Statement for the year ended	31 st March, 2016 (Standalone & Consolidated)
3	Type of Audit Observation	Unqualified
4	Frequency of observation	NA

For and on Behalf of Prakash Constrowell Limited



T. G. Krishnan
Managing Director



Ramniwas Rathi
Audit Committee Chairman


Vipul Lathi
Chief Financial Officer

For G. P. Pimplikar & Associates



Gopal Pimplikar



G. P. PIMPALIKAR & ASSOCIATES

CHARTERED ACCOUNTANTS

Flat No. S/2, 2nd floor, Late Rajendra Bhansali Sankul,
Behind Baliram Mandir, Baliram Peth, Jalgaon.

Date :

**Auditor's Report On Quarterly Financial Results and Year to Date Results of the
Prakash Constrowell Limited Pursuant to Regulation 33 of SEBI (Listing Obligations
and Disclosure Requirements) Regulations, 2015**


To
Board of Directors of
Prakash Constrowell Limited

We have audited the quarterly financial results of **Prakash Constrowell Limited** for the quarter ended **31st March, 2016** and the year to date results for the period **1st April, 2015 to 31st March, 2016**, attached herewith, being submitted by the company pursuant to the requirement of Regulation 33 of SEBI (Listing Obligations and Disclosure Requirements) Regulations, 2015. These quarterly financial results as well as the year to date financial results have been prepared on the basis of the interim financial statements, which are the responsibility of the company's management. Our responsibility is to express an opinion on these financial results based on our audit of such interim financial statements, which have been prepared in accordance with the recognition and measurement principles laid down in Accounting Standard for Interim Financial Reporting (AS 25), prescribed, under Section 133 of the Companies Act, 2013 read with relevant rules issued thereunder and other accounting principles generally accepted in India.

We conducted our audit in accordance with the auditing standards generally accepted in India. Those standards require that we plan and perform the audit to obtain reasonable assurance about whether the financial results are free of material misstatement(s). An audit includes examining, on a test basis, evidence supporting the amounts disclosed as financial results. An audit also includes assessing the accounting principles used and significant estimates made by management. We believe that our audit provides a reasonable basis for our opinion.

In our opinion and to the best of our information and according to the explanations given to us these quarterly financial results as well as the year to date results:

(i) are presented in accordance with the requirements of Regulation 33 of SEBI (Listing Obligations and Disclosure Requirements) Regulations, 2015 in this regard; and




(ii) Give a true and fair view of the net profit and other financial information for the quarter ended **31st March, 2016** as well as the year to date results for the period from **1st April, 2015 to 31st March, 2016**.

For G. P. Pimpalikar & Associates

Chartered Accountants

FRN: 119343W

G. Pimpalikar



CA Gopal Pimpalikar

(Proprietor)

M. No. 107120

Place of signature : Nashik

Date : 30/05/2016



G. P. PIMPALIKAR & ASSOCIATES

CHARTERED ACCOUNTANTS

Flat No. S/2, 2nd floor, Late Rajendra Bhansali Sankul,
Behind Baliram Mandir, Baliram Peth, Jalgaon.

Date :


Auditor's Report On Consolidated Year to Date Results of the Prakash Constrowell Limited Pursuant to Regulation 33 of SEBI (Listing Obligations and Disclosure Requirements) Regulations, 2015

To
Board of Directors of
Prakash Constrowell Limited

We have audited the year to date consolidated financial results of **Prakash Constrowell Limited** for the period **1st April, 2015 to 31st March, 2016** attached herewith, being submitted by the company pursuant to the requirement of Regulation 33 of SEBI (Listing Obligations and Disclosure Requirements) Regulations, 2015. These consolidated year to date financial results have been prepared from consolidated interim financial statements, which are the responsibility of the company's management. Our responsibility is to express an opinion on these consolidated financial results based on our audit of such consolidated interim financial statements, which have been prepared in accordance with the recognition and measurement principles laid down in Accounting Standard for Interim Financial Reporting (AS 25), prescribed, under Section 133 of the Companies Act, 2013 read with relevant rules issued thereunder and other accounting principles generally accepted in India.

We conducted our audit in accordance with the auditing standards generally accepted in India. Those standards require that we plan and perform the audit to obtain reasonable assurance about whether the financial results are free of material misstatement(s). An audit includes examining, on a test basis, evidence supporting the amounts disclosed as financial results. An audit also includes assessing the accounting principles used and significant estimates made by management. We believe that our audit provides a reasonable basis for our opinion.

We did not audit the financial statements of **2 (Two)** subsidiaries included in the consolidated year to date results, whose consolidated interim financial statements reflect total assets of **Rs. 3,035.20 lacs** as at **31st March, 2016** as well as the total revenue of **Rs. 1,597.97 lacs** as at **31st March, 2016**. These interim financial statements and other financial information have been audited by other auditors whose reports have been furnished to us, and our opinion on the year to date results, to the extent they have been



derived from such interim financial statements is based solely on the report of such other auditors.

In our opinion and to the best of our information and according to the explanations given to us these consolidated year to date financial results:

- (i) include the year to date financial results of the following entities
 - A. Jaikumar Real Estates Private Limited
 - B. Unique Vastu-Nirman and Project private Limited
- (ii) have been presented in accordance with the requirements of Regulation 33 of SEBI (Listing Obligations and Disclosure Requirements) Regulations, 2015 in this regard; and
- (iii) Give a true and fair view of the consolidated net profit and other financial information for year to date results for the period from **1st April, 2015 to 31st March, 2016.**

For G. P. Pimpalikar & Associates

Chartered Accountants

FRN: 119343W

G. Pimpalikar


CA Gopal Pimpalikar

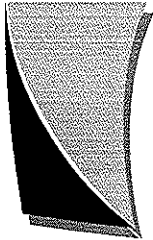
(Proprietor)

M. No. 107120

Place of Signature : Nashik

Date : 30/05/2016





PRAKASH
Constrowell Limited

Concrete Values. Concrete Solutions.

PRAKASH CONSTROWELL LIMITED							
Regd Office: 6/7, Falcon Plaza, Near Sarda Circle, National Urdu High School Road, Nashik - 422001							
PART I Statement of Standalone & Consolidated Audited Results for the Quarter & Year Ended 31st March, 2016							
Particulars	(Rs. in Lac)						
	Quarter Ended			Year Ended			
	Audited			Standalone-Audited		Consolidated-Audited	
	3 month ended	Preceding 3 month ended	Corresponding 3 month	Year Ended	Previous Year Ended	Year Ended	Previous Year Ended
31.03.2016	31.12.2015	31.03.2015	31.03.2016	31.03.2015	31.03.2016	31.03.2015	
1 Income							
(a) Net sales/income from operations	12,021.61	2,139.49	6,091.47	18,068.32	12,816.80	19,647.26	15,873.33
(b) Other operating income	0.58	0.60	17.84	41.95	106.11	50.99	109.18
Total	12,022.19	2,140.09	6,109.31	18,110.27	12,922.91	19,698.25	15,982.51
2 Expenditure							
(a) Cost of materials consumed & direct expenses	12,438.80	2,781.53	8,532.34	17,367.61	13,228.93	19,864.58	16,306.80
(b) Change in Inventory	(1,318.61)	(959.90)	(2,873.51)	(1,145.57)	(1,820.94)	(2,252.89)	(1,722.23)
(c) Employee benefits expense	53.17	51.69	48.13	196.17	225.42	264.13	345.96
(d) Depreciation and amortisation expenses	42.98	41.83	41.94	169.18	168.77	199.25	183.04
(e) Other expenses	154.11	38.56	189.68	272.72	322.24	450.50	614.49
Total	11,370.44	1,953.72	5,938.58	16,860.12	12,124.41	18,525.56	15,728.07
3 Profit / (Loss) from operations before other income, finance costs and exceptional items (1-2)	651.74	186.37	170.73	1,250.16	798.50	1,172.69	254.45
4 Other income	26.71	12.52	14.69	45.41	44.08	55.41	44.08
5 Profit / (Loss) from ordinary activities before finance costs and exceptional items (3 +/- 4)	678.45	198.89	185.42	1,295.57	842.57	1,228.10	298.53
6 Financial Costs/ Interest	157.36	136.00	30.92	554.85	340.35	663.82	569.37
7 Profit / (Loss) from ordinary activities after finance costs but before exceptional items (5 +/- 6)	521.10	62.89	154.51	740.72	502.22	564.28	(270.83)
8 Exceptional items	-	-	-	-	-	-	-
9 Profit / (Loss) from ordinary activities before tax (7 +/- 8)	521.10	62.89	154.51	740.72	502.22	564.28	(270.83)
10 Tax expense	182.36	20.79	75.25	254.97	188.07	252.25	188.47
11 Net Profit / (Loss) from ordinary activities after tax (9 +/- 10)	338.74	42.10	79.25	485.75	314.15	312.03	(459.31)
12 Extraordinary items(net of tax expense)	2.46	-	2.13	2.46	2.13	2.46	4.64
13 Net Profit / (Loss) for the period (11+/- 12)	336.27	42.10	77.12	483.28	312.03	309.57	(463.95)
14 Share of profit/(loss) of associates*						-	-
15 Minority interest *						85.12	380.10
16 Net Profit / (Loss) after taxes, minority interest and						394.69	(83.85)
17 Paid-up equity share capital (Face Value of the Share Rs. 1/-)	1,256.78	1,256.78	1,256.78	1,256.78	1,256.78	1,256.78	1,256.78
18 Reserve excluding Revaluation Reserves as per balance sheet of previous accounting year	9,596.30	9,596.30	9,284.28	9,596.30	9,284.28	9,770.25	9,854.09
19 Earnings per share (EPS):							
(a) Basic and diluted EPS before Extraordinary items	0.27	0.03	0.06	0.39	0.25	0.32	(0.06)
(b) Basic and diluted EPS after Extraordinary items	0.27	0.03	0.06	0.38	0.25	0.31	(0.07)

(Handwritten signature and stamp of Prakash Constrowell Limited, Nashik)

PART II Information for the Quarter & Year Ended 31st March, 2016						
A	Particulars of Shareholding	31.03.2016	31.12.2015	31.03.2015	31.03.2016	31.03.2015
1	Public shareholding:					
	- Number of shares	45078260	45078260	45078260	45078260	45078260
	- Percentage of shareholding	35.87	35.87	35.87	35.87	35.87
2	Promoters and Promoter Group Shareholding	80600000	80600000	80600000	80600000	80600000
	(a) Pledged / Encumbered					
	- Number of shares	20000000	20000000	20000000	20000000	20000000
	- Percentage of shares (as a % of the total shareholding of promoter and promoter group)	24.81	24.81	24.81	24.81	24.81
	- Percentage of shares (as a % of the total share capital of the company)	15.91	15.91	15.91	15.91	15.91
	(b) Non - encumbered	60600000	60600000	60600000	60600000	60600000
	- Number of shares	75.19	75.19	75.19	75.19	75.19
	- Percentage of shares (as a % of the total shareholding of the Promoter and Promoter group)					
	- Percentage of shares (as a % of the total share capital of the company)	48.22	48.22	48.22	48.22	48.22
	Particulars	Quarter end 31.03.2016				
B	Investor Complaints					
	Pending at the beginning of the quarter	Nil				
	Received during the quarter	Nil				
	Disposed of during the quarter	Nil				
	Remaining unresolved at the end of quarter	Nil				
Notes:						
1	The Above results were reviewed by Audit Committee on 30.05.2016 and approved by the Board of Directors in its Meeting held on 30.05.2016.					
2	The auditors report is annexed hereto alongwith the audited results.					
3	The Company during this quarter has not received any complaint from its Registrar & Share Transfer Agent.					
4	The company does not have more than one reportable segment in line with the Accounting Standard (AS-17)-"Segment Reporting" issued by the Institute of Chartered Accountants of India.					
5	Pursuant to the provisions of Clause 43A of Listing Agreement with Exchanges, the utilization of net proceeds of the IPO as stated in the Prospectus dated September 27th, 2011 and aggregating Rs. 6000 Lakhs is as follows:					
	Particulars	Object as per Prospectus	(Rs. in Lacs)			
	Amount received from IPO	6000.00	6000.00			
	Utilisation of funds (as on date)					
	Working Capital Requirement	3,500.00	4307.30*			
	Investment in Construction Equipments	930.00	122.70			
	Investment in Subsidiaries	234.52	234.52			
	General Corporate Purposes	744.16	744.16			
	Public Issue Expenses	591.32	591.32			
	*Surplus fund pending utilisation has been used temporarily in working capital					



 Prakash Constrowell Ltd.

 Washik

6 Standalone & Consolidated Statement of Assets and Liabilities					
	Particulars	Standalone-Audited (31.03.16)	Standalone-Audited (31.03.15)	Consolidated-Audited (31.03.16)	Consolidated-Audited (31.03.15)
EQUITY AND LIABILITIES					
A	Shareholders' funds				
1	(a) Share capital	1,256.78	1,256.78	1,256.78	1,256.78
	(b) Reserves and surplus	10,079.59	9,596.30	10,164.94	9,770.25
	(c) Money received against share warrants	-	-	-	-
	Sub-total - Shareholders' funds	11,336.37	10,853.08	11,421.72	11,027.03
	Share application money pending allotment			-	-
2	Minority Interest			52.27	137.40
3	Non-current liabilities				
4	(a) Long-term borrowings	-	-	262.17	1,283.98
	(b) Other long-term liabilities	676.99	568.31	800.29	627.51
	(c) Long-term provisions	46.43	45.18	46.43	45.18
	Sub-total - Non-current liabilities	723.42	613.50	1,108.89	1,956.67
	Current liabilities				
5	(a) Short-term borrowings	2,584.98	2,725.74	2,584.98	2,725.74
	(b) Trade payables	2,623.64	1,610.14	2,661.22	1,675.15
	(c) Other current liabilities	3,419.97	5,244.33	5,483.48	5,955.68
	(d) Short-term provisions	23.94	19.30	28.06	29.53
	Sub-total - Current liabilities	8,652.54	9,599.51	10,757.74	10,386.10
	TOTAL - EQUITY AND LIABILITIES	20,712.33	21,066.09	23,340.62	23,507.20
ASSETS					
B	Non-current assets				
1	(a) Fixed assets	858.72	237.89	941.13	350.05
	(b) Non-current investments	1,026.60	895.77	1,022.61	991.74
	(c) Long-term loans and advances	2,547.89	2,630.66	2,548.69	2,630.91
	(d) Other non-current assets	526.23	527.79	526.89	525.77
	Sub-total - Non-current assets	4,959.44	4,292.10	5,039.32	4,498.48
	Current assets				
2	(a) Current investments	100.00	100.00	100.00	100.00
	(b) Inventories	6,443.36	5,297.79	7,586.42	5,333.53
	(c) Trade receivables	2,002.29	4,950.46	3,478.39	6,924.17
	(d) Cash and cash equivalents	696.13	284.73	789.63	310.13
	(e) Short-term loans and advances	6,511.10	6,141.00	6,339.13	6,333.16
	(f) Other current assets	-	-	7.74	7.74
	Sub-total - Current assets	15,752.88	16,773.99	18,301.30	19,008.73
	Misc. Expenses	-	-	-	-
3	TOTAL - ASSETS	20,712.33	21,066.09	23,340.62	23,507.20

7 The figures have been regrouped and/ or rearranged wherever considered necessary.

8 The figures of last quarter are the balancing figures between audited figures in respect of the full financial year and the published year to date figures up to the third quarter of the current financial year.

Place: Nashik
Date: 30th May 2016

For Prakash Constrowell Ltd

Trichur G Krishnan
Managing Director

