



CEREBRA

Total I.T. Solutions

An ISO 9001 : 2008 Company

**Cerebra Integrated
Technologies Limited**

REGD. OFFICE :

S5, Off 3rd Cross, Peenya Industrial Area,
Peenya 1st Stage, Bengaluru - 560 058.

Tel : +91-80-28370282 / 84 / 28394783

Fax : +91-80-28372609

Web : www.cerebracomputers.com

E-mail : info@cerebracomputers.com

CIN : L85110KA1993PLC015091

REF: CITL/SE/007/2016-17

Thursday, 05 May 2016

Department of Corporate Services (Listing)
BSE Limited (Bombay Stock Exchange Limited),
P J Towers, Dalal Street, FORT
MUMBAI - 400 001

Dear Sirs/Madam,

Subject: Disclosure of information pursuant to Regulation 30 read with Part A of Schedule III of the SEBI (Listing Obligations and Disclosure Requirements) Regulations, 2015.

In compliance with Regulation 30 read with Part A of Schedule III of the SEBI (Listing Obligations and Disclosure Requirements) Regulations, 2015 and the Company's Code of Practices and Procedure for Fair Disclosure of Unpublished Price Sensitive Information, kindly find attached latest **Investor Presentation** of the Company.

Please treat this as compliance with the listing requirements.

Thanking you.

Yours sincerely,

For Cerebra Integrated Technologies Limited

Shridhar S. Hegde

Wholetime Director

DIN: 01247342



CEREBRA INTEGRATED TECHNOLOGIES LIMITED

Marching Towards Green Growth



INVESTOR PRESENTATION

May - 2016



Safe Harbor

This presentation and the accompanying slides (the “Presentation”), which have been prepared by Cerebra Integrated Technologies Limited (the “Company”) solely for information purposes and do not constitute any offer, recommendation or invitation to purchase or subscribe for any securities, and shall not form the basis or be relied on in connection with any contract or binding commitment what so ever. No offering of securities of the Company will be made except by means of a statutory offering document containing detailed information about the Company.

This Presentation has been prepared by the Company based on information and data which the Company considers reliable, but the Company makes no representation or warranty, express or implied, whatsoever, and no reliance shall be placed on, the truth, accuracy, completeness, fairness and reasonableness of the contents of this Presentation. This Presentation may not be all inclusive and may not contain all of the information that you may consider material. Any liability in respect of the contents of, or any omission from, this Presentation is expressly excluded.

Certain matters discussed in this Presentation may contain statements regarding the Company’s market opportunity and business prospects that are individually and collectively forward-looking statements. Such forward-looking statements are not guarantees of future performance and are subject to known and unknown risks, uncertainties and assumptions that are difficult to predict. These risks and uncertainties include, but are not limited to, the performance of the Indian economy and of the economies of various international markets, the performance of the industry in India and world-wide, competition, the company’s ability to successfully implement its strategy, the Company’s future levels of growth and expansion, technological implementation, changes and advancements, changes in revenue, income or cash flows, the Company’s market preferences and its exposure to market risks, as well as other risks.

The Company’s actual results, levels of activity, performance or achievements could differ materially and adversely from results expressed in or implied by this Presentation. The Company assumes no obligation to update any forward-looking information contained in this Presentation. Any forward-looking statements and projections made by third parties included in this Presentation are not adopted by the Company and the Company is not responsible for such third party statements and projections.

Agenda

1

Company Overview

2

Hardware Manufacturing

3

E-Waste Space: New Growth Area

4

Financial Performance



Company Overview

Cerebra Integrated Technologies ...



Leading hardware manufacturing company ...

- Design & manufacture motherboards, memory modules, servers, workstations etc.
- Commenced operations in 1992 in Bangalore
- Manufacturing facility in Peenya, Bangalore
- Reputed diversified clientele across industry
- Nationwide presence with over 100 channel partners for distribution



... Foraying into E-Waste Recycling

- Setting up one of India's largest integrated E-Waste recycling facility at Narsapura, Bangalore
- Capacity of 96,000 Tons per annum
- Received license from Karnataka State Pollution Control Board
- Project expected to be operational by October 2016

Veteran management team ...



Mr. V. Ranganathan, MD

- ❑ An Electrical & Electronics Engineer, has around 29 years of experience in manufacturing & trading of computers and electronic products
- ❑ Founded Elco Systems in 1987, which manufactured Personal Computers and traded in Electronic components
- ❑ Leading the marketing initiatives at Cerebra, he is a driving force behind the team at Cerebra



Mr. Shridhar S Hegde, ED & CFO

- ❑ A Law graduate, started his career in 1982 with a leading pharmaceutical company
- ❑ He is responsible for obtaining major orders from Government, PSU and Corporates



Mr. P. Bharath, COO

- ❑ A Civil Engineer, started his own business by trading in Air conditioners
- ❑ He was responsible for setting up the factory at Peenya and is currently leading production activities at SMT Division



Mr. P. Vishwamurthy, ED

- ❑ A Mechanical Engineer, started his career in Vishwa Bharathi Electronics, a trading firm in 1991
- ❑ His responsibilities include resource management, client relationships and engagements



Mr. Asit Ahuja, CEO, Cerebra ME

- ❑ One of the Founder Directors of Cerebra Middle East FZCO, he is responsible for day to day operations
- ❑ He brings with him 24 years experience in IT Sales & Marketing, out of which 6 years have been in the Middle East

... transforming business towards growth

Backward Integration - started manufacturing Motherboards, Cards, etc. Add-on

Started in May 1992 with manufacturing of Personal Computers and solutions built around PCs

1992

1994

Maiden Public Issue subscribed by 6 times; Set-up SMT division

2000

Global downturn & expansion into Software rapidly in USA & Europe led the Company to heavy losses - Company reported to BIFR

2004

Restructure of Company; Share capital increased from Rs. 7.2 Crores to Rs. 15 Crores

2007

Forays into E-Waste Recycling; Setting-up integrated E-Waste recycling facility in Narsapura, Bangalore

2016

Catering to prestigious clients across industry

Banks	PSUs	Govt. Agencies	Other Major Clients
-------	------	----------------	---------------------





Hardware Manufacturing

One of the Pioneers in Hardware Space in India

Electronic Manufacturing Service (EMS)

- ❑ State-of-art SMT machines at Ultra modern facility in Bangalore
- ❑ Manufactures motherboards, memory modules, graphic cards
- ❑ Manufacturing plant at Peenya Ind. Area, Bangalore
- ❑ Installed capacity - 30,000 units / month

Enterprise Solutions Division (ESD) & Infrastructure Management

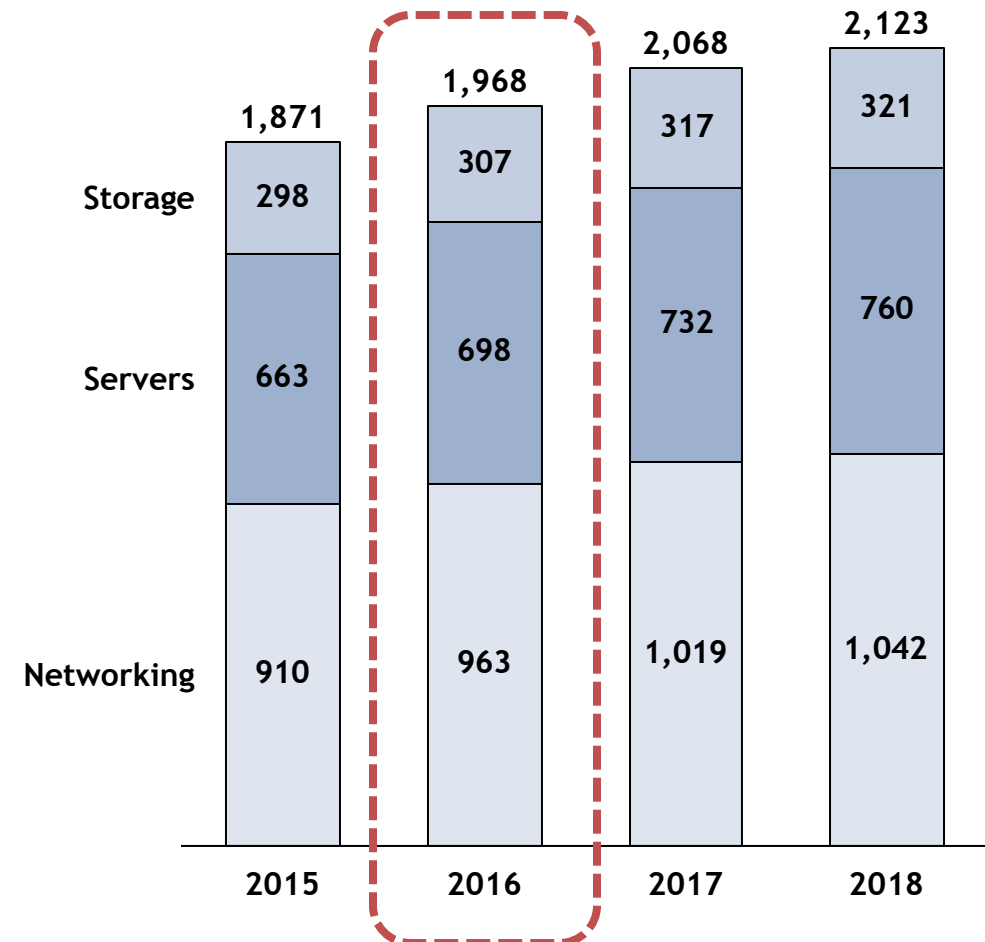
- ❑ Offers complete solutions for IT infrastructure based projects
- ❑ Provides networking, servers, storage, endpoints, operating systems, application software
- ❑ Automating process of conducting driving tests for Transport Department, Karnataka
- ❑ To Manufacture Cerebra branded storage server & other Storage products

Huge opportunity in Indian IT Infrastructure market

Indian IT Infrastructure: Key Facts


- 1 Indian data center infrastructure market estimated at \$1,968 mn in 2016
- 2 Key drivers: storage modernization & consolidation, backup & recovery, disaster recovery
- 3 Escalation of both public as well private cloud adding huge data and driving storage needs

Revenue By Technology (\$ mn)



1. Electronic manufacturing service (EMS)

- ❑ Offers Box building & testing capabilities to customers
 - » Strategic tie-ups to offer full fledged In-Circuit testing
- ❑ Line consists of 7 zone Reflow oven from Vitronics Soltec, USA
 - » Line Speed of machines - ~20,500 components / hour
 - » Fully RoHS compliant SMT Line
 - » Adding two more lines to augment capacity
- ❑ R&D team for new product development & Indigenization
- ❑ Provide services to national & multinational companies
 - » Sectors like automotive, electronics, data communications and engineering



2. Infrastructure management & ESD

Automated Driving Test System Project for RTO, Bangalore

- ❑ Unique order win for Automated Driving Test System (ADTS) from Transport department, Government of Karnataka
 - » To automate process of conducting driving tests & issuance of licenses at select RTO center
 - » 5 year contract to implement, Operate and maintain
 - » Project value estimated at Rs 21.6 Crore - includes software, servers & other related hardware
- ❑ Multiple advantages of ADTS
 - » Removes subjective opinion, Same yardstick to assess every candidate
 - » Separate dedicated tracks for Heavy Vehicle, Light Motor Vehicle & Motorcycle
- ❑ Cerebra in discussion with other state Governments to implement ADTS



3. Security Surveillance - large market in GCC

Distributor for Canon in UAE for Security Surveillance

- ❑ Canon (Japan) appointed Cerebra Middle East FZCO (Subsidiary of Cerebra) as a value added distributor for UAE region
- ❑ Cerebra ME will supply regional channel with Canon camera offerings for personalized control of security surveillance
- ❑ UAE's security and surveillance market to witness rapid growth due to EXPO 2020 in Dubai

Other Partnerships as Value Added Distributor

inventum
inventive continuum

FUJITSU

neverfail
business continuity made simple

SOLUSTM

fibrenetix

NetApp


MINDware



EchoStreams
Innovative Solutions

ORACLE

FalconStor



Exploring entry into storage servers market

- ❑ **Offers complete range of storage solution**
 - » Tie up with **Hitachi** for medium to large storage solutions
 - » Tie up with **Dell** enables to offer Server and entry level storage solutions

- ❑ **Manufacture Cerebra branded storage server & other storage products for India & MENA regions**
 - » Signed MOU with Echostreams Innovative Solutions, CA, USA
 - » Echostream to provide engineering & design expertise

- ❑ **Government initiatives to fuel growth**
 - » Make in India policy to favor products manufactured locally



Leverage its extensive dealer & sales network and target customers all over India & MENA region



E-Waste Space: New Growth Area

E-Waste : Big Urban Problem.....

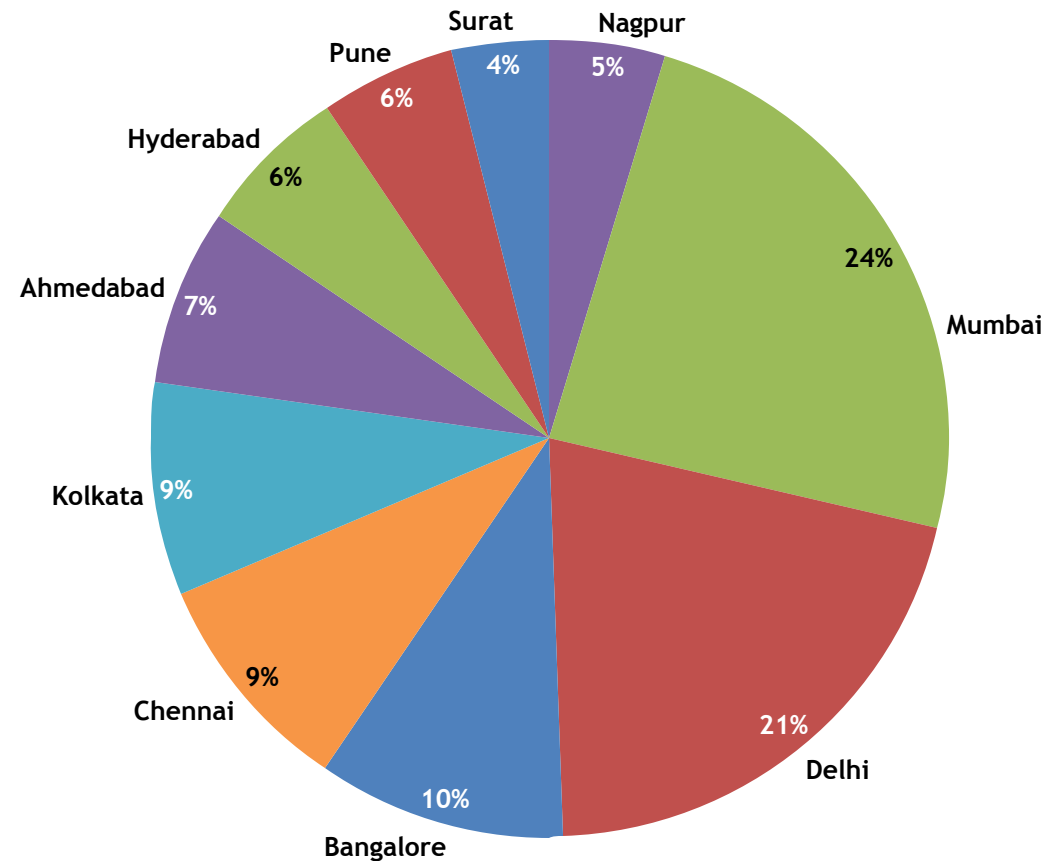
❑ E-Waste is one of the fastest growing waste streams in the world

- » Any discarded electronic and electrical product is an e-Waste
- » India generates more than 3.2 million tonnes per year of e-Waste, 5th largest e-Waste generator
- » IT proliferation has resulted in huge amounts of e-Waste being generated

❑ Disposal of e-Waste is a critical issue today with huge toxic accumulation

- » Unsustainable & unscientific handling of e-Waste has resulted in huge environmental hazards
- » 50 M tons of e-Waste is produced every year and is the fastest growing waste stream in world
- » Globally it is estimated that only 13% of e-Waste undergoes some form of recycling

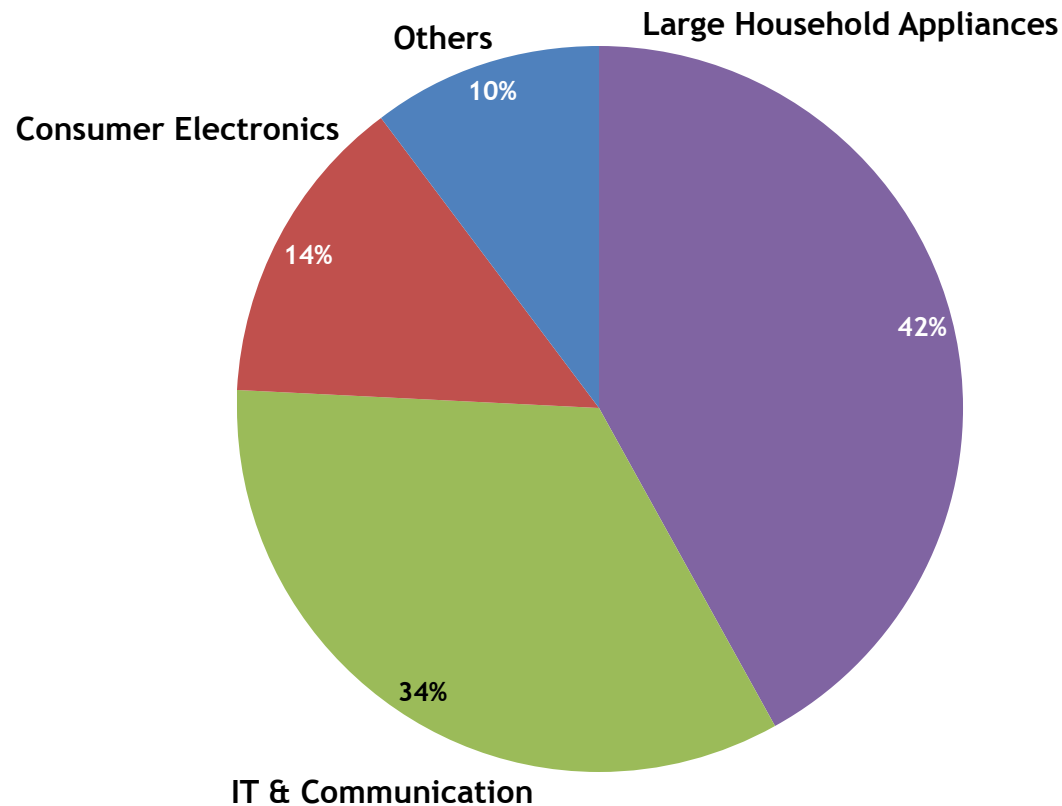
City wise e-waste generation



Source: Dept. of Information Technology

.... Large opportunity for “Urban Mining”

E-Waste Contributors



Source: Pollution Control Board

Urban Mining

1 MT of E-waste

Rs. 15 - Rs.20 per Kg.

Material	Weight (in gm)
Gold	16
Silver	189
Copper	69,287
Aluminum	141,723
Tin	10,078
Lead	62,988
Zinc	22,046
Iron	204,712
Plastics	229,907

Sufficient metals & non-metals can be recovered from E-Waste to put back into supply chain

Management estimates assuming material recovery from 1 MT Computer e-Waste

... Large opportunity for CEREBRA



- ❑ Setting up India's largest e-Waste recycling at Narsapura, Bangalore
- ❑ Construction to be completed in 3 months, trial run for 2 months, fully operational by October 2016



- ❑ Allotted 12 acres industrial land from Government of Karnataka
- ❑ License received from Karnataka State Pollution Control Board



- ❑ Plant capacity to process 96,000 tonnes of e-Waste per annum
- ❑ Equipped for 100% recycling of collected e-Waste with zero landfill



- ❑ Plant to facilitate Refining & Recycling & Refurbishment of e-waste
- ❑ Signing channel partners & large corporates to expand network of e-Waste collection

Cerebra E-Waste Business Process

Collection & Segregation

Salvage Component



E-Waste material recovery process

Advantage Cerebra

01

Pioneer in hardware manufacturing with strong skill sets in repair & refurbish

02

Location Benefit: (i) Around 1,500 Software & BPO companies in Bangalore
(ii) Chennai manufacturing hub for Electronics & Automobiles

03

Strong vendor alliances and partnerships with IBM, Dell, HP, Oracle etc

04

Extensive dealer network already in place due to existing line of business



Financial Performance

Profitability Highlights - Q3 & 9M FY16

Rs. Crore	Q3 FY16	Q3 FY15	YoY	9M FY16	9M FY15	YoY
Revenue from Operations	58.0	67.1		178.1	183.1	
Raw Material & Fuel costs	52.5	62.0		162.7	169.0	
Employee Cost	1.4	1.5		4.6	5.1	
Other costs	2.2	2.2		6.1	4.2	
EBIDTA	1.9	1.4	41.6%	4.6	4.7	-2.1%
EBITDA Margin (%)	3.3%	2.0%		2.6%	2.6%	
Other Income	1.4	0.0		3.6	0.2	
Depreciation	0.1	0.2		0.5	0.5	
Interest	0.7	0.5		2.3	1.3	
Exceptional items	0.0	0.0		-1.0	0.0	
Tax	0.5	0.2		1.4	0.7	
Profit After Tax	2.1	0.5	344.7%	3.0	2.3	30.2%
Margin (%)	3.6%	0.7%		1.7%	1.3%	
Minority Interest	0.1	0.1		0.2	0.4	
PAT after MI	2.0	0.4		2.8	1.9	

Consolidated Annual Profitability Highlights

Rs. Crore	FY15	FY14	FY13
Revenue from Operations	267.47	130.46	230.74
Other Income	0.19	0.81	1.3
Total Income	267.66	131.27	232.04
Raw Material & Fuel Costs	245.5	120.85	211.78
Employee Cost	6.76	3.64	6.13
Other Cost	8.62	3.05	5.9
EBITDA	6.78	3.73	8.23
EBIDTA margin (%)	2.53%	2.84%	3.55%
Interest	3.09	1.18	1.17
Depreciation	1.06	0.47	1.15
Tax	0.3	0.25	0.33
Profit After Tax	2.33	1.83	5.58
PAT Margin (%)	0.87%	1.39%	2.40%
Minority Interest	0.43	0.38	0.2
PAT after MI	1.9	1.45	5.38

Balance Sheet Highlights

Rs. Crore	Sep-15	Mar-15
Shareholder's Funds	134.25	132.87
Share capital	84.33	84.33
Reserves & Surplus	49.92	48.54
Minority Interest	0.94	6.02
Non-current liabilities	33.45	31.87
Long term borrowings	33.22	31.58
Long-Term Provisions	0.23	0.27
Current liabilities	110.24	60.49
Short Term Borrowings	0	5.83
Trade Payables	105.42	48.58
Other Current liabilities	3.94	4.86
Short-term provisions	0.88	1.22
Total Equities & Liabilities	278.88	231.25

Rs. Crore	Sep-15	Mar-15
Non-current assets	46.48	47.18
Fixed assets	6.05	7.25
Non-current Investments	0	0
Long-term loans & advances	40.25	39.91
Other non-current assets	0.18	0.02
Current Assets	232.4	184.08
Current Investments	0	0
Inventories	2.91	17.25
Trade receivables	149.51	98.24
Cash & Cash equivalents	71.89	64.82
Short-term loans & Advances	5.48	2.82
Other Current Assets	2.61	0.95
Total Assets	278.88	231.25

THANK YOU

