

May 7, 2016

BSE Limited
P.J.Towers
Dalal Street
Mumbai – 400 001.

National Stock Exchange of India Limited
Bandra Kurla Complex
Bandra East
Mumbai – 400 051.

Sirs


Sub: Clause 51 of the Listing Regulations - Operational data for the month of April 2016.

In terms of clause 51 of the Listing Regulations, we are enclosing herewith the operational data of our sugar factories for the month of April 2016.

Kindly take the above information on your records.

Thanking you

For and on behalf of
RAJSHREE SUGARS & CHEMICALS LIMITED


M. PONRAJ
Company Secretary

Enc: as above

RAJSHREE SUGARS & CHEMICALS LIMITED, COIMBATORE**UNIT I - VARADARAJNAGAR, THENI DISTRICT****OPERATIONAL DATA****SUGAR**


Sl. No.	Particulars	Units	Season 2015-16		Season 2014-15	
			April	Season to date	April	Season to date
				April		April
1	Cane crushed	MTs	39,648	155,576	29,700	83,868
2	Sugar production	MTs	3,944	15,220	2,808	7,719
3	Sugar Sales	MTs	1,665	8,267	308	4,638

MOLASSES

Sl. No.	Particulars	Units	Season 2015-16	
			April	Season to date
				April
1	Production	MTs	2,244	8,196
2	Own consumption & sales	MTs	2,045	9,816

COGENERATION

Sl. No.	Particulars	Units	Season 2015-16	
			April	Season to date
				April
1	Power Generated	Lakh Units	24.52	92.08
2	Captive consumption	Lakh Units	15.40	57.07
3	Export to Grid	Lakh Units	9.12	35.01



RAJSHREE SUGARS & CHEMICALS LIMITED, COIMBATORE

UNIT II - MUNDIYAMPAKKAM, VILLUPURAM TALUK & DISTRICT

OPERATIONAL DATA

SUGAR


Sl. No.	Particulars	Units	Season 2015-16		Season 2014-15	
			April	Season to date	April	Season to date
				April		April
1	Cane crushed	MTs	116,565	541,354	137,826	461,866
2	Sugar production	MTs	10,432	48,889	12,975	42,692
3	Sugar Sales	MTs	3,602	48,687	5,270	39,245

MOLASSES

Sl. No.	Particulars	Units	Season 2015-16	
			April	Season to date
				April
1	Production	MTs	5,735	26,094
2	Own consumption & sales	MTs	6,228	25,763

COGENERATION

Sl. No.	Particulars	Units	Season 2015-16	
			April	Season to date
				April
1	Power Generated	Lakh Units	131.35	629.37
2	Captive consumption	Lakh Units	40.82	181.26
3	Export to Grid	Lakh Units	90.53	448.11



RAJSHREE SUGARS & CHEMICALS LIMITED, COIMBATORE**UNIT III - SEMMEDU VILLAGE, GINGEE TALUK, VILLUPURAM DISTRICT****OPERATIONAL DATA****SUGAR**

Sl. No.	Particulars	Units	Season 2015-16		Season 2014-15	
			April	Season to date	April	Season to date
				April		April
1	Cane crushed	MTs	73,049	343,016	116,866	360,506
2	Sugar production	MTs	6,623	30,445	11,049	33,285
3	Sugar Sales	MTs	2,765	33,697	6,104	24,198

MOLASSES

Sl. No.	Particulars	Units	Season 2015-16	
			April	Season to date
				April
1	Production	MTs	3,450	16,010
2	Own consumption & sales	MTs	4,206	14,008

COGENERATION

Sl. No.	Particulars	Units	Season 2015-16	
			April	Season to date
				April
1	Power Generated	Lakh Units	109.39	536.53
2	Captive consumption	Lakh Units	40.68	202.05
3	Export to Grid	Lakh Units	68.71	334.48

