

Ref: BSE/SEC-02/

May 30, 2016

The General Manager

Dept. of Corporate Services
Bombay Stock Exchange Limited
Floor 25th P.J. Towers
Dalal Street
Mumbai - 400 001.

Dear Sir,

Sub: Audited Financial Results for the quarter & year ended 31.03.2016

Ref: BSE Scrip Code: 532994

NSE: Stock Code: Archidply


Please find enclosed the Statement of Audited Results for the quarter & year ended 31.03.2016 and Auditor's Report on the financial results for the quarter & year ended 31.03.2016 pursuant to Regulation 33 of the SEBI (Listing obligations & Disclosure Requirement) Regulations, 2015.

This is for your information and record.

Thanking you.

Yours faithfully,

For Archidply Industries Limited



(Rajneesh Sharma)
Company Secretary

Encl: a/a

CC: The Listing Department
National Stock Exchange of India Ltd.
Exchange Plaza,
Plot no. C/1, G Block,
Bandra-Kurla Complex
Bandra (E)
Mumbai - 400 051

ARCHIDPLY INDUSTRIES LIMITED

Registered office No 29/2, G.K.Manor, 1st floor, Nehru Circle, Sheshadripuram, Bangalore - 560

website :www.archidply.com email: info@archidply.com CIN : L85110KA1995PLC018710

AUDITED FINANCIAL RESULTS FOR THE QUARTER & YEAR ENDED 31.03.2016

(Rs. In Lakhs)

Particulars	3 Months ended	3 Months ended	3 Months ended	Year ended	Year ended
	31.03.2016	31.12.2015	31.03.2015	31.03.2016	31.03.2015
	Audited	UnAudited	Audited	Audited	Audited
1. (a) Net Sales/Income from Gross Sales	7,532.66	7,841.19	7,316.50	30,308.77	28,317.51
less: Excise Duty on sales	114.07	103.20	111.22	463.80	440.86
less: VAT/ Sales Tax & Turnover Tax	448.39	587.83	462.27	2,081.65	1,947.22
Net Sales/Income from Operations	6,970.20	7,150.16	6,743.01	27,763.32	25,929.43
(b) Other Operating Income	24.87	17.91	21.06	82.77	82.96
Total Income from Operations	6,995.07	7,168.07	6,764.06	27,846.09	26,012.39
2. Expenses					
a. cost of materials consumed	2,841.51	2,922.04	2,826.11	11,784.73	12,056.23
b. Purchases of stock -in -trade	1,246.20	1,924.62	1,495.20	6,362.31	6,050.01
c.Changes in inventories of finished goods, work in progress and stock in	555.97	279.75	497.42	1,213.76	41.03
d. Employee benefits expense	669.51	580.15	609.92	2,393.78	2,128.60
e. Depreciation	126.12	90.82	(84.47)	475.14	491.91
f. Foreign exchange fluctuation loss	8.11	(2.65)	(34.54)	53.26	(2.29)
g. Other expenditure	1,255.61	988.87	965.17	4,130.73	3,680.88
Total Expenses	6,703.03	6,783.60	6,274.81	26,413.71	24,446.37
3. Profit from Operations before Other Income, finance costs and Exceptional Items (1-2)	292.04	384.47	489.26	1,432.38	1,566.02
4. Other Income	41.55	17.32	(4.10)	73.07	22.31
5. Profit from ordinary activities before finance cost and Exceptional Items	333.59	401.79	485.16	1,505.45	1,588.33
6. Finance Cost	197.56	189.20	274.25	780.61	957.87
7. Profit after finance cost but before Exceptional Items (5-6)	136.03	212.59	210.91	724.84	630.46
8. Exceptional items		-			-
9. Profit (+)/ Loss (-) from Ordinary Activities before tax (7+8)	136.03	212.59	210.91	724.84	630.46
10.Prior Period Income(+)/(-)	0.45	(9.28)		(8.83)	-
11. Tax expense					
- Current tax	27.84	41.45	42.20	146.00	126.10
- Deferred tax	(31.32)	9.67	25.47	(31.32)	(51.26)
12. Net Profit (+)/ Loss (-) from ordinary activities after tax (9+10-11)	139.96	152.19	143.24	601.33	555.62
13. Extraordinary Item (net of tax expense Rs. ___Nil___)					
14. Net Profit(+)/ Loss(-) for the period (12-13)	139.96	152.19	143.24	601.33	555.62
15. Paid-up equity share capital (Face value Rs. 10 per share)	2,206.50	2,206.50	2,206.50	2,206.50	2,206.50
16. Reserve excluding Revaluation Reserves as per balance sheet	10,132.61		9,477.37	10,132.61	9,477.37
17. Earnings Per Share (EPS)					

Particulars	3 Months ended	3 Months ended	3 Months ended	Year ended	Year ended
	31.03.2016	31.12.2015	31.03.2015	31.03.2016	31.03.2015
Basic and diluted EPS (Not	0.63	0.69	0.65	2.73	2.52
b) Basic and diluted EPS after Extraordinary items for the period, for the year to date					
and for the previous year (not to be annualized)	0.63	0.69	0.65	2.73	2.52
PART II					
A.Particulars of shareholding					
1. Public Shareholding					
- No. of shares	6130363	6017863	6139863	6130363	6,139,863
- Percentage of shareholding	27.78%	27.27%	27.83%	27.78%	27.83%
2. Promoter & Promoter Group Shareholding					
a) Pledged/Encumbered					
No. of Shares	NIL	NIL	NIL	NIL	Nil
Percentage of shares	NIL	NIL	NIL	NIL	Nil
(as a % of total shareholding of promoter & promoter Group)					
Percentage of shares	NIL	NIL	NIL	NIL	Nil
(as a % of total share capital of the Company)					
b) Non -encumbered					
No. of Shares	15934637	16047137	15925137	15934637	15925137
Percentage of shares	100%	100%	100%	100%	100%
(as a % of total shareholding of promoter & promoter Group)					
Percentage of shares	72.22%	72.73%	72.73%	72.22%	72.17%
(as a % of total share capital of the Company)					
B.INVESTOR COMPLAINTS					
pending at the beginning of the quarter	NIL				
Received during the quarter	1				
Disposed of during the quarter	1				
remaining unresolved at the end of the quarter	NIL				



Segment wise Revenue, Results and Capital Employed

(Rs. In Lakhs)

Particulars	3 Months ended	3 Months ended	3 Months ended	Year ended	Year ended
	31.03.2016	31.12.2015	31.03.2015	31.03.2016	31.03.2015
	Audited	UnAudited	Audited	Audited	Audited
1. Segment Revenue (Net Sale)					
(a) Wood Based	4,874.35	4,657.20	4,527.04	18,233.52	16,327.21
(b) Paper Based	2,095.85	2,492.95	2,215.97	9,529.79	9,602.22
(c) Others					-
(d) Unallocated					-
Total	6,970.20	7,150.15	6,743.01	27,763.31	25,929.43
Less: Inter Segment Revenue					
Net sales/Income From Operations	6,970.20	7,150.15	6,743.01	27,763.31	25,929.43
2. Segment Results (Profit)(+)/ Loss (-) before tax and interest from each segment)					
(a) Wood Based	1,576.93	1,244.02	1,275.87	4,454.53	4,320.25
(b) Paper Based	88.21	242.03	186.12	1,404.50	1,381.38
(c) Others					-
(d) Unallocated					-
Total	1,665.14	1,486.05	1,461.99	5,859.03	5,701.63
Less: (i) Interest	197.57	189.20	417.74	780.62	1095.53
(ii) Other Un-allocable Expenditure net off	1,396.56	1,111.92	1,063.21	4,461.19	4231.92
(iii) Un-allocable income	65.46	18.37	229.86	98.78	256.27
Total Profit Before Tax	136.47	203.30	210.91	716.00	630.46
3. Capital Employed (Segment assets - Segment Liabilities)					
(a) Wood Based	9,417.98	9,142.81	9,798.74	9,417.98	9,798.74
(b) Paper Based	4,359.79	4,646.08	4,334.01	4,359.79	4,334.01
(c) Others					-
(d) Unallocated	3,274.58	3,631.18	3,002.30	3,274.58	3,002.30
Total	17,052.35	17,420.07	17,135.06	17,052.35	17,135.06

Particulars	STATEMENT OF ASSETS AND LIABILITIES (Rs.In.Lakhs)	
	Year ended	Year ended
	Audited	Audited
	31.03.2016	31.03.2015
A.EQUITY & LIABILITIES		
1. SHAREHOLDERS' FUNDS:		
(a) Share Capital	2,206.50	2,206.50
(b) Reserves and Surplus	10,132.61	9,528.62
Sub Total Shareholders Fund	12,339.11	11,735.12
2. NON-CURRENT LIABILITIES		
(a) Long term Borrowings	177.05	410.76
(b) Deferred Tax Liabilities(net)	(31.15)	0.17
(c) Other Long term liabilities	-	-
(d) Long term provisions	190.35	239.66
Sub Total Non-Current liabilities	336.25	650.60
3. CURRENT LIABILITIES		
(a) Short term borrowings	4,376.99	4,749.33
(b) Trade Payables	2,914.49	3,840.66
(c) Other Current Liabilities	792.71	923.21
(d) Short term Provisions	687.89	476.01
Sub Total Current liabilities	8,772.08	9,989.21


TOTAL				21447.44	22374.93
B. ASSETS					
1. NON-CURRENT ASSETS					
(a) FIXED ASSETS					
i) Tangible Assets				5,372.26	5379.41
ii) Intangible Assets				314.38	349.10
iii) Capital Work-in Progress				0.67	48.05
Sub Total Non-Current Assets				5,687.31	5,776.57
(b) NON CURRENT INVESTMENTS				132.23	1.08
(c) LONG TERM LOANS & ADVANCES				1,830.68	1500.60
(d) Other non current assets				581.77	701.51
Total Non current assets				8,231.99	7,979.76
2. CURRENT ASSETS					
(a) Inventories				5,932.71	7880.84
(b) Trade Receivables				5,864.85	5134.84
(c) Cash and cash equivalent				804.31	954.14
(d) Short term loans & advances				613.58	425.36
(e) Other Current assets				-	0.00
Total Current Assets				13,215.45	14,395.17
TOTAL ASSETS				21,447.44	22,374.93

Notes:

1. The above results have been reviewed by the Audit Committee in its meeting held on 30th May, 2016 and approved by the Board of Directors in its Board Meeting dated 30th May 2016.
2. Figures for the previous periods have been regrouped and reclassified to confirm to the classification of the current
3. There are no exceptional / extraordinary items during the quarter and year ended 31st March, 2016
4. The figures for the quarter ended 31st March 2016 and 31st March 2015 are the balancing figures between the audited respect of the full financial year and the unaudited third quarter published year to date figures, which were subjected to Review

Date: May 30, 2016

Place: Bangalore

For Archidply Industries Ltd.,

 Shyam Daga
 Managing Director

Auditor's Report On Quarterly Financial Results and Year to Date Results of the Company Pursuant to the Regulation 33 of the SEBI (Listing Obligations and Disclosure Requirements) Regulations, 2015

To,
Board of Directors of **Archidply Industries Limited**

We have audited the quarterly financial results of Archidply Industries Limited for the quarter ended 31st March ,2016 and the year to date results for the period 1st April ,2015 to 31st March, 2016 attached herewith, being submitted by the company pursuant to the requirement of Regulation 33 of the SEBI (Listing Obligations and Disclosure Requirements) Regulations, 2015. These quarterly financial results as well as the year to date financial results have been prepared on the basis of the interim financial statements, which are the responsibility of the company's management. Our responsibility is to express an opinion on these financial results based on our audit of such interim financial statements, which have been prepared in accordance with the recognition and measurement principles laid down in Accounting Standard for Interim Financial Reporting (AS 25 / Ind AS 34), prescribed, under Section 133 of the Companies Act, 2013 read with relevant rules issued thereunder; or by the Institute of Chartered Accountants of India¹, as applicable and other accounting principles generally accepted in India.

We conducted our audit in accordance with the auditing standards generally accepted in India. Those standards require that we plan and perform the audit to obtain reasonable assurance about whether the financial results are free of material misstatement(s). An audit includes examining, on a test basis, evidence supporting the amounts disclosed as financial results. An audit also includes assessing the accounting principles used and significant estimates made by management. We believe that our audit provides a reasonable basis for our opinion.


In our opinion and to the best of our information and according to the explanations given to us these quarterly financial results as well as the year to date results:

(i) are presented in accordance with the requirements of Regulation 33 of the SEBI (Listing Obligations and Disclosure Requirements) Regulations, 2015 in this regard; and



(ii) gives a true and fair view of the net profit and other financial information for the quarter ended 31st March ,2016 as well as the year to date results for the period from 01.04.2015 to 31.03.2016.

For GRV & PK
Chartered Accountants
FRN: 008099S


(Kamal Kishore)
(Partner)
(Membership No.205819)



Place: Bangalore

Date: 30.05.2016