

# MANAKSIA ALUMINIUM COMPANY LIMITED

Regd Office : Bikaner Building , 3<sup>rd</sup> Floor, 8/1, Lal Bazar Street, Kolkata - 700 001  
Corporate Identity Number : U27100WB2010PLC144405  
Phone : +91-33-2231 0050/51/52, Fax : +91-33-2230 0336

---

Sec/Alum/61

Date: 16.05.2016

The Secretary  
BSE Limited  
New Trading Wing,  
Rotunda Building,  
PJ Tower, Dalal Street,  
Mumbai- 400001

The Manager  
National Stock Exchange of India Limited  
Exchange Plaza, C-1, Block "G"  
5<sup>th</sup> floor, Bandra Kurla Complex,  
Bandra East,  
Mumbai- 400051

Sir,  
Outcome of Board Meeting held on 16<sup>th</sup> May, 2016

Please note that the Board of Directors of the Company in its meeting held today, which commenced at 2.30p.m. and concluded at 4.25p.m., has inter alia, considered, approved and adopted the Audited Financial Results for the quarter and year ended 31<sup>st</sup> March, 2016. A copy of the Financial Results of the Company for the quarter and year ended 31<sup>st</sup> March, 2016 along with Form-A and Auditors Report thereon is enclosed for your reference and record.

This may be treated as compliance with Regulation 33 of the SEBI (Listing Obligations and Disclosure Requirements) Regulations, 2015.







Thanking you,  
Yours faithfully,  
For Manaksia Aluminium Company Limited

*Mrinal Kanti Pal*  
Mrinal Kanti Pal  
DIN: 00867865  
Director



Encl: a/a

FORM A (for Audit Report with unmodified opinion)

1.	Name of the Company	Manaksia Aluminium Company Limited
2.	Annual Financial Statement for the year ended	31 <sup>st</sup> March, 2016
3.	Type of Audit observation	Un-Modified
4.	Frequency of observation	Not Applicable
5.	To be signed by:	
	a) Managing Director	 <hr/> Sunil Kumar Agrawal (DIN: 00091784)
	b) Chief Financial Officer	 <hr/> Deepak Chamaria
	c) Audit Committee Chairman	  <hr/> Ajay Kumar Chakraborty (DIN: 00133604)
	d) Auditor of the Company	  <hr/> Hemant Kumar Lakhota (Membership No. : 068851)

Place Kolkata

Date: 16.05.2016

# S. K. AGRAWAL & CO.

Chartered Accountants

Firm Registration No. 306033E

SUITE NOS : 606-608  
THE CHAMBERS, OPP. GITANJALI STADIUM  
1865, RAJDANGA MAIN ROAD, KASBA  
KOLKATA - 700 107  
PHONE : 033-4008 9902/9903/9904  
FAX : 033-40089905, Website : www.skagrawal.co.in

## Auditor's Report pursuant to the Regulation 33 of the SEBI (Listing Obligations and Disclosure Requirements) Regulations, 2015

To  
**The Board of Directors of  
MANAKSIA ALUMINIUM COMPANY LIMITED**

We have audited the accompanying Statement of financial results of **Manaksia Aluminium Company Limited** ("the Company"), for the year ended 31st March, 2016, attached herewith, being submitted by the company pursuant to the requirement of Regulation 33 of the SEBI (Listing Obligations and Disclosure Requirements) Regulations, 2015. Attention is drawn to the fact that the figures for the quarter ended 31st March 2016 are the balancing figures between audited figures in respect of the full financial year and the year to date figures upto the end of the third quarter of the current financial year. These quarterly financial results as well as the year to date financial results have been prepared from financial statements, which are the responsibility of the company's management. Our responsibility is to express an opinion on these financial results based on our audit of such financial statements, which have been prepared in accordance with Accounting Standards specified under Section 133 of the Companies Act, 2013 read with relevant rules issued thereunder and other accounting principles generally accepted in India.

We conducted our audit in accordance with the auditing standards generally accepted in India. Those standards require that we plan and perform the audit to obtain reasonable assurance about whether the financial results are free of material misstatements. An audit includes examining, on a test basis, evidence supporting the amounts disclosed as financial results. An audit also includes assessing the accounting principles used and significant estimates made by management. We believe that our audit provides a reasonable basis for our opinion.

In our opinion and to the best of our information and according to the explanations given to us these quarterly financial results as well as the year to date results:

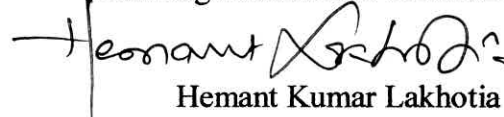
- i. are presented in accordance with the requirements of Regulation 33 of the SEBI (Listing Obligations and Disclosure Requirements) Regulations, 2015 in this regard; and
- ii. give a true and fair view of the net loss and other financial information for the quarter ended 31<sup>st</sup> March 2016 as well as the year to date results for the period from 1<sup>st</sup> April, 2015 to 31<sup>st</sup> March, 2016.



For **S K AGRAWAL & CO.**

Chartered Accountants

Firm Registration No.-306033E



Hemant Kumar Lakhotia

(Partner)

Membership No. 068851

Place: Kolkata

Dated: 16th May, 2016

**MANAKSIA ALUMINIUM COMPANY LIMITED**  
**Corporate Identity Number:U27100WB2010PLC144405**

Registered office : 8/1 Lal Bazar Street, Kolkata - 700001

E-mail: infomalco@manaksia.com, Website: www.manaksia.com

Phone: +91-33-2231 0050 Fax: +91-33-2230 0336

**STATEMENT OF AUDITED FINANCIAL RESULTS FOR THE QUARTER AND YEAR ENDED 31ST MARCH, 2016**

(Rs. in Lacs)

PARTICULARS	QUARTER ENDED			YEAR ENDED	
	31st March, 2016	31st December, 2015	31st March 2015	31st March 2016	31st March 2015
	Audited (Refer Note (b))	Unaudited	Audited (Refer Note (b))	Audited	Audited
<b>1. Income from Operations</b>					
(a) Net Sales/Income from Operations (Net of Excise Duty)	5614.74	6892.86	5638.67	26355.68	29504.66
(b) Other Operating Income	42.10	47.92	157.29	195.86	238.52
<b>Total Income from Operations</b>	<b>5656.84</b>	<b>6940.78</b>	<b>5795.96</b>	<b>26551.54</b>	<b>29743.18</b>
<b>2. Expenses</b>					
(a) Cost of materials consumed ( Including Traded Goods )	3798.86	6233.10	5725.54	21911.38	25818.25
(b) Changes in inventories of finished goods, work-in-progress and stock-in-trade	972.59	(502.16)	(1061.45)	152.42	(774.33)
(c) Employee benefits expense	136.66	151.51	180.22	597.12	563.51
(d) Depreciation and amortisation expense	132.34	134.03	142.78	533.73	604.06
(e) Other expenses	724.71	909.08	1068.85	3327.67	3696.78
<b>Total Expenses</b>	<b>5765.16</b>	<b>6925.56</b>	<b>6055.94</b>	<b>26522.32</b>	<b>29908.27</b>
<b>3. Profit/(Loss) from Operations before Other Income, finance costs and exceptional (1-2)</b>	<b>(108.32)</b>	<b>15.22</b>	<b>(259.98)</b>	<b>29.22</b>	<b>(165.09)</b>
4. Other Income	(1.80)	7.55	31.42	17.57	62.41
<b>5. Profit/(Loss) from ordinary activities before finance costs and exceptional items(3+4)</b>	<b>(110.12)</b>	<b>22.77</b>	<b>(228.56)</b>	<b>46.79</b>	<b>(102.68)</b>
6. Finance Costs	178.58	171.02	179.06	686.46	635.90
<b>7. Profit/(Loss) from ordinary activities after finance costs but before exceptional items (5-6)</b>	<b>(288.70)</b>	<b>(148.25)</b>	<b>(407.62)</b>	<b>(639.67)</b>	<b>(738.58)</b>
8. Exceptional Items					
<b>9. Profit/(Loss) from ordinary activities before tax (7-8)</b>	<b>(288.70)</b>	<b>(148.25)</b>	<b>(407.62)</b>	<b>(639.67)</b>	<b>(738.58)</b>
10. Tax expense	15.57	(9.35)	(132.41)	(135.96)	(114.47)
<b>11. Net Profit/(Loss) from ordinary activities after tax (9-10)</b>	<b>(304.27)</b>	<b>(138.90)</b>	<b>(275.21)</b>	<b>(503.71)</b>	<b>(624.11)</b>
12. Extraordinary Items					
<b>13. Net Profit/(Loss) after taxes and extraordinary items (11-12)</b>	<b>(304.27)</b>	<b>(138.90)</b>	<b>(275.21)</b>	<b>(503.71)</b>	<b>(624.11)</b>
14. Paid-up Equity Share Capital (Face Value per share : Rs.1/-)	655.34	655.34	655.34	655.34	655.34
15. Reserves excluding Revaluation Reserve as per balance sheet of previous accounting year				9577.40	10081.11
<b>16i. Earnings per share (before extraordinary items) (of Rs 1/- each) (Not annualised):</b>					
Basic & Diluted	(0.46)	(0.21)	(0.42)	(0.77)	(0.95)
<b>16ii. Earnings per share (after extraordinary items) (of Rs 1/- each) (Not annualised):</b>					
Basic & Diluted	(0.46)	(0.21)	(0.42)	(0.77)	(0.95)



**Notes :**

(a) The financial results of the Company for the year ended 31st March 2016 have been audited and recommended by the Audit Committee and approved by the Board of Directors of the Company in their respective meetings held on 16th May 2016.

(b) The figures for the quarter ended 31st March 2016 and 31st March 2015, are the balancing figures between audited figures in respect of full financial year and year to date figures upto the third quarter of respective financial year.

(c) Audited Financial Results of the Company for the Quarter and Year ended 31st March 2016 are available at the Company's website [www.manaksia.com](http://www.manaksia.com) and websites of all Stock Exchanges, where the Equity shares of the Company are listed.

(d) Comparative figures have been rearranged / regrouped wherever necessary.

**Place: Kolkata**

**Date: 16.05.2016**

**For and on behalf of Board of Directors  
Manaksia Aluminium Company Limited**



**Sunil Kumar Agrawal  
(Managing Director)  
DIN : 00091784**



**To support the Green initiative measures taken by the Ministry of Corporate Affairs, shareholders are requested to update their email address with the Depository Participant and accord their consent on email [manaksiagogreen@linktime.co.in](mailto:manaksiagogreen@linktime.co.in) for receiving Annual Report and other communication in electronic mode.**

**Manaksia Aluminium Company Limited**

**Statement of Assets and Liabilities**

Balance Sheet	As at March 31, 2016 Rs. in Lacs	As at March 31, 2015 Rs. in Lacs
<b>A. EQUITY AND LIABILITIES</b>		
<b>1. Shareholders' Funds</b>		
(a) Share capital	655.34	655.34
(b) Reserves and surplus	9,577.40	10,081.11
(c) Money received against share warrants	-	-
<b>Sub-total-Shareholders'funds</b>	<b>10,232.74</b>	<b>10,736.45</b>
<b>2. Share application money pending allotment</b>		
<b>3. Non-current liabilities</b>		
(a) Long term borrowings	600.00	1,400.00
(b) Deferred tax liabilities (net)	1,448.19	1,584.12
(c) Other long-term liabilities	-	-
(d) Long term provisions	47.74	47.43
<b>Sub-total-Non-current liabilities</b>	<b>2,095.93</b>	<b>3,031.55</b>
<b>3. Current liabilities</b>		
(a) Short term borrowings	8,133.00	7,923.30
(b) Trade payables	738.62	1,178.21
(c) Other current liabilities	1,135.11	1,282.87
(d) Short term provisions	126.66	102.37
<b>Sub-total-current liabilities</b>	<b>10,133.39</b>	<b>10,486.75</b>
<b>TOTAL - EQUITY AND LIABILITIES</b>	<b>22,462.06</b>	<b>24,254.75</b>
<b>B. ASSETS</b>		
<b>1. Non current assets</b>		
(a) Fixed assets		
Tangible assets	9,287.71	9,799.94
Capital work-in-progress	591.87	594.21
(b) Non-current investments	0.10	0.10
(c) Long term loans and advances	29.90	29.60
(d) Other Non Current Assets	0.89	0.89
	<b>9,910.47</b>	<b>10,424.74</b>
<b>2. Current assets</b>		
(a) Current investments		
(a) Inventories	6,084.05	7,331.29
(b) Trade receivables	3,432.38	2,778.96
(c) Cash and Cash equivalents	5.21	494.68
(d) Short term loans and advances	3,029.95	3,225.08
(f) Other current assets	-	-
<b>Sub-total-Current assets</b>	<b>12,551.59</b>	<b>13,830.01</b>
<b>TOTAL- Assets</b>	<b>22,462.06</b>	<b>24,254.75</b>

