


महानगर टेलीफोन निगम लि.  
(भारत सरकार का उद्यम)  
**Mahanagar Telephone Nigam Ltd.**  
(A Government of India Enterprise)  
CIN : L32101DL1986GOI023501



MTNL/SECTT/SE/2016

May 30, 2016

The Secretary,  
Stock Exchanges,  
BSE/NSE/OTCQX

**SUB: Compliance of Regulation 29(1)(a) of SEBI (Listing Obligations and Disclosure Requirements) Regulations, 2015 – Submission of Audit Report for the F.Y. ended on 31<sup>st</sup> March, 2016**

Dear Sir,

Further to our letter of even no. dtd 13.05.2016 regarding the Board Meeting for the approval of Audited Financial Statements for the Financial Year ended on 31<sup>st</sup> March, 2016 and for the Quarter ended on 31<sup>st</sup> March, 2016, we are forwarding herewith Audited Financial Statements in relevant Annexures, duly approved by Board of Directors in its 314<sup>th</sup> Meeting held in New Delhi today i.e. 30<sup>th</sup> May, 2016.

Kindly acknowledge the receipt and take the same on record.

Thanking you.

Yours faithfully,

  
(S R SAYAL)  
COMPANY SECRETARY

Encl : Annexure I, II, IV, IX & XI.

पंजीकृत एवं निगम कार्यालय : महानगर दूरसंचार सदन, 5 वां तल, 9 सी.जी.ओ. कॉम्प्लेक्स, लोधी रोड, नई दिल्ली-110003  
Regd. & Corporate Office : Mahanagar Doorsanchar Sadan, 5th Floor, 9 CGO Complex, Lodhi Road, New Delhi-110003 India  
फोन / Phone : कार्यालय / Office : 24319020, फैक्स / Fax : 24324243 • Website : www.mtnl.in

आप हमारे साथ हिन्दी में भी पत्राचार कर सकते हैं।

MAHANAGAR TELEPHONE NIGAM LIMITED  
( A Govt. of India Enterprise)

Annexure I

CIN No: L32101DL1986GOI023501

Regd. Office : Mahanagar Doorsanchar Sadan, 5th Floor, 9, CGO Complex, Lodhi Road, New Delhi-110003  
STATEMENT OF UNAUDITED\*/AUDITED RESULTS FOR THE QUARTER AND TWELVE MONTHS ENDED ON 31/03/2016


(Rs. in Crore)

Sl. No.	Particulars	STANDALONE					CONSOLIDATED	
		3 months ended 31/03/2016	3 months ended 31/12/2015	Corresponding 3 months ended 31/03/2015 in the previous year	Year to date figures for Current period ended 31/03/2016	Previous year ended 31/03/2015	Year to date figures for current period ended 31.03.2016	Year to date figures for previous period ended 31.03.2015
1	(Refer Notes Below) 2	UNAUDITED* 3	UNAUDITED 4	UNAUDITED 5	AUDITED 6	AUDITED 7	AUDITED 8	AUDITED 9
1	<b>Income from operations</b>							
	(a) Net income from operations	833.66	766.98	873.01	3,184.52	3,386.52	3,291.44	3,471.97
	(b) Other operating income (Excluding other income)	2.14	3.79	3.41	12.89	13.56	12.89	24.57
	<b>Total income from operations (Net)</b>	<b>835.79</b>	<b>770.77</b>	<b>876.42</b>	<b>3,197.40</b>	<b>3,400.08</b>	<b>3,304.33</b>	<b>3,496.54</b>
2	<b>Expenses</b>							
	(a1) Employee benefits other than retirement benefits	547.72	576.69	621.78	2,310.76	2,347.93	2,315.09	2,351.27
	(a2) Employee benefits for retirement benefits	121.27	70.01	102.55	343.68	305.26	343.68	305.26
	(b) Revenue Sharing	54.84	60.57	79.66	243.96	370.02	267.06	386.63
	(c) Licence Fees and Spectrum Charges	97.78	59.84	78.34	273.95	270.61	288.97	286.72
	(d) Depreciation and Amortisation expenses	312.22	271.01	287.90	1,133.35	1,158.59	1,163.32	1,185.46
	(e) Administrative, Operative & Other Expenses	228.37	202.82	248.40	836.29	822.44	877.19	861.49
	<b>Total Expenses</b>	<b>1,362.21</b>	<b>1,240.94</b>	<b>1,418.62</b>	<b>5,142.00</b>	<b>5,274.84</b>	<b>5,255.31</b>	<b>5,376.83</b>
3	<b>Profits/(Loss) from Operations before other income, Finance cost and exceptional items (1-2)</b>	<b>(526.42)</b>	<b>(470.17)</b>	<b>(542.20)</b>	<b>(1,944.60)</b>	<b>(1,874.76)</b>	<b>(1,950.97)</b>	<b>(1,880.29)</b>
4	<b>Other Income</b>	<b>580.60</b>	<b>94.75</b>	<b>251.56</b>	<b>781.83</b>	<b>420.98</b>	<b>783.54</b>	<b>422.07</b>
5	<b>Profit / (Loss) from ordinary activities before Finance cost and</b>	<b>54.18</b>	<b>(375.43)</b>	<b>(290.63)</b>	<b>(1,162.77)</b>	<b>(1,453.77)</b>	<b>(1,167.44)</b>	<b>(1,458.22)</b>
6	<b>Finance costs</b>	<b>371.86</b>	<b>329.50</b>	<b>304.48</b>	<b>1,335.23</b>	<b>1,439.62</b>	<b>1,335.61</b>	<b>1,440.10</b>
7	<b>Profit / (Loss) from ordinary activities after Finance cost but before exceptional items (5-6)</b>	<b>(317.68)</b>	<b>(704.93)</b>	<b>(595.11)</b>	<b>(2,498.00)</b>	<b>(2,893.39)</b>	<b>(2,503.05)</b>	<b>(2,898.32)</b>
8	<b>Exceptional items</b>	-	-	-	-	-	-	-
9	<b>Profit/ (Loss) from ordinary activities before tax (7+8)</b>	<b>(317.68)</b>	<b>(704.93)</b>	<b>(595.11)</b>	<b>(2,498.00)</b>	<b>(2,893.39)</b>	<b>(2,503.05)</b>	<b>(2,898.32)</b>
10	<b>Tax expense</b>							
	(a) Provision for Current Tax/ MAT	-	-	-	-	-	0.48	0.25
	(b) Taxes for earlier period written back/paid	(492.26)	-	-	(492.26)	-	0.97	2.59
	(c) Provision for Deferred Tax	-	-	-	-	-	(492.26)	-
11	<b>Net Profit/ (Loss) from ordinary activities after tax (9-10)</b>	<b>174.58</b>	<b>(704.93)</b>	<b>(595.11)</b>	<b>(2,005.74)</b>	<b>(2,893.39)</b>	<b>(2,012.24)</b>	<b>(2,901.16)</b>
12	<b>Extraordinary items</b>	-	-	-	-	-	-	-
13	<b>Net Profit/ (Loss) for the period (11-12)</b>	<b>174.58</b>	<b>(704.93)</b>	<b>(595.11)</b>	<b>(2,005.74)</b>	<b>(2,893.39)</b>	<b>(2,012.24)</b>	<b>(2,901.16)</b>
14	<b>Paid-up equity share capital (Face value of Rs.10/-each)</b>	<b>630.00</b>	<b>630.00</b>	<b>630.00</b>	<b>630.00</b>	<b>630.00</b>	<b>630.00</b>	<b>630.00</b>
15	<b>Reserves excluding Revaluation Reserves as per balance sheet of previous accounting year</b>					<b>1,437.42</b>		<b>1,419.52</b>
16 (i)	<b>Earnings Per Share (before extraordinary items) (of Rs.10 each) (not annualised) in Rs.</b>							
	(a) Basic	2.77	(11.19)	(9.45)	(31.84)	(45.93)	(31.94)	(46.05)
	(b) Diluted	2.77	(11.19)	(9.45)	(31.84)	(45.93)	(31.94)	(46.05)
16 (ii)	<b>Earnings Per Share (after extraordinary items) (of Rs.10 each) (not annualised) in Rs.</b>							
	(a) Basic	2.77	(11.19)	(9.45)	(31.84)	(45.93)	(31.94)	(46.05)
	(b) Diluted	2.77	(11.19)	(9.45)	(31.84)	(45.93)	(31.94)	(46.05)

Notes:

- The above results have been reviewed and recommended for adoption by the Audit Committee in their meeting held on 30.05.2016 and approved by the Board of Directors of the Company at their meeting held on the same date.
- \* The figures of last quarter are the balancing figures between audited figures in respect of the full financial year and the published year to date figures upto the third quarter of the current financial year.
- Administrative, Operative & Other Expenditure includes Prior Period Expenditure.
- Operations of CDMA unit are discontinued w.e.f. 01.03.2016 and profit of Rs. 315.99 Cr is included in the Profit/(Loss) for the current financial year. Impairment loss on CDMA assets (Apparatus & Plants) is provided to the extent of Rs 24.28 Cr and on surrender of CDMA spectrum, the compensation of Rs. 458.04 Crores has been received from Government which is included in other income in the current quarter.
- Due to componentization of assets as per Schedule II of the Companies Act 2013, depreciation of Rs. 49.09 Cr on account of assets/components whose lives expired before 01-04-2015 has been adjusted against opening retained earnings.
- During the quarter under report the support on back to back basis approved by the Government for reimbursement of MAT paid by MTNL is accounted for RS. 492.26 Cr.

For and on behalf of the Board

  
(N.K.Yadav)  
Chairman & Managing Director

Place : New Delhi  
Date : 30.05.2016

**MAHANAGAR TELEPHONE NIGAM LIMITED**  
( A Govt. of India Enterprise)

CIN No: L32101DL1986GOI023501

Regd. Office : Mahanagar Doorsanchar Sadan, 5th Floor, 9, CGO Complex, Lodhi Road, New Delhi-110003

**STATEMENT OF STANDALONE UNAUDITED\*/AUDITED FINANCIAL RESULTS FOR THE HALF YEAR AND TWELVE MONTHS ENDED ON 31/03/2016**

(Rs. in Crore)

Sl. No.	Particulars	6 months ended 31/03/2016	Corresponding 6 months ended 31/03/2015	Year to date figures for Current period ended 31/03/2016	Previous accounting year ended 31/03/2015
	(Refer Notes Below)	UNAUDITED*	UNAUDITED*	AUDITED	AUDITED
1	2	3	4	5	6
1	<b>Income from Operations</b>				
	(a) Net Income from Operations	1,600.64	1,686.93	3,184.52	3,386.52
	(b) Other Operating Income (Excluding other income)	5.93	6.41	12.89	13.56
	<b>Total income from operations (Net)</b>	<b>1,606.56</b>	<b>1,693.34</b>	<b>3,197.40</b>	<b>3,400.08</b>
2	<b>Expenditure</b>				
	(a1) Employee benefits other than retirement benefits	1,124.41	1,184.67	2,310.76	2,347.93
	(a2) Employee benefits for retirement benefits	191.28	168.53	343.68	305.26
	(b) Revenue Sharing	115.41	176.73	243.96	370.02
	(c) Licence Fees and Spectrum Charges	157.62	139.69	273.95	270.61
	(d) Depreciation and Amortisation expense	583.23	579.01	1,133.35	1,158.59
	(e) Administrative, Operative & Other Expenditure	431.19	419.46	836.29	822.44
	<b>Total Expenditure</b>	<b>2,603.15</b>	<b>2,668.07</b>	<b>5,142.00</b>	<b>5,274.84</b>
3	<b>Profit/ (Loss) from Operations before Other income, Finance cost and Exceptional Items (1-2)</b>	<b>(996.59)</b>	<b>(974.73)</b>	<b>(1,944.60)</b>	<b>(1,874.76)</b>
4	<b>Other Income</b>	<b>675.35</b>	<b>316.08</b>	<b>781.83</b>	<b>420.98</b>
5	<b>Profit/ (Loss) before Finance cost &amp; Exceptional Items (3+4)</b>	<b>(321.24)</b>	<b>(658.64)</b>	<b>(1,162.77)</b>	<b>(1,453.77)</b>
6	Finance Costs	701.36	667.29	1,335.23	1,439.62
7	Exceptional items	-	-	-	-
8	<b>Profit/ (Loss) from Ordinary Activities before tax (5-6+7)</b>	<b>(1,022.59)</b>	<b>(1,325.92)</b>	<b>(2,498.00)</b>	<b>(2,893.39)</b>
9	<b>Tax expense</b>				
	(a) Provision for Current Tax/ MAT	-	-	-	-
	(b) Taxes for earlier period written back/paid	(492.26)	-	(492.26)	-
	(c) Provision for Deferred Tax	-	-	-	-
10	<b>Net Profit/ (Loss) from Ordinary Activities after tax (8-9)</b>	<b>(530.33)</b>	<b>(1,325.92)</b>	<b>(2,005.74)</b>	<b>(2,893.39)</b>
11	Extraordinary items	-	-	-	-
12	<b>Net Profit/ (Loss) for the period (10-11)</b>	<b>(530.33)</b>	<b>(1,325.92)</b>	<b>(2,005.74)</b>	<b>(2,893.39)</b>
13	Paid-up equity share capital (Face value of Rs.10/-each)	630.00	630.00	630.00	630.00
14	Paid up Debt Capital	0.00	0.00	0.00	0.00
15	<b>Reserves excluding Revaluation Reserves as per balance sheet of previous accounting year</b>				<b>1,437.42</b>
16	Debenture Redemption Reserve	45.27	45.27	45.27	45.27
17	<b>Earning Per Share (EPS)</b>				
	(a) Basic and Diluted EPS (before extraordinary items)	(8.42)	(21.05)	(31.84)	(45.93)
	(b) Basic and Diluted EPS (after extraordinary items)	(8.42)	(21.05)	(31.84)	(45.93)
18	<b>Debt Equity Ratio</b>	<b>28.46</b>	<b>26.36</b>	<b>28.46</b>	<b>26.36</b>
19	<b>Debt Service Coverage Ratio (DSCR)</b>	<b>(0.49)</b>	<b>(0.26)</b>	<b>(0.91)</b>	<b>(0.45)</b>
20	<b>Interest Service Coverage Ratio (ISCR)</b>	<b>(0.49)</b>	<b>(1.05)</b>	<b>(0.91)</b>	<b>(1.10)</b>

## Notes:

- The above results have been reviewed and recommended for adoption by the Audit Committee in their meeting held on 30.05.2016 and approved by the Board of Directors of the Company at their meeting held on the same date.
- \* The figures of current half year ended 31.03.2016 and corresponding half year ended 31.03.2015 are the balancing figures between audited figures in respect of the full financial year and the published half year figures upto the first half year of the respective financial year.
- Administrative, Operative & Other Expenditure includes Prior Period Expenditure
- Debt Service Coverage Ratio (DSCR)= Earnings before Interest and Tax (after exceptional items)/ (Interest + Principal Repayment during the period)
- Interest Service Coverage Ratio (ISCR)= Earnings before Interest and Tax (after exceptional items)/ Interest Expense

For and on behalf of the Board



(N.K. Yadav)  
Chairman & Managing Director

Place : New Delhi  
Date : 30.05.2016

## STANDALONE AUDITED SEGMENT WISE REVENUE, RESULTS AND CAPITAL EMPLOYED FOR THE QUARTER AND TWELVE MONTHS ENDED 31/03/2016

(Rs. in Crore)						
Sl. No.	Particulars	3 months ended 31/03/2016	3 months ended 31/12/2015	Corresponding 3 months ended 31/03/2015 in the previous year	Year to date figures for Current period ended 31/03/2016	Previous year ended 31/03/2015
	(Refer Notes Below)	UNAUDITED*	UNAUDITED	UNAUDITED	AUDITED	AUDITED
	2	3			4	5
1	<b>1. Revenue from Operations</b>					
	Basic & other Services	675.63	612.29	688.05	2,559.05	2,667.07
	Cellular	161.72	160.65	180.04	645.38	735.54
	Unallocable	0.00	0.06	11.21	0.06	11.21
	<b>Total</b>	<b>837.35</b>	<b>773.00</b>	<b>879.30</b>	<b>3,204.49</b>	<b>3,413.82</b>
	Less: Inter unit Revenue- Basic	1.62	2.20	2.30	7.08	10.25
	Less: Inter unit Revenue- Cellular	(0.07)	0.02	0.59	0.00	3.50
	<b>Net Revenue from Operations</b>	<b>835.79</b>	<b>770.78</b>	<b>876.42</b>	<b>3,197.40</b>	<b>3,400.08</b>
2.	<b>Segment result before interest income, exceptional items, finance cost, prior period items and tax</b>					
	Basic & other Services	(196.00)	(238.49)	(69.78)	(1,031.82)	(974.32)
	Cellular	229.57	(117.58)	(105.65)	(136.62)	(439.90)
	Unallocable	10.30	(26.94)	(106.93)	(29.53)	(82.61)
	<b>Total</b>	<b>43.87</b>	<b>(383.02)</b>	<b>(282.36)</b>	<b>(1,197.97)</b>	<b>(1,496.83)</b>
	Add: Exceptional items	0.00	0.00	0.00	0.00	0.00
	Add: Interest Income	1.70	2.02	24.69	10.67	34.04
	Less: Finance cost	371.86	329.50	304.48	1,335.23	1,439.62
	Less: Prior period items	(8.60)	(5.58)	32.96	(24.53)	(9.01)
	<b>Profit/ (Loss) before tax</b>	<b>(317.69)</b>	<b>(704.93)</b>	<b>(595.10)</b>	<b>(2,498.00)</b>	<b>(2,893.39)</b>
	Less: Provision for Current Tax & Deferred tax	0.00	0.00	0.00	0.00	0.00
	Less: Taxes for earlier period(s) written back/paid	(492.26)	0.00	0.00	(492.26)	0.00
	<b>Profit/ (Loss) after tax</b>	<b>174.57</b>	<b>(704.93)</b>	<b>(595.10)</b>	<b>(2,005.74)</b>	<b>(2,893.39)</b>
3.	<b>Capital Employed (Segment Assets - Segment Liabilities)</b>					
	Basic & other Services	4,811.42	4,717.33	4,873.08	4,811.42	4,873.08
	Cellular	(6,469.24)	(5,854.17)	5,635.67	(6,469.24)	5,635.67
	Unallocable	1,670.42	1,023.69	(8,441.33)	1,670.42	(8,441.33)
	<b>Total</b>	<b>12.60</b>	<b>(113.15)</b>	<b>2,067.42</b>	<b>12.60</b>	<b>2,067.42</b>

Notes:

\* The figures of last quarter are the balancing figures between audited figures in respect of the full financial year and the published year to date figures upto the third quarter of the current financial year.

## MAHANAGAR TELEPHONE NIGAM LIMITED

CIN No: L32101DL1986GOI023501

Regd. Office : Mahanagar Doorsanchar Sadan, 5th Floor, 9, CGO Complex, Lodhi Road, New Delhi-110003

## STATEMENT OF ASSETS AND LIABILITIES

	Particulars	(Rs. in Crore)			
		STANDALONE		CONSOLIDATED	
		As at current year ended 31.03.2016	As at previous year ended 31.03.2015	As at current year ended 31.03.2016	As at previous year ended 31.03.2015
	Audited	Audited	Audited	Audited	
<b>A</b>	<b>EQUITY AND LIABILITIES</b>				
<b>1</b>	<b>Shareholders' Funds</b>				
	(a) Share Capital	630.00	630.00	630.00	630.00
	(b) Reserves & Surplus	(617.40)	1,437.42	(610.85)	1,428.57
	<b>Sub total Shareholders' Funds</b>	<b>12.60</b>	<b>2,067.42</b>	<b>19.15</b>	<b>2,058.57</b>
<b>2</b>	<b>Non current liabilities</b>				
	(a) Long Term Borrowings	9,058.97	10,008.97	9,058.97	10,008.97
	(b) Deferred tax liabilities (net)	0.00	0.00	4.51	3.34
	(b) Other long Term Liabilities	2,537.92	2,965.43	2,539.03	2,966.35
	(c) Long Term Provisions	1,720.49	1,760.18	1,720.49	1,760.18
	<b>Sub total Non current liabilities</b>	<b>13,317.38</b>	<b>14,734.58</b>	<b>13,323.00</b>	<b>14,738.84</b>
<b>3</b>	<b>Current liabilities</b>				
	(a) Short Term Borrowings	7,923.74	6,595.43	7,923.86	6,599.08
	(b) Trade Payables	343.61	208.56	354.57	227.67
	(c) Other Current Liabilities	4,279.40	3,070.48	4,298.44	3,077.14
	(d) Short Term Provisions	215.10	173.37	231.73	188.87
	<b>Sub total Current Liabilities</b>	<b>12,761.86</b>	<b>10,047.84</b>	<b>12,808.60</b>	<b>10,092.76</b>
	<b>TOTAL - EQUITY AND LIABILITIES</b>	<b>26,091.83</b>	<b>26,849.84</b>	<b>26,150.76</b>	<b>26,890.17</b>
<b>B</b>	<b>ASSETS</b>				
<b>1</b>	<b>Non current assets</b>				
	(a) Fixed Assets	9,665.63	10,566.16	9,814.75	10,703.78
	(b) Non Current Investments	141.98	161.98	0.00	20.00
	(c) Deferred tax assets (net)	0.00	0.00	0.05	0.03
	(c) Long Term Loans and Advances	8,997.22	9,158.59	8,994.97	9,156.52
	(d) Other Non Current Assets	5,167.51	4,835.00	5,167.51	4,835.23
	<b>Sub total Non current assets</b>	<b>23,972.34</b>	<b>24,721.73</b>	<b>23,977.28</b>	<b>24,715.56</b>
<b>2</b>	<b>Current assets</b>				
	(a) Current Investments	0.00	20.00	0.00	20.00
	(b) Inventories	67.59	96.13	68.80	97.79
	(c) Trade Receivables	337.29	294.52	340.16	301.28
	(d) Cash and Cash Equivalents	162.38	70.64	192.79	98.96
	(e) Short Term Loans and Advances	1,240.38	1,203.08	1,259.36	1,212.34
	(f) Other Current Assets	311.84	443.74	312.36	444.24
	<b>Sub total Current assets</b>	<b>2,119.49</b>	<b>2,128.11</b>	<b>2,173.47</b>	<b>2,174.60</b>
	<b>TOTAL - ASSETS</b>	<b>26,091.83</b>	<b>26,849.84</b>	<b>26,150.76</b>	<b>26,890.17</b>

## MAHANAGAR TELEPHONE NIGAM LIMITED

( A Govt. of India Enterprise)

Corporate &amp; Registered Office : Mahanagar Doorsanchar Sadan, 5th Floor, 9, CGO Complex, Lodhi Road, New Delhi-110003

CIN No: L32101DL1986GOI023501

EXTRACT FROM THE STANDALONE &amp; CONSOLIDATED AUDITED FINANCIAL RESULTS FOR THE QUARTER AND TWELVE MONTHS ENDED ON 31/03/2016

(Rs. in Crore)

Particulars	STANDALONE				CONSOLIDATED	
	Quarter ending 31/03/2016	Corresponding 3 months ended 31/03/2015 in the previous year	Year to date figures for period ended 31/03/2016	Year to date figures for period ended 31/03/2015	Year to date figures for current period ended 31.03.2016	Year to date figures for previous period ended 31.03.2015
	UNAUDITED	UNAUDITED	AUDITED	UNAUDITED	AUDITED	AUDITED
Total income from operations (Net)	835.79	876.42	3,197.40	3,400.08	3,304.33	3,496.54
Net Profit/ (Loss) from ordinary activities after tax	174.58	(595.11)	(2,005.74)	(2,893.39)	(2,012.24)	(2,901.17)
Net Profit/ (Loss) for the period after tax (after Extraordinary items)	174.58	(595.11)	(2,005.74)	(2,893.39)	(2,012.24)	(2,901.17)
Equity Share Capital	630.00	630.00	630.00	630.00	630.00	630.00
Reserves (excluding Revaluation Reserve as shown in the Balance Sheet of previous year)				1,437.42		1,419.52
Earnings Per Share (before extraordinary items ) (of Rs.10 each) in Rs.						
Basic :	2.77	(9.45)	(31.84)	(45.93)	(31.94)	(46.05)
Diluted :	2.77	(9.45)	(31.84)	(45.93)	(31.94)	(46.05)
Earnings Per Share (after extraordinary items ) (of Rs.10 each) in Rs.						
Basic :	2.77	(9.45)	(31.84)	(45.93)	(31.94)	(46.05)
Diluted :	2.77	(9.45)	(31.84)	(45.93)	(31.94)	(46.05)

## Note:


1. The above is an extract of the detailed format of Annual Audited Financial Results filed with the Stock Exchanges under Regulation 33 of the SEBI (Listing and Other Disclosure Requirements) Regulations, 2015. The full format of the Audited Financial Results are available on the website of the company at [www.mtnl.net.in](http://www.mtnl.net.in) and on the Stock Exchange websites at [www.bseindia.com](http://www.bseindia.com) and [www.nseindia.com](http://www.nseindia.com).

2. The company also had other income of Rs. 781.83 Crore (Previous Year 420.98 Crore)

Place: New Delhi

Date: 30.05.2016




For and on behalf of the Board



(N. K. Yadav)

Chairman &amp; Managing Director

**ANNEXURE I****MAHANAGAR TELEPHONE NIGAM LIMITED  
( A Govt. of India Enterprise)**Corporate & Registered Office : Mahanagar Doorsanchar Sadan, 5th Floor, 9, CGO Complex, Lodhi Road, New Delhi-110003  
CIN No: L32101DL1986GOI023501**Statement on Impact of Audit Qualifications (for audit report with modified opinion)  
submitted along-with Annual Audited Financial Results - (Standalone)****Statement on Impact of Audit Qualifications for the Financial Year ended March 31, 2016  
[See Regulation 33 / 52 of the SEBI (LODR) (Amendment) Regulations, 2016**

I.	SLNO	Particulars	Audited Figures (as reported before adjusting for qualifications)	Adjusted Figures (audited figures after adjusting for qualifications)
	1.	Turnover/Total Income	3979.23	3979.23
	2.	Total Expenditure	6477.22	6617.58
	3.	Net Profit/(Loss)	(2005.74)	(2146.10)
	4.	Earnings Per Share	(31.84)	(34.07)
	5.	Total Assets	26091.83	26218.40
	6.	Total Liabilities	26091.83	26218.40
	7.	Net Worth	12.60	(127.76)
	8.	Any other financial item(s) (as felt appropriate by the management)	Tax adjustment for earlier years Rs. 492.26 crs reduced the loss after tax.	
II.	<b>Audit Qualification (each audit qualification separately):</b>			
	a. <b>Details of Audit Qualification: Attached</b>			
	b. <b>Type of Audit Qualification : Qualified Opinion / Disclaimer of Opinion / Adverse Opinion</b>			
	c. <b>Frequency of qualification: Whether appeared first time / repetitive / since how long continuing: 3 items of qualification are of 1<sup>st</sup> time and 14 items of qualifications are repetitive.</b>			
	d. For Audit Qualification(s) where the impact is quantified by the auditor, Management's Views: <b>As per attached extract</b>			
	e. For Audit Qualification(s) where the impact is not quantified by the auditor			
	(i) Management's estimation on the impact of audit qualification: <b>Not Assessable</b>			
	(ii) If management is unable to estimate the impact, reasons for the same: <b>Attached</b>			
	(iii) Auditors' Comments on (i) or (ii) above:			
III.	<b>Signatories:</b>			
	 (N. K. Yadav) CMD	 (P. K. Purwar) Director(Finance)	 Rakesh Nangia Audit Committee Chairman	For V.K. Dhingra & Co. Chartered Accountants FRN: 000250N  V.K.Dhingra Partner M.No. 014467
				For Mehra Goel & Co Chartered Accountants FRN000517N  R.K.Mehra Partner M.No. 006102
	Place: New Delhi			
	Date: 30 <sup>th</sup> May, 2016			

**Other Compliances as per Regulation 52 (4) of SEBI (LODR) Regulations, 2015**

Series	Credit Rating		Asset Cover available, in case of non convertible debt securities;	Interest Payment	
	Care	Crisil		Previous due date and whether the same has been paid or not; and,	Next due date
Rs 1005 Crs				28th March 2016 (Paid)	28th September 2016
Rs 1975 Crs				05th December 2015 (Paid)	06th June 2016 (Since Bank Holiday on 05th June 2016 on account of Sunday)
Rs 765 Crs				28th March 2016 (Paid) (Since Bank Holiday on 26th March 2016 & 27th March 2016 on account of fourth Saturday and Sunday respectively)	26th September 2016
Rs 1500.07 Crs			Unsecured	19th November 2015 (Paid)	19th May 2016 (Paid)
RS 2268.90 Crs	CRISIL AAA(SO)/Stable	CARE AAA (SO)		30th November 2015 (Paid) (Since Bank Holiday on 28th November 2015 & 29th November 2015 on account of fourth Saturday and Sunday respectively)	30th May 2016 (Paid) (Since Bank Holiday on 28th May 2016 & 29th May 2016 on account of fourth Saturday and Sunday respectively)

*Singh*  
SR SAYAL 30/5/16

(Company Secretary)  
MTNL