



PONDY OXIDES & CHEMICALS LIMITED

POCL[®]

POCL:KS:2016-17
May 26, 2016

BSE Limited,
Scrip Code:532626
Corporate Relationship Department,
The Stock Exchange,
Phiroze Jeejeebhoy Towers,
Dalal Street,
Mumbai – 400 001.

Fax No.022-22721072
Phone NO.022-22721234 / 1233

Dear Sir,

Sub : Audited Financial Results for the year and quarter ended 31st March 2016
Ref : Our Letter dated 06.05.2016

With reference to the above and as per Regulation 29 of the LODR, we would like to inform that the Board of Directors in their meeting held on 26.05.2016 approved the Audited Financial Results for the year and quarter ended 31st March 2016 and as per Regulation 30 and 33 of LODR, we submit the following disclosures:

01. Standalone Audited Financial Results including the newspaper publishing format for the year ended 31st March 2016 and quarter ended 31st March 2016.
02. Standalone Audit Report on Audited Financial Result along with 'Form A' (Audit Report with unmodified Opinion)
03. Further, the Board of Directors recommended a final dividend of 20% i.e., Rs. 2/- per equity shares of Rs. 10/- each for the financial year 2015-16.

The Board meeting commenced at 12.00 Noon and concluded at 02.15 p.m

Thanking you,

Yours faithfully,
For Pondy Oxides & Chemicals Ltd.,

K.Kumaravel,
GM Finance & Company Secretary

Encls.: as above



KRM Centre, 4th Floor, # 2, Harrington Road, Chetpet, Chennai - 600 031. India.
Ph. : +91 - 44 - 4296 5454, Fax : +91 - 44 - 4296 5455
e-mail : info@pocl.co.in Web : www.pocl.co.in
CIN No. : L24294TN1995PLC030586

M/s. Pondy Oxides & Chemicals Ltd.,

Registered Office: 4th Floor, K.R.M. Centre, No.2, Harrington Road, Chetpet, Chennai - 600 031.

Tel: +91-044-42965454 Fax: +91-044-42965455 CIN: L24294TN1995PLC030586

Website: www.pocl.co.in / Email: info@pocl.co.in

Statement of Standalone Audited Results for the Quarter and Year ended 31st March 2016

					Rs in Lakhs	
Sl No	Particulars	Quarter Ended			Year ended	
		31.3.16 (Audited)	31.12.15 (Unaudited)	31.3.15 (Audited)	31.3.16 (Audited)	31.3.15 (Audited)
1	Income from Operations					
	Gross Sales Income	15346.70	11756.16	9501.35	50494.66	40581.60
	Less Excise Duty	1214.02	975.07	896.26	4045.42	3339.48
	a. Net Sales / Income from Operations(Net of Excise Duty)	14132.68	10781.09	8605.09	46449.24	37242.12
	b. Other operating income	0.00	18.22	8.34	18.22	53.98
	Total Income from Operations (Net)	14132.68	10799.31	8613.43	46467.46	37296.10
2	Expenses					
	a. Cost of materials consumed	13139.19	9861.13	6695.53	42210.78	32088.05
	b. Purchases of Stock-in-Trade	847.86	5.61	174.47	997.58	1460.31
	c. Changes in inventories of finished goods, wip and Stock in Trade	(1278.52)	(113.55)	1069.55	(1417.89)	320.97
	d. Employee benefits expenses	157.82	148.63	38.91	578.95	449.04
	e. Depreciation and amortisation Expenses	122.62	101.40	101.60	388.59	239.56
	f. Other Expenses	448.70	319.82	123.02	1459.50	1276.26
	Total Expenses	13437.67	10323.04	8203.08	44217.51	35834.19
3	Profit from operations before other income , finance cost and exceptional items (1-2)	695.01	476.27	410.35	2249.95	1461.91
4	Other income	29.25	23.76	148.96	108.05	207.26
5	Profit from ordinary activities before finance costs & exceptional items (3+4)	724.26	500.03	559.31	2358.00	1669.17
6	Finance Costs	224.64	158.62	226.14	757.60	698.61
7	Profit from ordinary activities after finance costs but before exceptional items 5-6	499.62	341.41	333.17	1600.40	970.55
8	Exceptional items	0.00	0.00	0.00	0.00	0.00
9	Profit(+)/ Loss(-) from ordinary activities before tax (7+8)	499.62	341.41	333.17	1600.40	970.55
10	Tax Expenses					
	Current Tax	200.54	114.93	120.09	539.41	336.73
	Deferred Tax	6.17	14.96	(37.21)	48.26	(37.21)
11	Net profit/Loss from ordinary activities after tax (9-10)	292.91	211.52	250.29	1012.73	671.03
12	Extraordinary items (Net of Tax expenses)	0.00	0.00	0.00	0.00	0.00
13	Net profit/Loss for the period (11+12)	292.91	211.52	250.29	1012.73	671.03
14	Paid up Equity Share Capital (F.V. Rs 10/- each)	557.60	557.60	557.60	557.60	557.60
15	Reserves excluding Revaluation Reserve as per Balance sheet of previous accounting year				3454.33	2623.10
16	a) Earning per share (Rs 10) (before Extra ordinary items)					
	Basic	5.25	3.79	4.49	18.16	12.03
	Diluted	5.25	3.79	4.49	18.16	12.03
	b) Earning per share (Rs 10) (after extra ordinary items)					
	Basic	5.25	3.79	4.49	18.16	12.03
	Diluted	5.25	3.79	4.49	18.16	12.03

M/s. Pandy Oxides and Chemicals Ltd.,

Statement of assets and liabilities

(Rs. In lacs)

As at

31.3.2016

31.3.2015

Audited

Audited

Particulars

A. Equity And Liabilities

1. Shareholder's funds

(a) Share Capital

557.60

557.60

(b) Reserve & Surplus

3454.33

2623.11

Sub-total - Share Holder's Fund

4011.93

3180.71

2. Non- Current liabilities

(a) Long term borrowings

1669.02

1179.57

(b) Deferred tax liabilities (Net)

65.71

17.45

(c) Other long-term liabilities

4.00

20.00

(d) Long-term Provisions

90.21

68.90

Sub-total - Non-Current liabilities

1828.94

1285.92

3. Current liabilities

(a) Short term borrowings

6311.06

4519.04

(b) Trade Payables

1720.82

1467.49

(c) Other Current liabilities

660.30

216.63

(d) Short-term Provisions

707.85

480.54

Sub-total - Current liabilities

9400.03

6683.70

TOTAL - EQUITES AND LIABILITIES

15240.90

11150.33

B. ASSETS

1. Non - Current assets

(a) Fixed Assets

2652.30

2622.63

(b) Non- Current Invetments

5.00

5.00

(c) Long term- Loans and Advances

43.09

43.18

(d) Other Non-Current Assets

7.88

14.52

Sub-total - Non-Current Assets

2708.27

2685.33

2. Current assets

(a) Currrent Investments

(b) Inventories

5916.10

3048.37

(c) Trade Receivables

3826.70

3002.83

(d) Cash and Cash equivalents

573.01

605.68

(e) Short -term loans and advances

1528.45

1443.84

(f) Other Current assets

688.37

364.28

Sub-total - Current Assets

12532.63

8465.00

TOTAL ASSETS

15240.90

11150.33

Disclosure in compliance with Regulation 52(4) of the SEBI (Listing Obligations and Disclosure Requirements) Regulations, 2015 for the year ended March 31,2016.

- Net worth as on March 31, 2016: Rs.4011.93 Lakhs.
- Net Profit after Tax for the year ended March 31, 2016: Rs.1012.73 Lakhs.
- Earning Per Share (EPS) as on March 31, 2016: Basic EPS Rs.18.16 and Diluted EPS Rs. 18.16
- Debt Equity Ratio (times) as on 31st March 2016: 0.41 times
- Debt Service Coverage Ratio (times) as on 31st March 2016: 3.11 times
- Interest Service Coverage Ratio (times) as on 31st March 2016: 3.65 times

Notes

- a) The figures of quarter ending 31st March are the balancing figure between audited figures in respect of the full financial year and the published year to date figures upto the third quarter of the said financial year.
- b) The Board of Directors recommended a dividend of Rs. 2/Share (20%) for the Financial Year 2015-16, subject to the approval of the shareholders in the ensuing Annual General Meeting.
- c) The company is engaged in only one business segment. i.e. Metal.
- d) Return on Assets (%) as on 31st March 2016: 24.37%*
- e) Return on Networth (%) as on 31st March 2016: 28.02%#
- *Return On Assets is Profit Before Interest & Tax divided by Average Net Operating Assets. Net Operating Assets exclude Capital WIP, Cash and Non-Trade Investments.
- #Return on networth is computed based on average networth.
- f) The above results have been reviewed by the Audit Committee and approved by the Board of Directors at their meeting held on 26.05.2016
- g) Previous period figures have been regrouped and recasted wherever necessary.

Place : Chennai
Date : 26.05.2016

For PONDY OXIDES & CHEMICALS LTD

GM Finance & Company Secretary

for Pondy Oxides and Chemicals Limited

Sd/-
Ashish Bansal
Managing Director
DIN: 01543967

M/s. PONDY OXIDES & CHEMICALS LTD.,

Registered Office: 4th Floor, K.R.M. Centre, No.2, Harrington Road, Chetpet, Chennai - 600 031.

Tel: +91-044-42965454 Fax: +91-044-42965455 CIN: L24294TN1995PLC030586

Website: www.pocl.co.in / Email: info@pocl.co.in

POCL®

Statement of Standalone Audited Results for the Quarter and Year Ended 31.03.2016

S.No.	Particulars	Rs in Lakhs			
		Quarter ended		Year ended	
		31/03/2016	31/03/2015	31/03/2016	31/03/2015
		Audited	Audited	Audited	Audited
1	Total Income from Operations (Net)	14,132.68	8,613.43	46,467.46	37,296.10
2	Net profit/Loss from ordinary activities after tax	292.91	250.29	1,012.73	671.03
3	Net profit/Loss for the period after tax (after Extraordinary items)	292.91	250.29	1,012.73	671.03
4	Paid up Equity Share Capital (F.V. Rs 10/- each)	557.60	557.60	557.60	557.60
5	Reserves excluding Revaluation Reserve as per Balance sheet of previous accounting year			3454.33	2,623.10
6	a) Earning per share (Rs 10) (before Extra ordinary items) (not annualised)				
	Basic	5.25	4.49	18.16	12.03
	Diluted	5.25	4.49	18.16	12.03
	b) Earning per share (Rs 10) (after extra ordinary items)				
	Basic	5.25	4.49	18.16	12.03
	Diluted	5.25	4.49	18.16	12.03

Notes:

- 1 The above is an extract of the detailed format of Quarterly Financial Results filed with the Stock Exchange under Regulation 33 of the SEBI (Listing and Other Disclosure Requirements) Regulations, 2015.
 - 2 The full format of above extract of Financial Results is available on the stock exchange website, www.bseindia.com and on the Company's website www.pocl.co.in.
 - 3 The Board of Directors recommended a dividend of Rs. 2.0 / Share (20%) for the Financial Year 2015-16, subject to the approval of the shareholders in the ensuing Annual General Meeting.
 - 4 Net worth as on March 31, 2016: Rs.4011.93 Lakhs.
 - 5 Debt Equity Ratio (times) as on 31st March 2016: 0.41 times
 - 6 Debt Service Coverage Ratio (times) as on 31st March 2016: 3.11 times
 - 7 Interest Service Coverage Ratio (times) as on 31st March 2016: 3.65 times
 - 8 Return on Assets (%) as on 31st March 2016: 24.37%*
 - 9 Return on Network (%) as on 31st March 2016: 28.02%#
- *Return On Assets is Profit Before Interest & Tax divided by Average Net Operating Assets. Net Operating Assets exclude Capital WIP, Cash and Non-Trade Investments.
#Return on network is computed based on average network.

Place : Chennai
Date : 26.05.2016

For PONDY OXIDES & CHEMICALS LTD



GM Finance & Company Secretary

for Pondy Oxides and Chemicals Limited
Sd/-
Ashish Bansal
Managing Director
DIN: 01543967

Pondy Oxides and Chemicals Limited

FORM A


Audit Report with unmodified opinion
[Pursuant to Regulation 33 of the SEBI (Listing Obligations and Disclosure Requirements)
Regulations, 2015]

1.	Name of the Company	Pondy Oxides and Chemicals Limited
2.	Annual Financial Statements for the year ended	31 st March 2016
3.	Type of Audit Observation	Unmodified
4.	Frequency of Observation	Not Applicable

For Pondy Oxides and Chemicals Limited,


Anil Kumar Bansal
Chairman

For Jeeravla & Co.
Chartered Accountants
FRN No.001323S

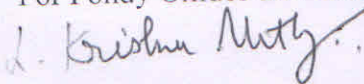


Sohan C.J. Parmar
Proprietor
M.No.022321

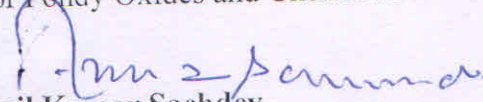
For Pondy Oxides and Chemicals Limited,


Ashish Bansal
Managing Director

For Pondy Oxides and Chemicals Limited,


L. Krishnamoorthy
Chief Financial Officer

For Pondy Oxides and Chemicals Limited,


Anil Kumar Sachdev
Chairman – Audit Committee

Place : Chennai
Date : May 26, 2016



Independent Auditor's Report

To the Board of Directors of
Pondy Oxides and Chemicals Limited

We have audited the accompanying statements of **Standalone Financial Results** of Pondy Oxides and Chemicals Limited, Chennai ("the company") for the year ended 31st March 2016 ("the statement") being submitted by the company pursuant to the requirements of Regulation 33 of the SEBI (Listing Obligations and Disclosure Requirements) Regulations, 2015. This statement, which is the responsibility of the company's management and approved by the Board of Directors, has been prepared on the basis of the related standalone financial statements which are in accordance with the Accounting Standards prescribed under section 133 of the Companies Act, 2013 read with relevant Rules issued there under and other accounting principles generally accepted in India. Our responsibility is to express an opinion on the statement.

We conducted our audit in accordance with the standards on auditing issued by the Institute of Chartered Accountants of India. Those standards require that we plan and perform the audit to obtain reasonable assurance about whether the statement is free from material misstatement. An audit also includes examining, on a test basis, evidence supporting amounts disclosed in the statement. An audit also includes evaluating the appropriateness of the accounting policies used and the reasonableness of the significant accounting estimates made by the management, as well as evaluating the overall presentation of the statement. We believe that the audit evidence we have obtained is sufficient and appropriate to provide a basis for our audit opinion.

In our opinion and to the best of our information and according to the explanations given to us the statement;

- (a) is presented in accordance with the requirements of Regulation 33 of the SEBI (Listing Obligations and Disclosure Requirements) Regulations 2015;
- (b) gives true and fair view in conformity with the aforesaid accounting standards and other accounting principles generally accepted in India, of the net profit and other financial information of the company for the year ended 31st March 2016,

The statement includes results for the quarter ended 31st March 2016 being the balancing figure between audited figures in respect of the full financial year and the published year to date figures up to the third quarter of the current financial year which were subject to limited review by us.

for **JEERAVLA & Co.,**
Chartered Accountants
FRNo.001323S

SOHAN C J PARMAR
Proprietor
Membership No.: 022321



Place: Chennai
Date: 26th May, 2016