



STEEL STRIPS WHEELS LTD.

CIN: L27107PB1985PLC006159

Head Office : ISO /TS16949 Certified

SCO 49-50, Sector-26,
Madhya Marg, Chandigarh -160 019 (INDIA)
Tel : +91-172-2793112, 2790979, 2792385
Fax : +91-172-2794834, 2790887
Website : www.sswlindia.com

Ref. SSWL/
Dated 09.05.2016

Bombay Stock Exchange Limited
Department of Corporate Services,
Phiroze Jeejeebhoy Towers,
Dalal Street,
Mumbai - 400 001

The National Stock Exchange of India
Limited
Exchange Plaza,
Plot No. C/1, G Block,
Bandra-Kurla Complex, Bandra (E),
Mumbai - 400 051

Sub: Presentation regarding performance of SSWL.

Sir,

Attached please find presentation regarding performance of the Company.

Kindly take the same on your record please.

Thanking you.

Yours faithfully,

For Steel Strips Wheels Limited

(Shaman Jindal)
GM-Cum-Company Secretary

Works & Regd. Office : Vill. Somalheri/Lehi, P.O. Dappar, Tehsil Derabassi, Distt. Mohali, Punjab (India)
Tel. : +91 (1762) 275249, 275872, 275173 Fax : +91 (1762) 275228
Email : admin@sswlindia.com Website : www.sswlindia.com

Delhi Office : S-2, Second Floor, Vasant Square Mall, Community Center, Pocket V, Plot No. A,
Sector B, Vasant Kunj, New Delhi - 110 070, Phone-011-40000378, 377, 376

Certified ISO 14001 by



Certified ISO/TS 16949 by



STEEL STRIPS WHEELS LTD.

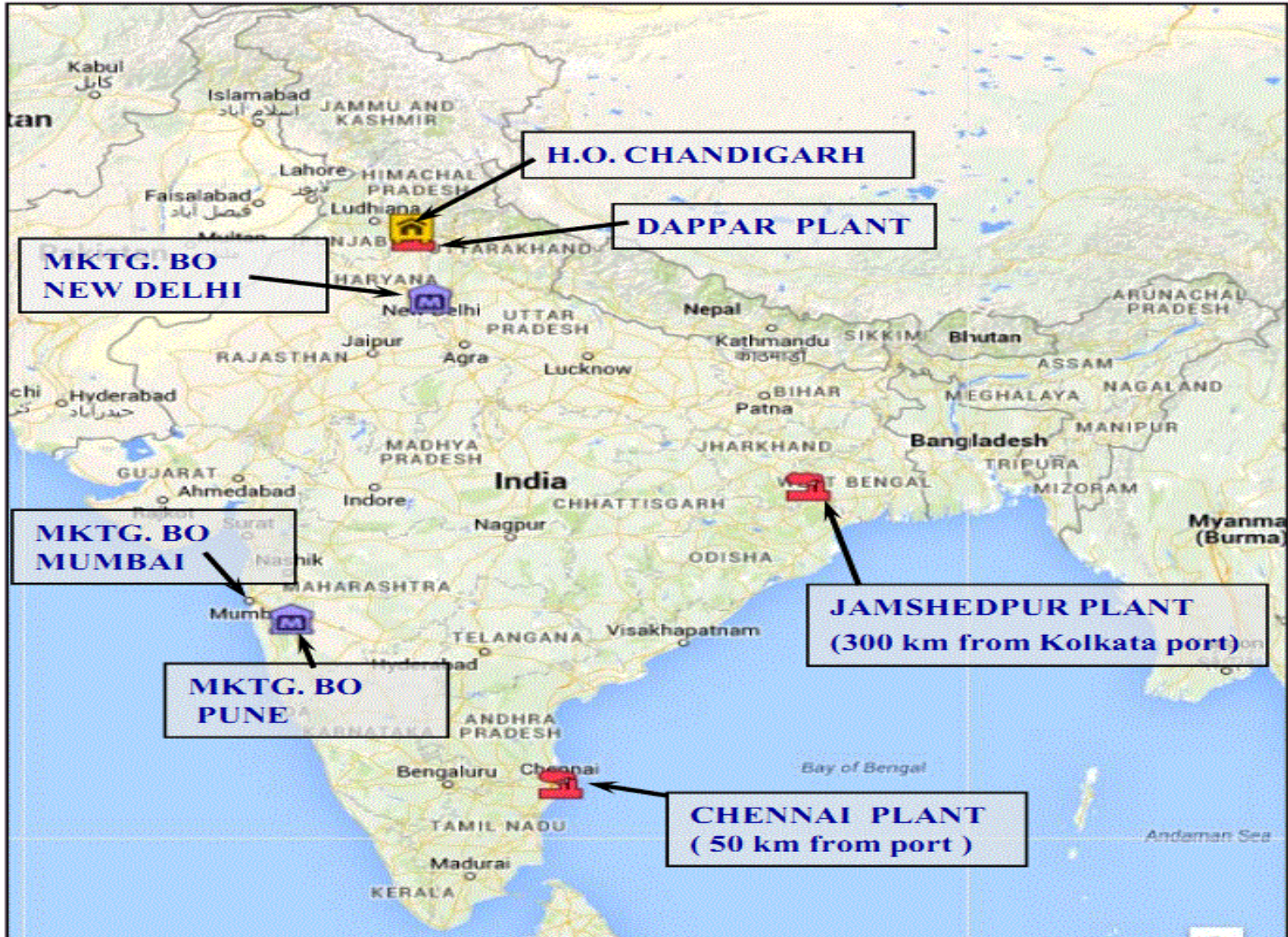


May-16

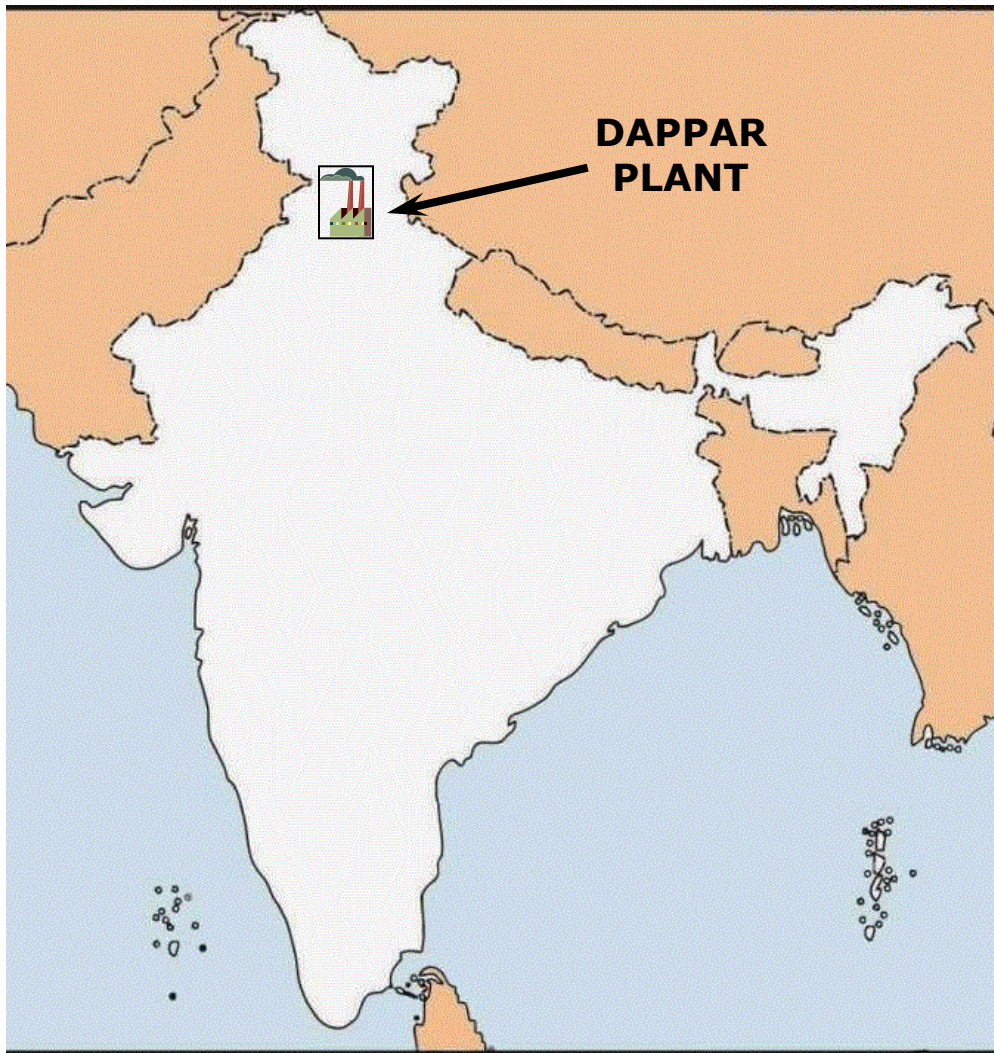
The Company

Group	STEEL STRIPS GROUP
Chairman	R. K. Garg
Managing Director	Dheeraj Garg
Business Category	Design, manufacturing and marketing of Steel Wheel Rims for Passenger cars, Utility vehicles, 2/ 3 wheelers, Tractors, Light/ Heavy commercial vehicles and OTRs
Manufacturing locations	<ol style="list-style-type: none">1. Dappar (Punjab) - North India2. Oragadam , Chennai (Tamilnadu) -South India3. Jamshedpur (Jharkhand) - East India
Technical collaborator	Ring Techs Co. Ltd., Japan (A group company of Sumitomo Metal, Japan)
Capacities	<ul style="list-style-type: none">➤ Total 16.6 million nos p.a.➤ Dappar - 9.0 Million➤ Chennai -6.0 Million➤ Jamshedpur -1.6 Million
Strategic Investors in Steel Strips Wheels Ltd	<ul style="list-style-type: none">➤ Tata Steel Ltd, India - 8.26%,➤ Sumitomo Metal Industries, Japan – 5.59%,➤ GS Global, South Korea – 2.48%➤ Kalink, South Korea- 1.30% (Shares to be allotted)➤ Listed company in National Stock Exchange and Bombay Stock Exchange , India.

Foot Print



Manufacturing Locations- Capabilities



Dappar, Chandigarh

- ❑ **Location:** Chandigarh Ambala Highway
- ❑ **Capacity:**
 - 7.25 Million for Passenger cars, MUV's, 2& 3 Wheelers.
 - 1.75 Million for Commercial Vehicles, Tractors and OTR's.
- ❑ **Area:** 160,000 sq. meters of land with 55,000 sq. meters of built up area.
- ❑ **Manpower:** App. 1800 people.
- ❑ Equipped with Govt. of India approved Research and Development Centre

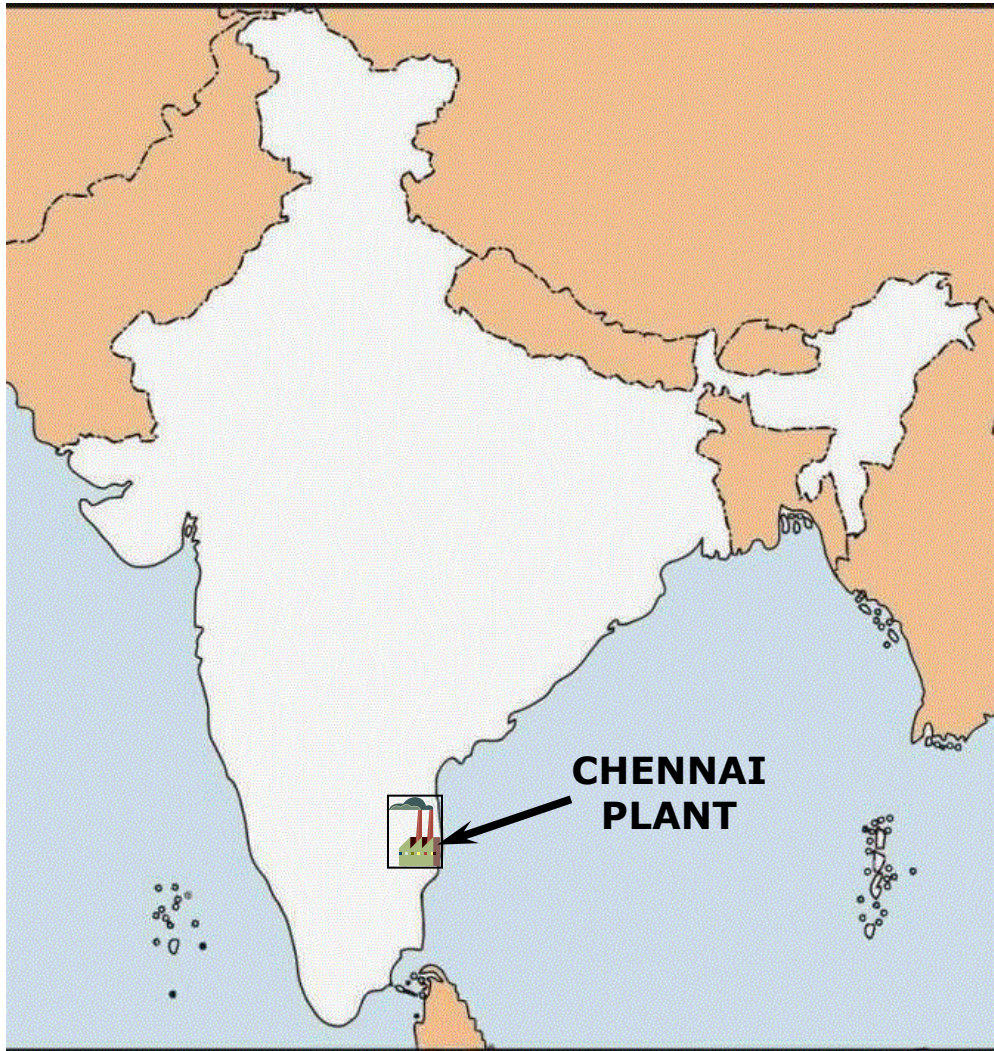
TRACTOR WHEELS

- Diameter - 10"-30"
- Width - 4.5"-15"
- Single Piece: Fixed & Adjustable

2-3 WHEELERS, CAR & MUV'S:

- Diameter - 12" to 20"
- Width - 2.5" to 8"

Manufacturing Locations- Capabilities



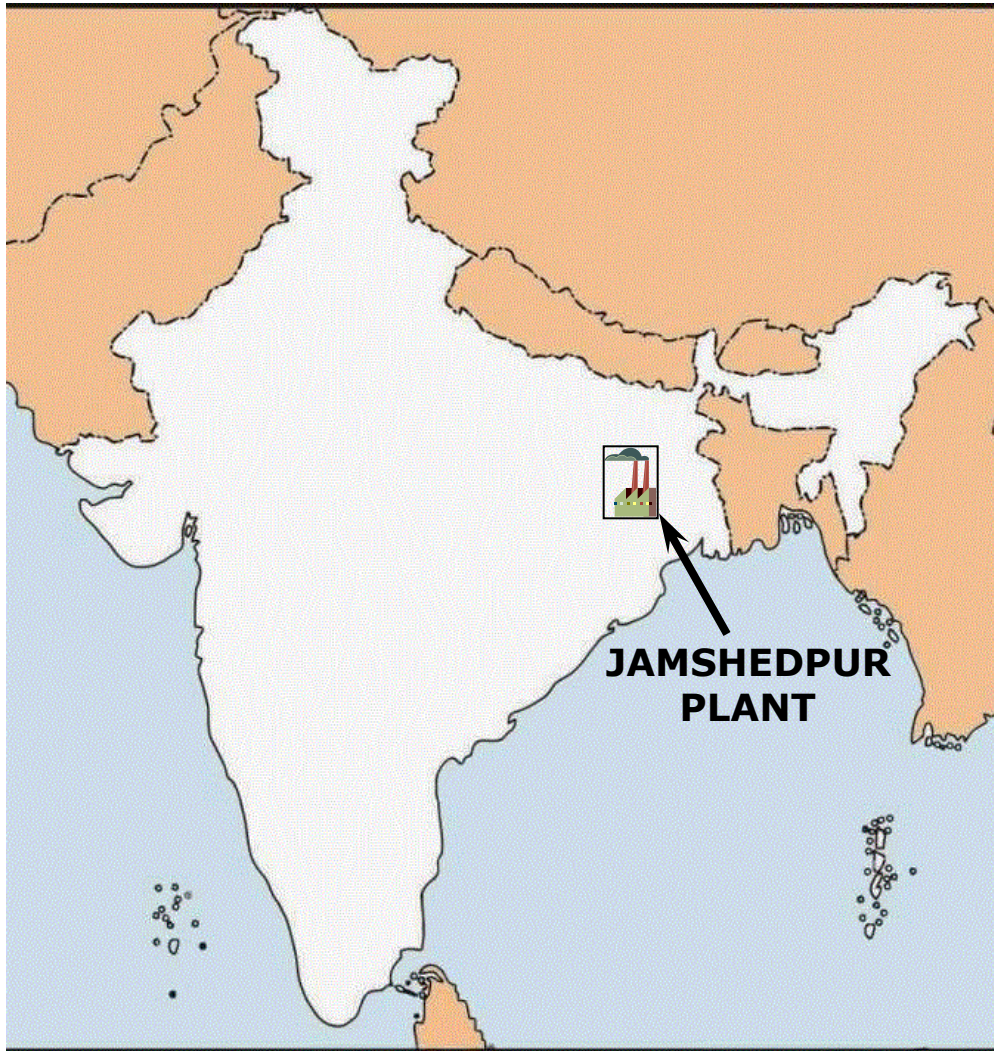
Oragadam , Chennai

- ❑ **Location:** App.35 Kms from Chennai
- ❑ **Capacity:**
 - 6.0 Million for Passenger cars & MUV's.
- ❑ **Manpower:** App. 700 people.

CAR & MUV'S:

- Diameter - 12" to 20"
- Width - 2.5" to 8"
- Maximum Tensile - 600 MPa

Manufacturing Locations- Capabilities



Jamshedpur , Jharkand

- ❑ **Location:** Close proximity to Tata Motors and Tata Steel.
- ❑ **SOP:** July 2010.
- ❑ **Capacity:**
 - 1.6 Million for C.V. Wheels
- ❑ **Manpower :** App. 200 people.

HCV

Multi-Piece: 2/3 Pieces

Width : 5.5"-13"
Dia : 15"-24"

Construction, Mining & Industrial Wheels

Multi-Piece: 3/4/5 Pieces

Width : 5.5"-22"
Dia : 15"-24"

Partners in Success



DAIMLER


Daimler India Commercial Vehicles Pvt. Ltd.



SWARAJ
mazda



Partners in Success



Partners in Success

PSA PEUGEOT CITROËN



SSWL Export Customers Locations



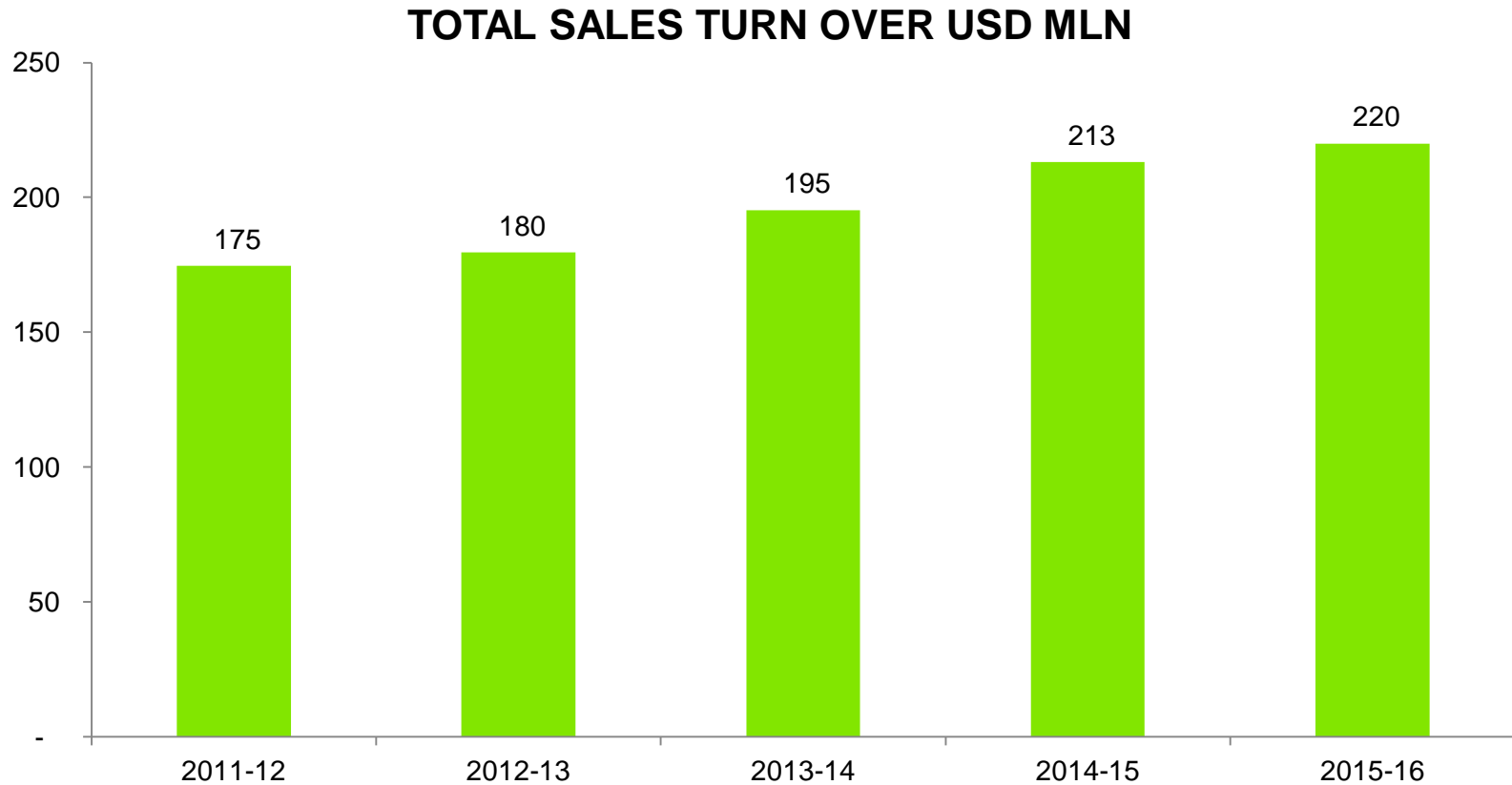
New Domestic Business Allocations (Steel Wheels)

Vehicle Name	SSWL SoB
•Maruti Celerio	100%
•Hondo Mobilio	100%
•Hyundai Xcent	100%
•Tata Zest	50%
•Tata Bolt	50%
•Maruti CIAZ	100%
•M&M U-301	100%
•M&M S101	100%
•Maruti YAD	100%
•Datsun Go Plus	100%
•Renault Lodgy	100%
•Maruti Baleno	100%

SSWL Market share of Current Business in Steel Wheels

Segment	SoB
Passenger Car	50%
Tractor	38%
Commercial Vehicle	40%
OTR (Back Hoe Loader)	70%

Sales Performance Turnover Value

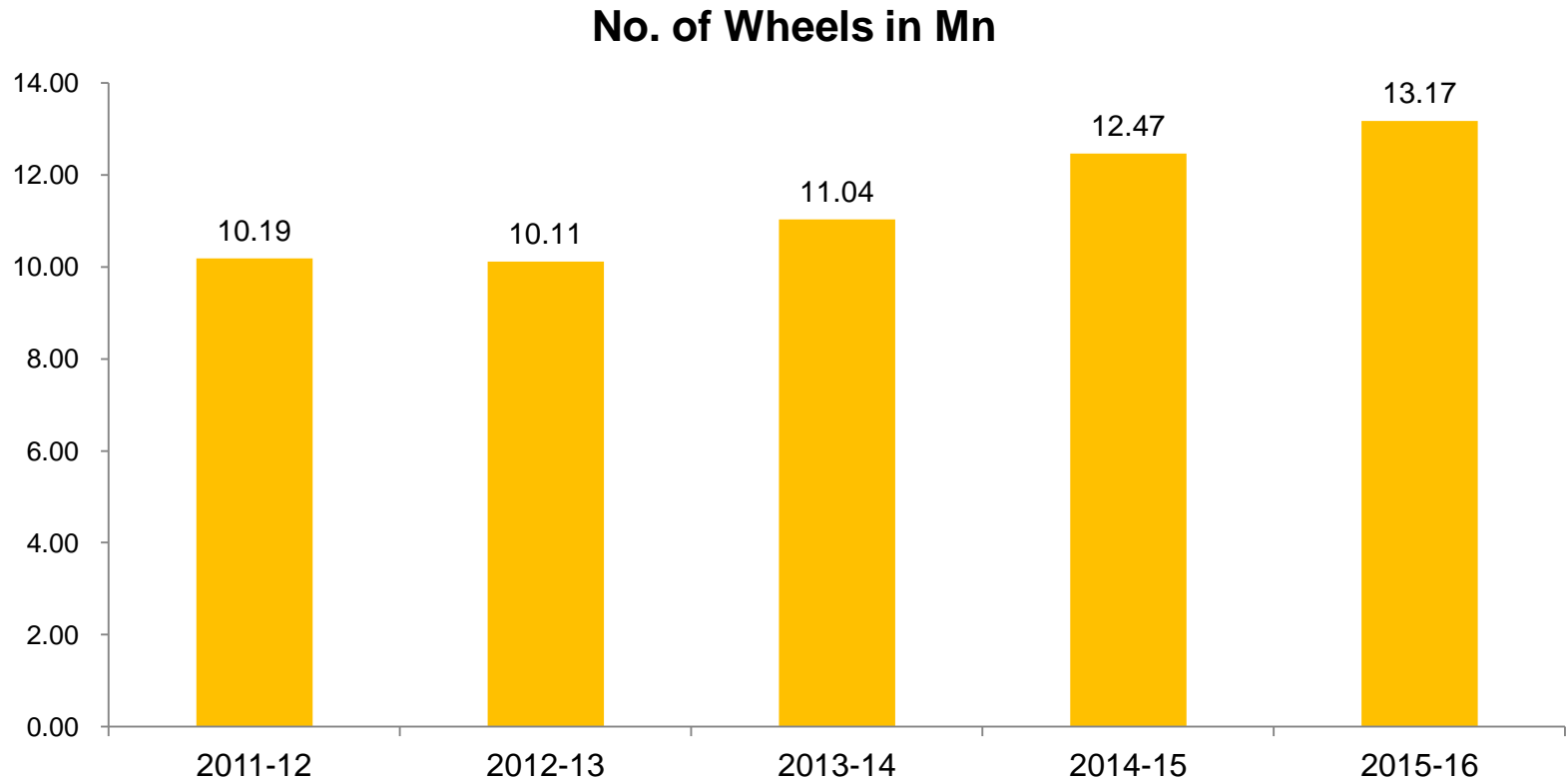


*FY16 is impacted by Steel Reduction passed on to Customer

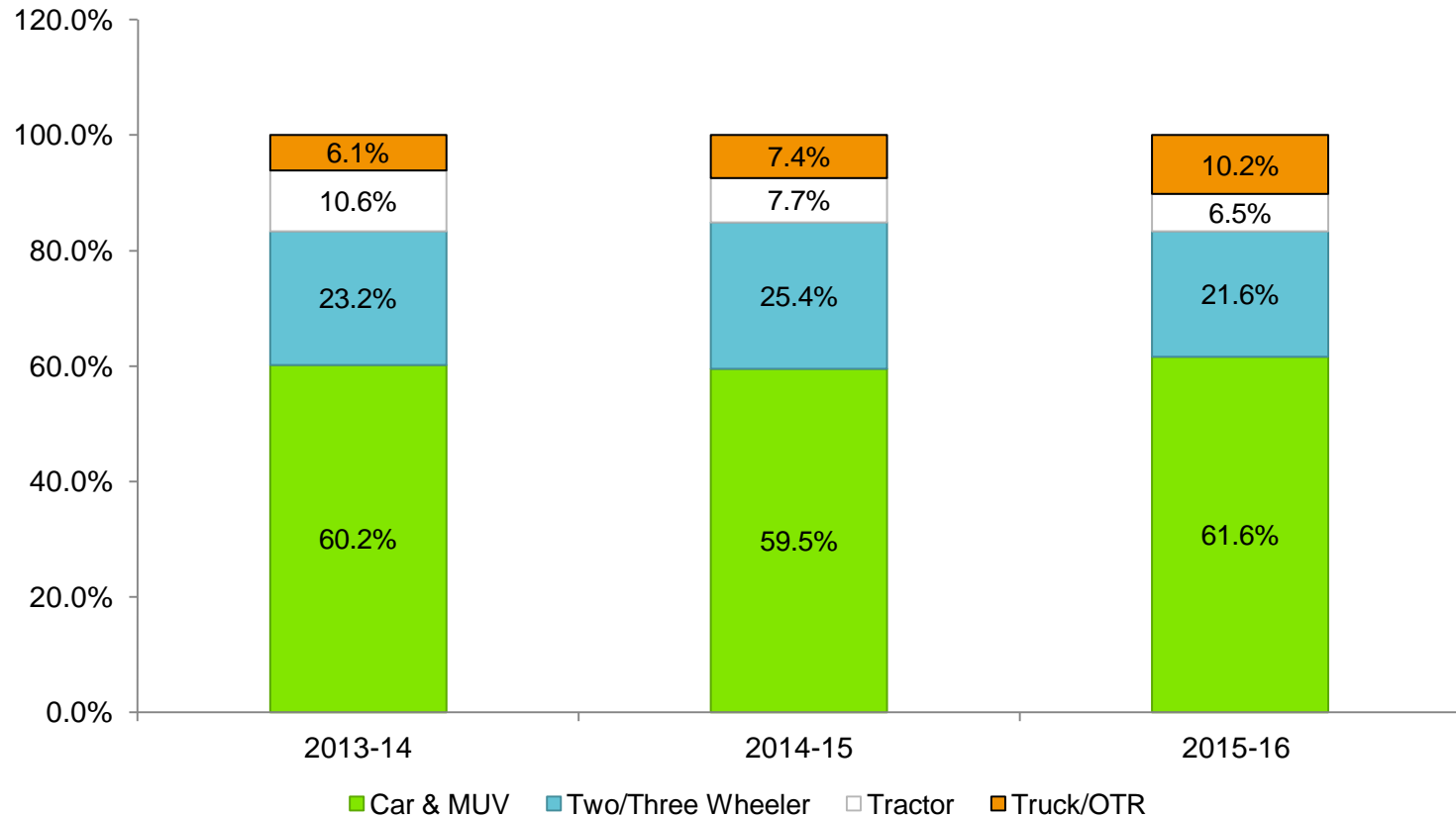
May-16



Sales Performance Turnover Volumes

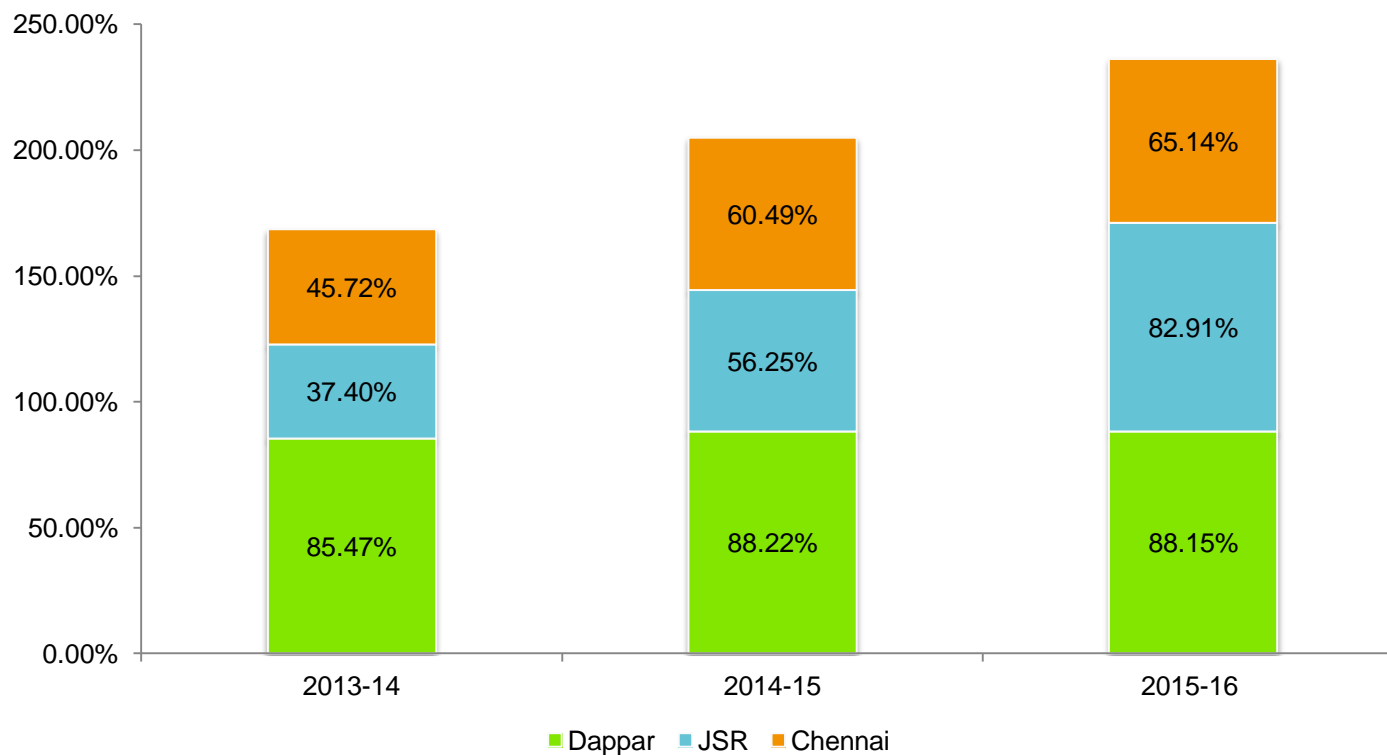


Segment Wise Volume Mix



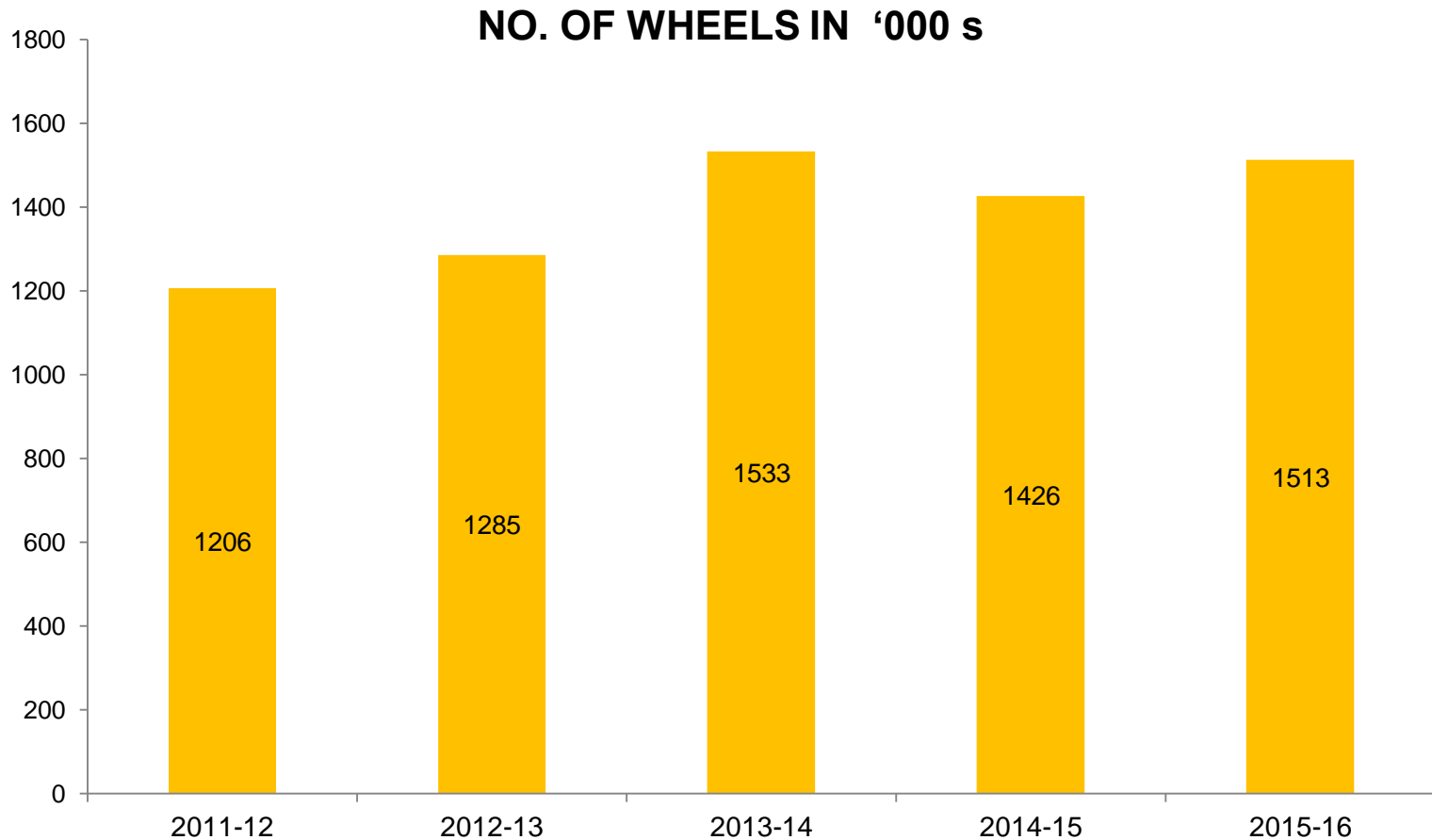
Mix is now tilting towards heavier wheels thus improving realization and margin.

Plant Wise Capacity Utilization



Utilization levels across all the facilities have moved up. The growth is substantial in case of Jamshedpur plant which is specifically for CV wheels.

Exports Turn over Volumes

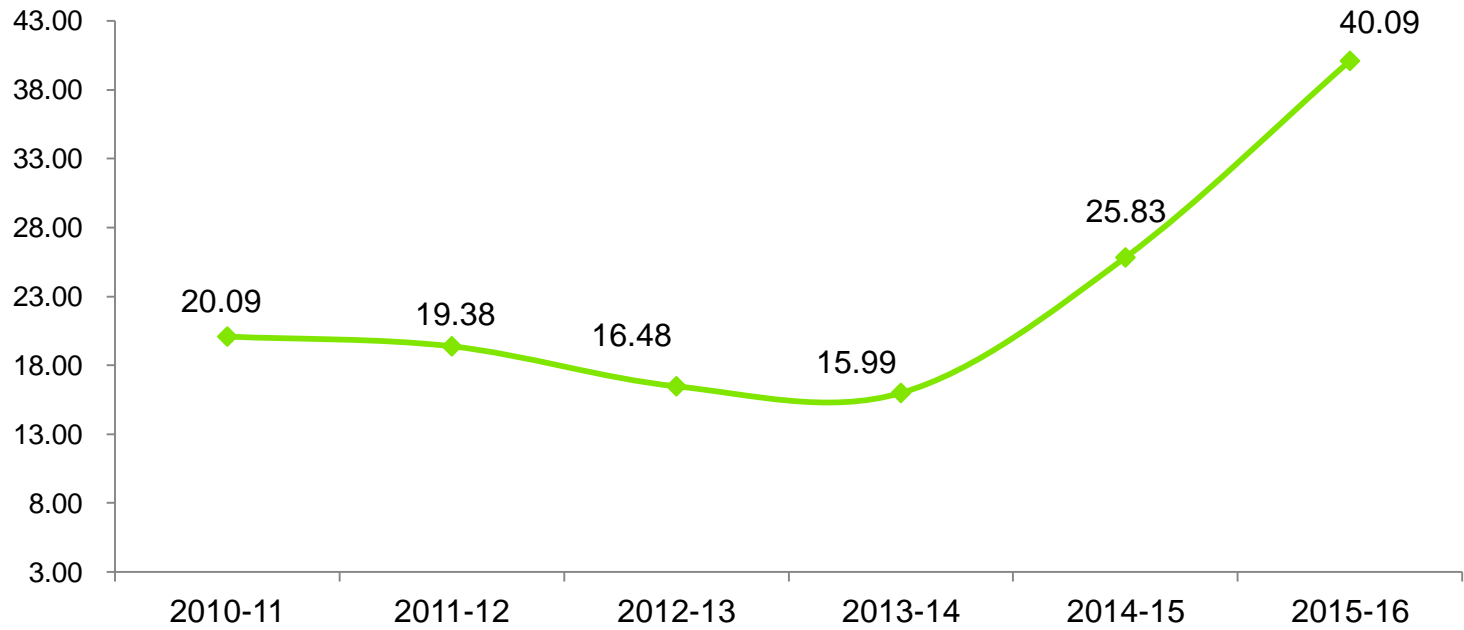


SSWL Performance Q4 and FY16

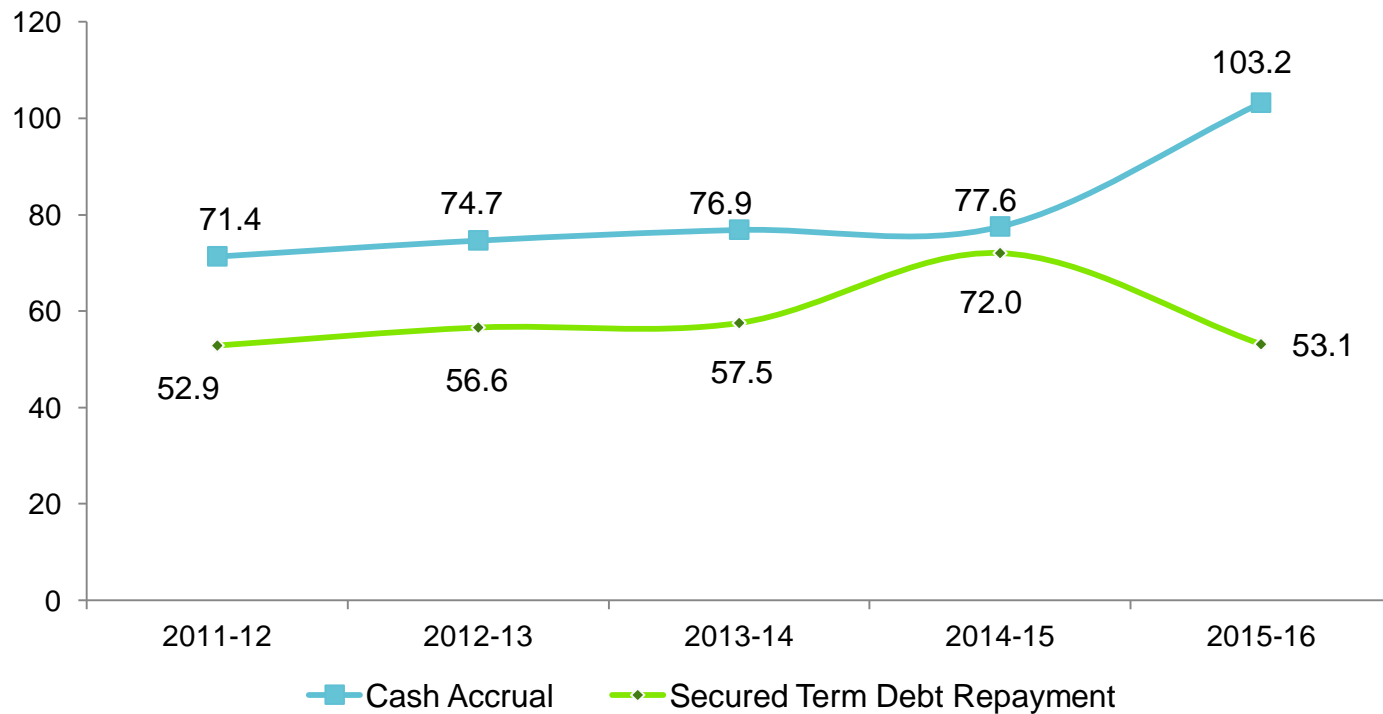
	Q4 2015-16	Q4 2014-15	Growth	Full Year 2015-16	Full Year 2014-15	Growth
Gross Sale	34,419.63	32,675.08	5.34%	131,979.83	127,874.65	3.21%
EBITDA	4,682.48 14.89%	3,649.31 12.25%	28.31%	16,414.61 13.67%	12,817.53 10.92%	28.06%
PBT	2,405.46 7.65%	1,558.23 5.23%	54.37%	7,904.99 6.58%	4,867.24 4.15%	62.41%
PAT	1,848.56 5.88%	1,191.85 4.00%	55.10%	6,118.12 5.10%	3,940.42 3.36%	55.27%
Cash Profit	2,959.42	2,248.52	31.62%	10,324.22	7,755.53	

Sales in 2015-16 is post impact of steel rate reduction passed on to customers..

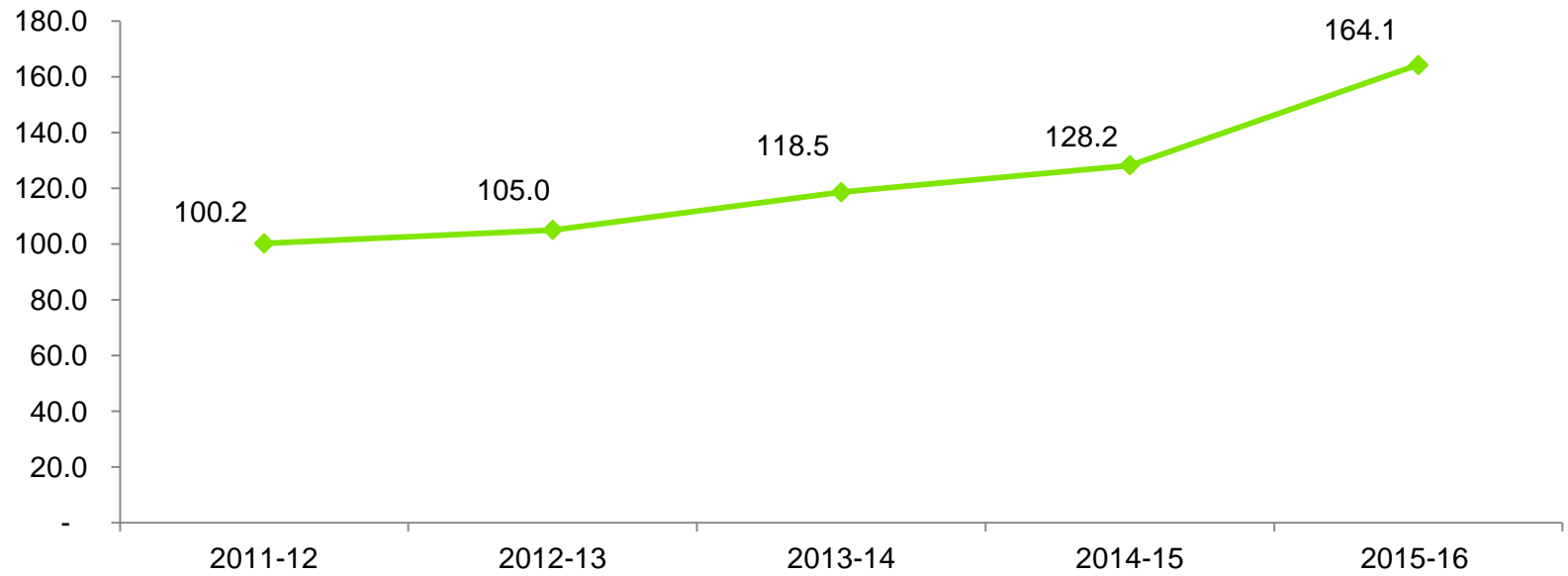
SSWL EPS Trend



Cash Accrual vs Secured Term Debt Repayment (Rs Cr)

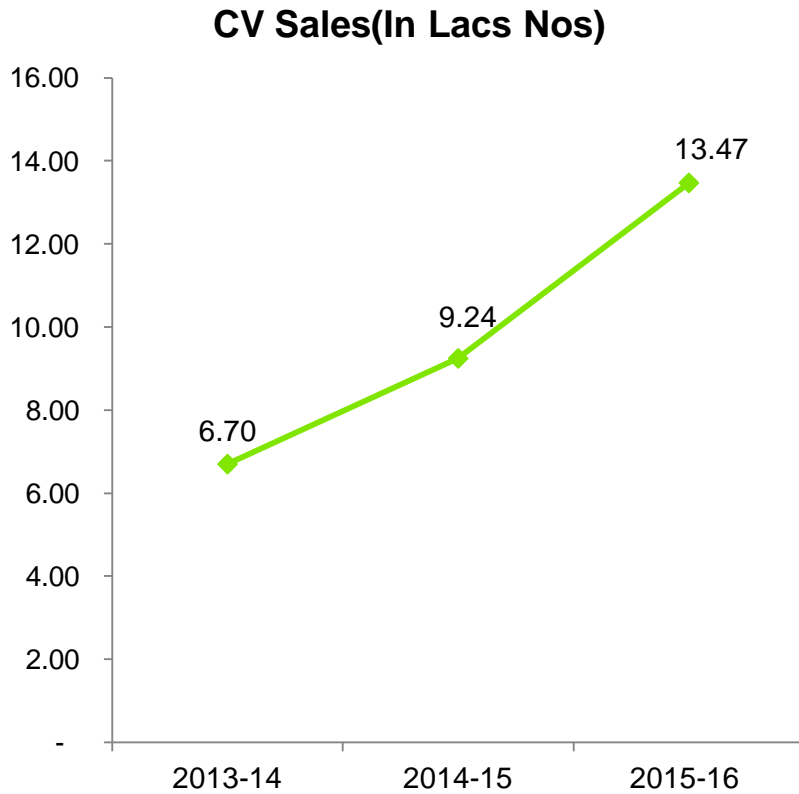


EBITDA Trend (Rs Cr)

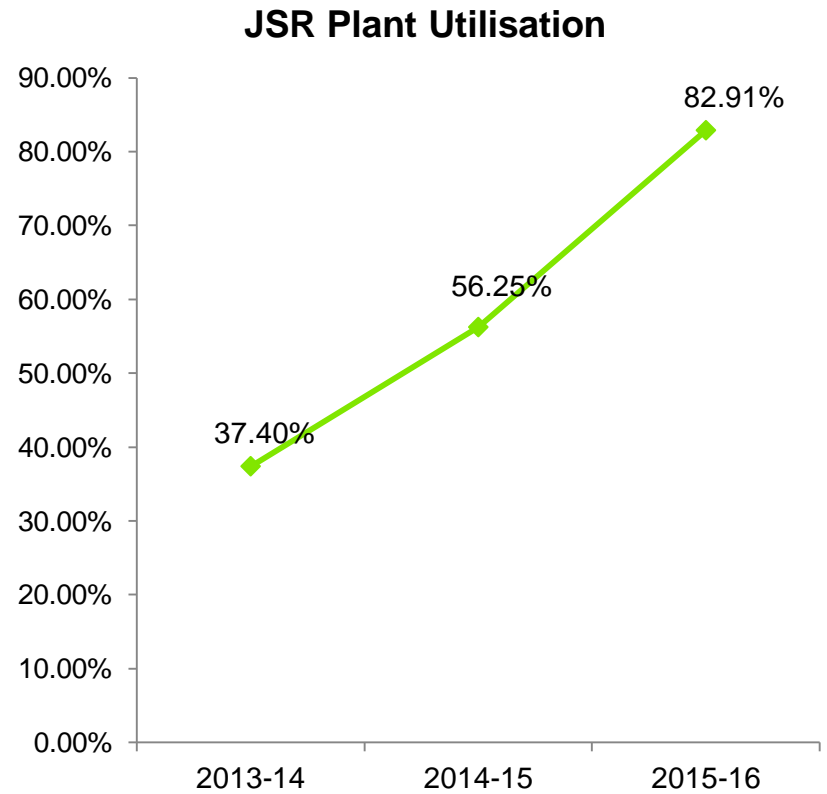


■ Growth Driver

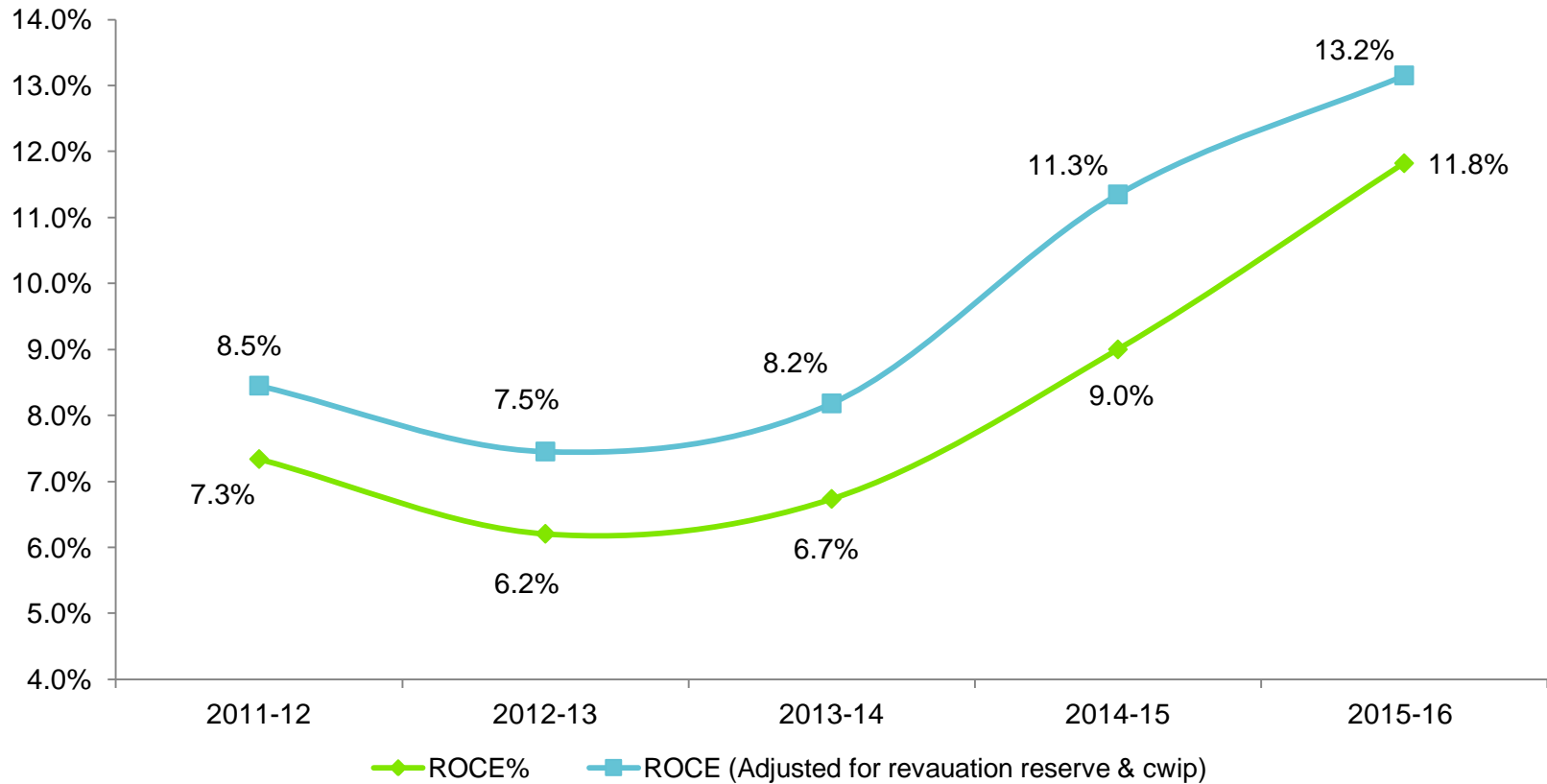
CV Wheel Sale



JSR Capacity Utilisation

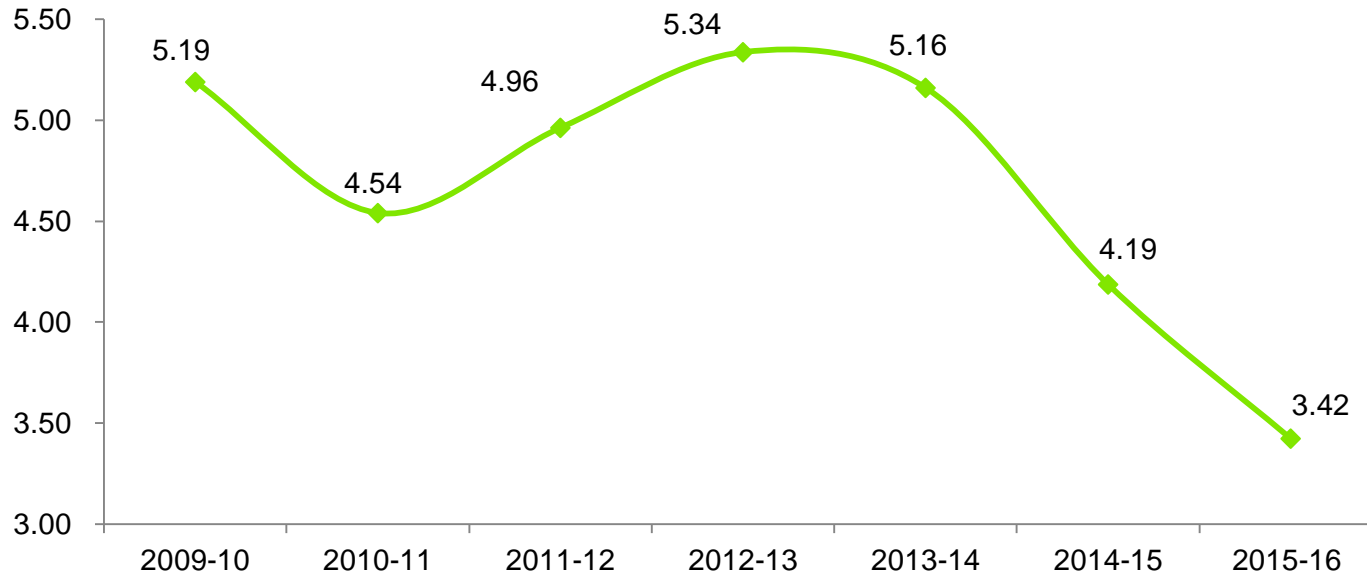


ROCE Trend



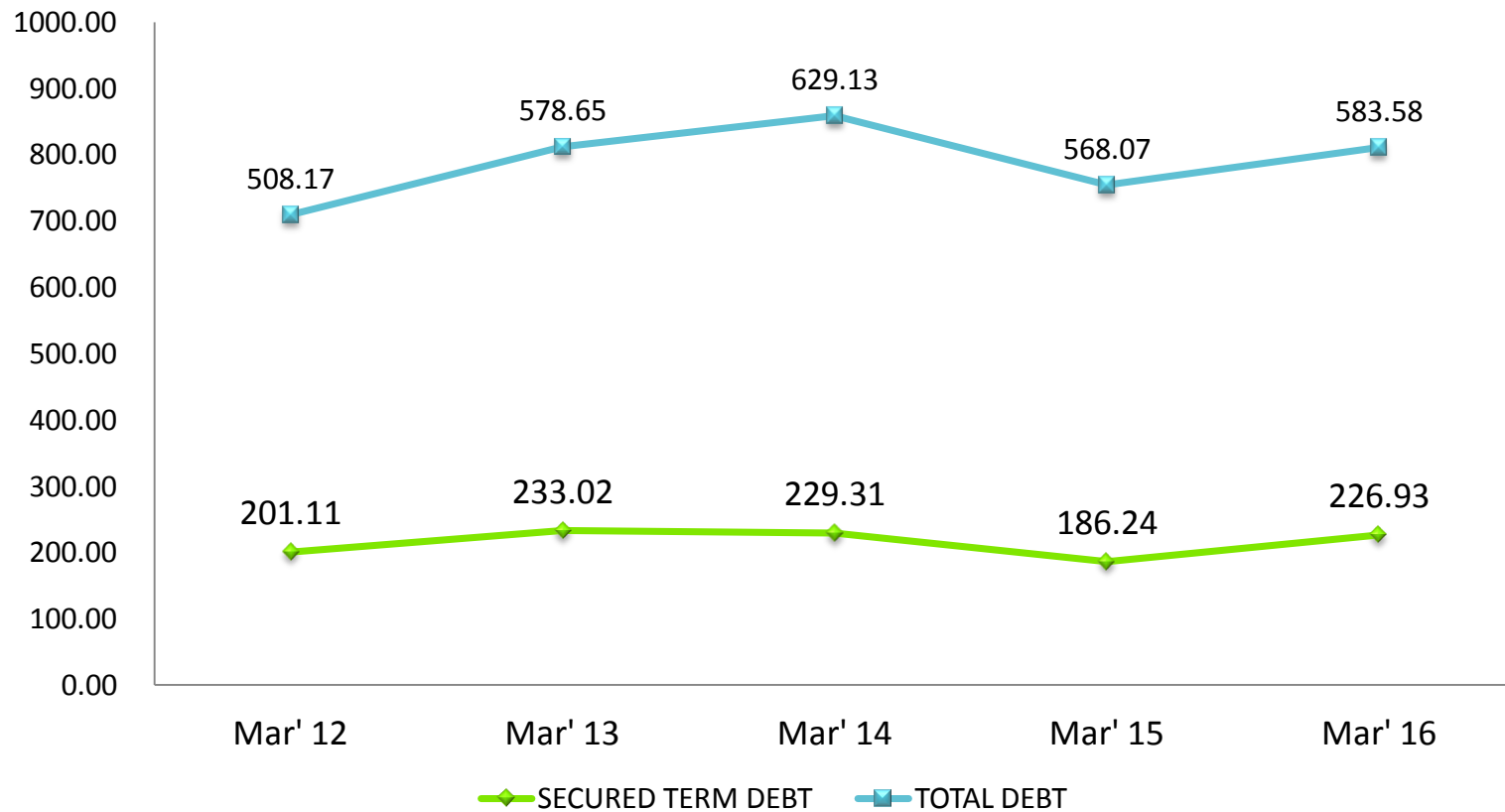
Even with Alloy Wheel project in 2016-17 ROCE is expected to remain in double digit.

Financial Leverage (Consolidated)



With Alloy Wheel in 2016-17, Leverage is expected to be around 4.

Secured and Total debt (Rs Cr)

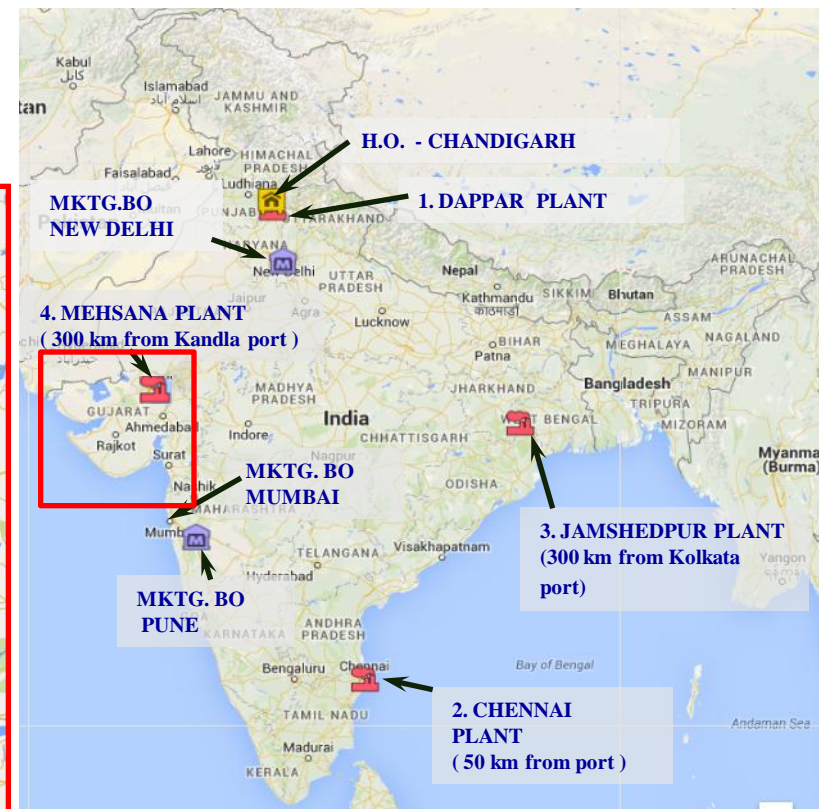
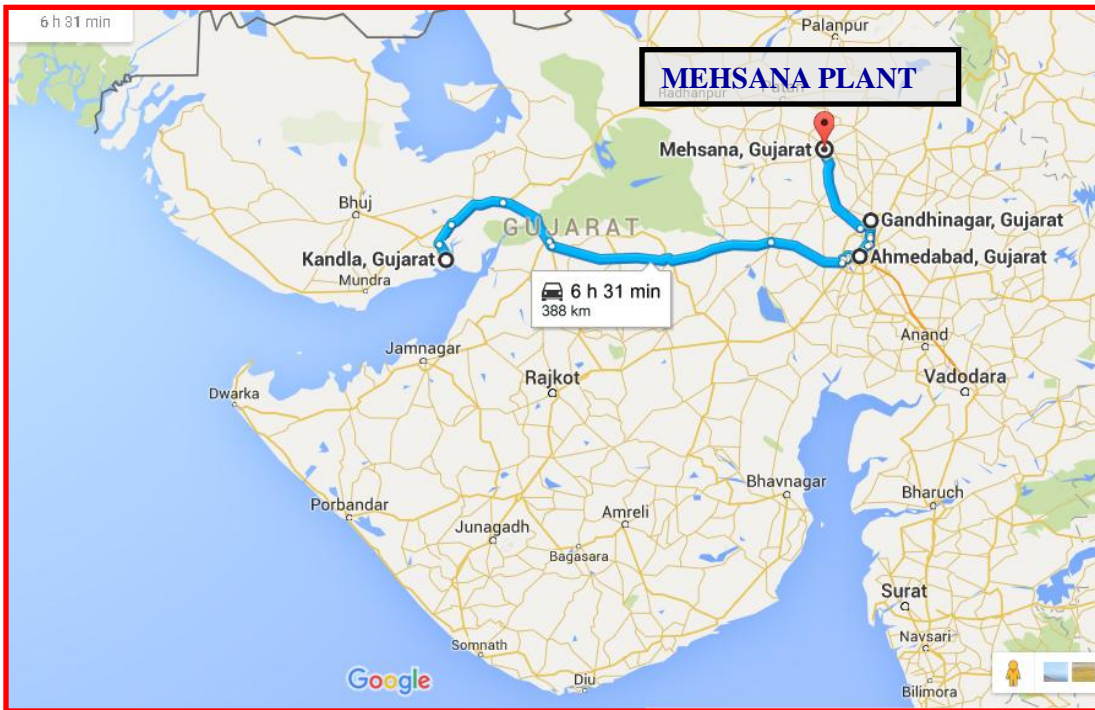


SSWL ALLOY WHEELS PLANT MEHSANA, GUJARAT



**IN TECHNOLOGICAL COLLABORATION
WITH
KALINK, KOREA**

Geographical Location Mehsana, Gujarat



Location	Distance
Ahmedabad Airport	75 Kms
Kandla Sea port	300 Kms
Gandhinagar (Capital of Gujarat)	64 Kms

Customer	Plant capacity (Mln Cars)	Total No. of wheels required (Mln)	No. of Alloy Wheels @ 30% Mix (Mln)	SOP	Distance from SSWL Alloy wheel plant
Suzuki	0.25	1.25	0.38	May 2017	25 Kms
Ford	0.24	1.2	0.36	Functional	70 Kms
Tata	0.25	1.25	0.38	Functional	70 Kms
TOTAL	0.74	3.7	1.12		

Proposed Alloy Wheels Plant: Gujarat

- **Proposed location:** Mehsana, Gujarat
- **Land measuring:** 240,000 Sq Mt.; **Product Size Range:** 14” to 20”
- **Capacity:** Production: 1.5 Mln & Painting: 2.5 Mln; Low Pressure Die Casting with Diamond Cutting
- **Investment:** Approx USD 50 Mln. Kalink will invest USD 2 Mln in SSWL.

Main Location Advantages

- a. Cheap Power & Gas
- b. Industrial friendly State with abundant availability of Skilled labour
- c. OEM's Suzuki/Ford/Tata/Honda in vicinity of less than 70 Kms
- d. Sea Port proximity hence cheaper imported Raw Material and easy access for Exports

Why Alloy Wheels?

Appearance

Alloy wheels have enhanced aesthetic appeal and look much better than Steel wheels

Weight

Lighter in weight compared to Steel wheels leading to better fuel efficiency of the car and helps in adhering to stricter emission norms

Strength

Aluminum mixed with other metals makes alloy wheels stronger than typical steel wheels, and the unprecedented strength of alloy wheels leads to greater control and precision steering

Heat dissipation

Alloy wheels disperse heat better, and this decreases cracking and bending which also translates to more efficient braking

Indian Market context

Infrastructure

India's infrastructure has improved in the recent past & will continue improving substantially in the coming few years with good wide roads being developed across the country.

Demographics: Young country

India has more than 65% below the age of 35. It is expected that, in 2020, the average age of an Indian will be 29 years

Increase in buying power

Young buyers have higher buying power due to higher salaries and tend to prefer high end variant of car models that use Alloy wheels having enhanced aesthetic appeal.

Why SSWL For Alloy Wheels?

Wheel Manufacturing/Selling Experience

SSWL already into manufacturing/selling steel wheel rims across all leading PV Manufacturers. With Alloy wheel, SSWL will be covering the entire portfolio covering Steel/Alloy Wheel under one umbrella.

Established Customer Base

SSWL is already enjoying strong relationship with most of the PV OEM's in India. Alloy wheels will be an additional offering to existing relationship.

Proven track record and well accepted product

SSWL Steel Wheel rims are well accepted by OEM's across the globe and Company has demonstrated impeccable quality history.

Demand/Supply Gap

Currently there is gap between demand and supply, further Customer is struggling to receive the desired quality Alloy Wheel Rims from existing alloy wheel suppliers in India. SSWL has entered into technical tie up with Kalink Korea, who is leading Alloy Wheel Manufacturer and is among top 7 of the World in Alloy Wheel supplies. Export Quality is what Company is eyeing and will include latest technologies like Diamond Cut Alloy Wheels.

Anti Dumping Duty

Government has imposed anti dumping duty on imported alloy wheel rims for 5 years as below:

China: \$2.15/Kg

Korea: \$1.18/Kg

Thailand: \$1.06/Kg.

This anti dumping duty has made import unviable thereby widening the demand supply gap by additional 1Mn wheel rims.

SWOT analysis SSWL

STRENGTH

1. SSWL leading supplier of Steel Wheel rims in India.
2. Diversified customer base, all major OEM's are covered
3. Globally accepted product and excellent reputation with Customers.
4. In house Government approved R&D facility, equipped with latest technology. Similar R&D facility will be replicated in Alloy Wheel Plant.
5. State of Art technology from Kalink Korea (Among top seven suppliers of Alloy Wheel Globally).
6. Facility is well connected by all means of transport.

WEAKNESS

1. Growth dependent of industry. Though Company is mitigating the same with diversified customer base.
2. Alloy wheel is a new product for SSWL and manufacturing process is completely different from steel wheel rims. Company has mitigated the same by entering into technology agreement with Kalink Korea.

OPPORTUNITY

1. Growing demand for Alloy wheels. Shift happening from Steel Wheel Rims to Alloy wheels across all variants of passenger vehicle.
2. Demand Supply Gap which is expected to reach around 2.6mn wheel rims in 2018-19
3. Anti dumping duty on imports of Alloy Wheels (\$2.15/Kg China/ \$1.18/Kg Korea/\$1.06/Kg Thailand)
4. Absence of dependable source of Quality Alloy Wheels maker in India.

THREAT

1. New Entrants will pose a threat, however considering the gap in demand and supply there is sufficient cushion to allow multiple entrant. Further SSWL plant will cater to export quality wheels which will put is miles ahead of competition.
2. Slow down in domestic market. Company is mitigating this threat by eyeing export quality wheels and both domestic/ export market will be captured.

Technological Partner: Kalink

Kalink, Korea

- Part of HIHO Group, Headquartered in Seoul, Korea with its presence in Aluminum Alloy Billet production, Trading of Aluminum for Mining and Smelting
- Group sales of more than USD 1.3 Billion
- Kalink has 2 plants for Aluminum Alloy wheels: Korea (1.6 Mln wheels) and China (2.8 Mln wheels)
- Strong history of supplying Competitive and Quality wheels to OEM's such as VW, Audi, Nissan, Chrysler, Subaru in Europe, USA and China

Customers	Location	Programs	Remarks
Nissan	Japan	Dualis, Murano, Qashqai, Juke	From 2007
	USA	Altima Coupe, X-Terra	From 2007
	UK	Qashqai, Juke	From 2007
	China	Dualis	From 2010
	Spain	X01B	From 2011
Chrysler	USA	Dodge Caliber, Grand Cherokee	From 2004
VW	Germany	Golf, Passat	From 2013
Audi	-	A3	From 2013
Subaru	Japan	Forester	From 2012

Proposed Time plan for SOP

Sr. No.	Activity	Completion month	Status
1.	Land Purchase	May 2015	Completed
2.	Project agreement sign off with Kalink	Sep 2015	Completed
3.	Groundbreaking	Dec 2015	Completed
4.	Building and Utilities completion	Sep 2016	Planned
5.	Equipment Erection	Dec 2016	Planned
6.	Commissioning and Stabilization	Feb 2017	Planned
7.	Plant Audit	Mar 2017	Planned
8.	PPAP Approvals	Jun 2017	Planned
9.	SOP	Oct 2017	Planned

Thank
You

