



# Saldhar Investments and Trading Company Private Limited

NKM International House, 178 Backbay Reclamation, B C Marg, Mumbai 400 020.

Telephone (022) 22838302 / 22838304 Email: [apmaniar@apcotex.com](mailto:apmaniar@apcotex.com)

CIN: U67120MH1979PTC021881 Fax (022) 22838291

Date: 07/09/2016

To,

BSE Limited  
Scrip Code: 523694  
Department of Listing,  
P. J. Towers, Dalal Street,  
Mumbai - 400 001

National Stock Exchange of India  
Limited  
Symbol: APCOTEXIND  
Exchange Plaza, Bandra-Kurla  
Complex, Bandra (East), Mumbai - 400  
051

Dear Sir/Madam,

**Sub.: Disclosure under Regulation 29(2) of SEBI (Substantial Acquisition of Shares and Takeovers) Regulations, 2011**

Pursuant to Amalgamation between Titan Trading and Agencies Limited ("Titan") and Dhumraketu Investments and Trading Company Private Limited ("Dhumraketu") and Trivikram Investments and Trading Company Limited ("Trivikram") and Saldhar Investments and Trading Company Private Limited ("Saldhar") and their respective Shareholders as approved by the Hon'ble High Court of Bombay vide its order dated August 12, 2016 (which became effective on 06<sup>th</sup> September 2016), 72,96,978 shares of Apcotex Industries Limited [which were earlier held by Dhumraketu (33,43,002 shares) and Trivikram (39,53,976 shares)] have been effectively transferred to and vested in Saldhar.

Subsequent to the said order Saldhar Investments and Trading Company Private Limited holds in aggregate 84,30,066 shares (i.e. 40.65%) shares in Apcotex Industries Limited. Please note that there is no change in the overall Promoter holding, including Persons Acting in Concert.

Please find enclosed the information in the prescribed format. You are requested to take the same on record.

For Saldhar Investments and Trading Company Private Limited


Director  
DIN: 00002102

Encl: as above



**Format for disclosures under Regulation 29(2) of SEBI (Substantial Acquisition of Shares and Takeovers) Regulations, 2011**

Name of the Target Company (TC)	Apcotex Industries Limited
Name(s) of the acquirer and Persons Acting in Concert (PAC) with the acquirer	<p>Saldhar Investments and Trading Company Private Limited</p> <ol style="list-style-type: none"> <li>1. Atul Champaklal Choksey (Promoter)</li> <li>2. Parul Atul Choksey (Promoter)</li> <li>3. Abhiraj Atul Choksey HUF(Promoter)</li> <li>4. Devanshi Anant Veer Jalan (Promoter)</li> <li>5. Abhiraj Atul Choksey (Promoter)</li> <li>6. Trivikram Investments And Trading Company Limited (Promoter)</li> <li>7. Dhumraketu Investments And Trading Company Private Limited (Promoter)</li> <li>8. Apco Enterprises Limited (Promoter)</li> <li>9. Rita Ashok Parekh (PAC)</li> <li>10. Amit Champaklal Choksey(PAC)</li> <li>11. Namrata Amit Choksey (PAC)</li> <li>12. Ankita Amit Choksey(PAC)</li> <li>13. Priti Amit Choksey (PAC)</li> <li>14. Amit Champaklal Choksey HUF (PAC)</li> <li>15. Biyash Abhiraj Choksey (PAC)</li> <li>16. Girish Champaklal Choksey (PAC)</li> <li>17. Ankur Girish Choksey (PAC)</li> <li>18. Prashant Girish Choksey (PAC)</li> <li>19. Sunita Girish Choksey (PAC)</li> <li>20. Devaki Ashok Parekh (PAC)</li> <li>21. Janaki Ashok Parekh (PAC)</li> <li>22. Abhiraj Trading And Investment Pvt Ltd (PAC)</li> <li>23. Bhuvantray Investments And Trading Company Private Limited (PAC)</li> <li>24. Aquamarine Trading &amp; Investments Private Limited(PAC)</li> <li>25. Gauriputra Investments And Trading Company Private Limited (PAC)</li> <li>26. Hmp Minerals Private Limited (PAC)</li> <li>27. Forest Hills Trading And Investment P Ltd (PAC)</li> <li>28. Haridwar Trading And Investments Pvt Ltd (PAC)</li> <li>29. Choksey Chemicals Private Ltd (PAC)</li> </ol>
Whether the acquirer belongs to Promoter/Promoter group	Yes





<p>After the acquisition/sale, holding of:</p> <p>a) Shares carrying voting rights  b) Shares encumbered with the acquirer  c) VRs otherwise than by shares  d) Warrants/convertible securities/any other instrument that entitles the acquirer to receive shares carrying voting rights in the TC (specify holding in each category) after acquisition  e) Total (a+b+c+d)</p>	<p>As per Annexure III</p>
<p>Mode of acquisition / sale (e.g. open market / off-market / public issue / rights issue / preferential allotment / inter-se transfer etc).</p>	<p>Pursuant to a Scheme of Amalgamation between Titan Trading and Agencies Limited ("Titan") and Dhumraketu Investments and Trading Company Private Limited ("Dhumraketu") and Trivikram Investments and Trading Company Limited ("Trivikram") and Saldhar Investments and Trading Company Private Limited ("Saldhar"), as approved by the Hon'ble High Court of Judicature at Bombay vide their order dated 12<sup>th</sup> August 2016 (which became effective on 06<sup>th</sup> September 2016), 72,96,978 shares of Apcotex Industries Limited (which were earlier held by Trivikram and Dhumraketu) have been effectively transferred to and vested in Saldhar</p>
<p>Date of acquisition / sale of shares / VR or date of receipt of intimation of allotment of shares, whichever is applicable</p>	<p>06<sup>th</sup> September 2016, being the effective date of scheme of amalgamation</p>
<p>Equity share capital / total voting capital of the TC before the said acquisition / sale</p>	<p>Rs. 10,40,80,175 (including 3,90,255 towards 78,051 shares forfeited at Rs. 5/- each)</p>
<p>Equity share capital/ total voting capital of the TC after the said acquisition / sale</p>	<p>Rs. 10,40,80,175 (including 3,90,255 towards 78,051 shares forfeited at Rs. 5/- each)</p>
<p>Total diluted share/voting capital of the TC after the said acquisition</p>	<p>Rs. 10,40,80,175 (including 3,90,255 towards 78,051 shares forfeited at Rs. 5/- each)</p>



(\*) Total share capital/ voting capital to be taken as per the latest filing done by the company to the Stock Exchange under 31(1)(b) of the SEBI (Listing Obligations and Disclosure Requirements) Regulations, 2015.

(\*\*) Diluted share/voting capital means the total number of shares in the TC assuming full conversion of the outstanding convertible securities/warrants into equity shares of the TC.

(\*\*\*) Pursuant to a Scheme of Amalgamation between Titan Trading and Agencies Limited (“Titan”) and Dhumraketu Investments and Trading Company Private Limited (“Dhumraketu”) and Trivikram Investments and Trading Company Limited (“Trivikram”) and Saldhar Investments and Trading Company Private Limited (“Saldhar”), as approved by the Hon’ble High Court of Judicature at Bombay vide their order dated 12<sup>th</sup> August 2016 (which became effective on 06<sup>th</sup> September 2016), 72,96,978 shares of Apcotex Industries Limited (which were earlier held by Trivikram and Dhumraketu) have been effectively transferred to and vested in Saldhar as Trivikram and Dhumraketu have ceased to exist and are effectively succeeded by Saldhar.

For Saldhar Investments and Trading Company Private Limited



AtulChoksey  
Director  
DIN:00002102


Place: Mumbai  
Date: 07<sup>th</sup> September 2016

**Annexure to disclosure under Regulation 29(2) of the SEBI (Substantial Acquisition of Shares and Takeover Regulations, 2011**

**Annexure I**

Details of shareholding of promoters/promoter group and person acting in concert before acquisition


SI No	Name of the Shareholder	Shareholding Before Acquisition/Disposal		
		Number of Shares	% w.r.t. total share/voting capital wherever applicable (*)	% w.r.t. total diluted share/voting capital of TC (**)
1	Trivikram Investments And Trading Company Limited	39,53,976	19.07	19.07
2	Dhumraketu Investments And Trading Company Private Limited	33,43,002	16.12	16.12
3	Saldhar Investments and Trading Company Pvt Ltd	1,133,088	5.46	5.46
4	AtulChampaklalChoksey	12,97,698	6.26	6.26
5	ParulAtulChoksey	5,41,540	2.61	2.61
6	AbhirajAtulChoksey HUF	3,89,081	1.88	1.88
7	DevanshiAnant Veer Jalan	1,85,353	0.89	0.89
8	AbhirajAtulChoksey	1,69,888	0.82	0.82
9	Rita Ashok Parekh	1,06,380	0.51	0.51
10	Amit ChampaklalChoksey	68,910	0.33	0.33
11	Namrata Amit Choksey	57,076	0.28	0.28
12	Ankita Amit Choksey	54,088	0.26	0.26
13	Priti Amit Choksey	47,134	0.23	0.23
14	Amit ChampaklalChoksey HUF	41,140	0.2	0.2
15	BiyashAbhirajChoksey	36,000	0.17	0.17
16	Girish ChampaklalChoksey	17,800	0.09	0.09
17	Ankur Girish Choksey	13,600	0.07	0.07
18	Prashant Girish Choksey		0.06	0.06



		13,200		
19	Sunita Girish Choksey			
		9,200	0.04	0.04
20	Devaki Ashok Parekh			
		6,400	0.03	0.03
21	Janaki Ashok Parekh			
		4,800	0.02	0.02
22	Abhiraj Trading And Investment Pvt Ltd			
		1,16,468	0.56	0.56
23	Apco Enterprises Limited			
		1,12,352	0.54	0.54
24	Bhuvantray Investments And Trading Company Private Limited			
		99,784	0.48	0.48
25	Aquamarine Trading & Investments Private Limited			
		98,800	0.48	0.48
26	Gauriputra Investments And Trading Company Private Limited			
		52,400	0.25	0.25
27	Hmp Minerals Private Limited			
		19,324	0.09	0.09
28	Forest Hills Trading And Investment P Ltd			
		8,600	0.04	0.04
29	Haridwar Trading And Investments Pvt Ltd			
		8,600	0.04	0.04
30	Choksey Chemicals Private Ltd			
		276	0.00	0.00

(\*) Total share capital/ voting capital to be taken as per the latest filing done by the company to the Stock Exchange under 31(1)(b) of the SEBI (Listing Obligations and Disclosure Requirements) Regulations, 2015.

(\*\*) Diluted share/voting capital means the total number of shares in the TC assuming full conversion of the outstanding convertible securities/warrants into equity shares of the TC.



**Annexure II**

Details of acquisition by shareholding of promoters/promoter group and person acting in concert

SI No	Name of the Shareholder	Shareholding Before Acquisition/Disposal		
		Number of Shares	% w.r.t. total share/voting capital wherever applicable (*)	% w.r.t. total diluted share/voting capital of TC (**)
1	Trivikram Investments And Trading Company Limited	(39,53,976)	(19.07)	(19.07)
2	Dhumraketu Investments And Trading Company Private Limited	(33,43,002)	(16.12)	(16.12)
3	Saldhar Investments and Trading Company Pvt Ltd	72,96,978	35.19	35.19
4	AtulChampaklalChoksey	-	-	-
5	ParulAtulChoksey	-	-	-
6	AbhirajAtulChoksey HUF	-	-	-
7	DevanshiAnant Veer Jalan	-	-	-
8	AbhirajAtulChoksey	-	-	-
9	Rita Ashok Parekh	-	-	-
10	Amit ChampaklalChoksey	-	-	-
11	Namrata Amit Choksey	-	-	-
12	Ankita Amit Choksey	-	-	-
13	Priti Amit Choksey	-	-	-
14	Amit ChampaklalChoksey HUF	-	-	-
15	BiyashAbhirajChoksey	-	-	-
16	Girish ChampaklalChoksey	-	-	-
17	Ankur Girish Choksey	-	-	-
18	Prashant Girish Choksey	-	-	-
19	Sunita Girish Choksey	-	-	-
20	Devaki Ashok Parekh	-	-	-
21	Janaki Ashok Parekh	-	-	-
22	Abhiraj Trading And Investment Pvt Ltd	-	-	-
23	Apco Enterprises Limited	-	-	-
24	Bhuvantray Investments And Trading Company Private Limited	-	-	-





25	Aquamarine Trading & Investments Private Limited	-	-	-
26	Gauriputra Investments And Trading Company Private Limited	-	-	-
27	Hmp Minerals Private Limited	-	-	-
28	Forest Hills Trading And Investment P Ltd	-	-	-
29	Haridwar Trading And Investments Pvt Ltd	-	-	-
30	Choksey Chemicals Private Ltd	-	-	-

(\*) Total share capital/ voting capital to be taken as per the latest filing done by the company to the Stock Exchange under 31(1)(b) of the SEBI (Listing Obligations and Disclosure Requirements) Regulations, 2015.

(\*\*) Diluted share/voting capital means the total number of shares in the TC assuming full conversion of the outstanding convertible securities/warrants into equity shares of the TC.



**Annexure III**

Details of shareholding of promoters/promoter group and person acting in concert after acquisition

SI No	Name of the Shareholder	Shareholding Before Acquisition/Disposal		
		Number of Shares	% w.r.t. total share/voting capital wherever applicable (*)	% w.r.t. total diluted share/voting capital of TC (**)
1	Saldhar Investments and Trading Company Pvt Ltd	84,30,066	40.65	40.65
2	AtulChampaklalChoksey	12,97,698	6.26	6.26
3	ParulAtulChoksey	5,41,540	2.61	2.61
4	AbhirajAtulChoksey HUF	3,89,081	1.88	1.88
5	DevanshiAnant Veer Jalan	1,85,353	0.89	0.89
6	AbhirajAtulChoksey	1,69,888	0.82	0.82
7	Rita Ashok Parekh	1,06,380	0.51	0.51
8	Amit ChampaklalChoksey	68,910	0.33	0.33
9	Namrata Amit Choksey	57,076	0.28	0.28
10	Ankita Amit Choksey	54,088	0.26	0.26
11	Priti Amit Choksey	47,134	0.23	0.23
12	Amit ChampaklalChoksey HUF	41,140	0.2	0.2
13	BiyashAbhirajChoksey	36,000	0.17	0.17
14	Girish ChampaklalChoksey	17,800	0.09	0.09
15	Ankur Girish Choksey	13,600	0.07	0.07
16	Prashant Girish Choksey	13,200	0.06	0.06
17	Sunita Girish Choksey	9,200	0.04	0.04
18	Devaki Ashok Parekh	6,400	0.03	0.03
19	Janaki Ashok Parekh	4,800	0.02	0.02

20	Abhiraj Trading And Investment Pvt Ltd			
21	Apco Enterprises Limited	1,16,468	0.56	0.56
22	Bhuvantray Investments And Trading Company Private Limited	1,12,352	0.54	0.54
23	Aquamarine Trading & Investments Private Limited	99,784	0.48	0.48
24	Gauriputra Investments And Trading Company Private Limited	98,800	0.48	0.48
25	Hmp Minerals Private Limited	52,400	0.25	0.25
26	Forest Hills Trading And Investment P Ltd	19,324	0.09	0.09
27	Haridwar Trading And Investments Pvt Ltd	8,600	0.04	0.04
28	Choksey Chemicals Private Ltd	8,600	0.04	0.04
		276	0.00	0.00

(\* Total share capital/ voting capital to be taken as per the latest filing done by the company to the Stock Exchange under 31(1)(b) of the SEBI (Listing Obligations and Disclosure Requirements) Regulations, 2015.

(\*\*) Diluted share/voting capital means the total number of shares in the TC assuming full conversion of the outstanding convertible securities/warrants into equity shares of the TC.

