

October 4, 2017

BSE Limited
Phiroze Jeejeebhoy Towers
Dalal Street
Mumbai – 400 001

National Stock Exchange of India Limited
Exchange Plaza
Plot no. C/1, G Block
Bandra-Kurla Complex
Bandra (E)
Mumbai - 400 051

Dear Sirs,

Sub : Submission of Annual Report of GMR Infrastructure Limited for the Financial Year 2016-17

Ref : Regulation 34 (1) of SEBI (Listing Obligations and Disclosure Requirements) Regulations, 2015

With reference to the captioned subject, please find enclosed herewith the copy of Annual Report of GMR Infrastructure Limited for the Financial Year 2016-17 for your record.

Further to inform that the same is also available on Company's website www.gmrgroup.in

This is for your information and record.

for **GMR Infrastructure Limited**



A. S. Cherukupalli
Company Secretary & Compliance Officer

Encl: As above



TAKING PRIDE IN **NATION BUILDING**



**GMR INFRASTRUCTURE
LIMITED**

21st Annual Report 2016-17



◀ CAUTION REGARDING FORWARD-LOOKING STATEMENTS ▶

This document contains statements about expected future events, financial and operating results of GMR Infrastructure Limited, which are forward-looking. By their nature, forward-looking statements require the Company to make assumptions and are subject to inherent risks and uncertainties. There is significant risk that the assumptions, predictions and other forward-looking statements will not prove to be accurate. Readers are cautioned not to place undue reliance on forward-looking statements as a number of factors could cause assumptions, actual future results and events to differ materially from those expressed in the forward-looking statements. Accordingly, this document is subject to the disclaimer which is qualified in its entirety by the assumptions, and risk factors that are referred in the management's discussion and analysis of the GMR Infrastructure Limited Annual Report 2016-17.

◀ INSIDE THE REPORT ▶

▶ General Information	01
▶ Corporate Philosophy	02
▶ Chairman's message to the Shareholders	03
▶ Financial Highlights	08
▶ Board's Report	09
▶ Corporate Governance Report	65
▶ Management Discussion and Analysis	77
▶ Business Responsibility Report	90
▶ Consolidated Financial Statements	103
▶ Standalone Financial Statements	249
▶ Notice	350
▶ Taking Pride in Nation Building	Inside back cover page

GENERAL INFORMATION

BOARD OF DIRECTORS

G.M. Rao

Executive Chairman

Grandhi Kiran Kumar

Managing Director

Srinivas Bommidala

Group Director

G.B.S. Raju

Group Director

B.V.N. Rao

Group Director

C.R. Muralidharan

Independent Director

N.C. Sarabeswaran

Independent Director

R.S.S.L.N. Bhaskarudu

Independent Director

S. Sandilya

Independent Director

S. Rajagopal

Independent Director

Vissa Siva Kameswari

Independent Director

COMPANY SECRETARY & COMPLIANCE OFFICER

Adi Seshavataram Cherukupalli

AUDIT COMMITTEE

N.C. Sarabeswaran	- Chairman
R.S.S.L.N. Bhaskarudu	- Member
S. Rajagopal	- Member
Vissa Siva Kameswari	- Member

STAKEHOLDERS' RELATIONSHIP COMMITTEE

R.S.S.L.N. Bhaskarudu	- Chairman
B.V.N. Rao	- Member
G.B.S. Raju	- Member

NOMINATION AND REMUNERATION COMMITTEE

R.S.S.L.N. Bhaskarudu	- Chairman
B.V.N. Rao	- Member
N.C. Sarabeswaran	- Member

CORPORATE SOCIAL RESPONSIBILITY COMMITTEE

R.S.S.L.N. Bhaskarudu	- Chairman
B.V.N. Rao	- Member
G.B.S. Raju	- Member

STATUTORY AUDITORS

M/s. S.R. Batliboi & Associates LLP,
Chartered Accountants

BANKERS

Axis Bank Limited
Central Bank of India
ICICI Bank Limited
IDBI Bank Limited
United Bank of India
YES Bank Limited

REGISTERED OFFICE:

Naman Centre, 7th Floor, Opp. Dena Bank
Plot No. C-31, G Block, Bandra Kurla Complex
Bandra (East), Mumbai
Maharashtra, India - 400 051
T +91 22 4202 8000 F +91 22 4202 8004
www.gmrgroup.in

REGISTRAR AND SHARE TRANSFER AGENT:

Karvy Computershare Private Limited
Karvy Selenium Tower B, Plot 31-32, Gachibowli
Financial District, Nanakramguda
Hyderabad, Telangana, India - 500 032
T +91 40 67161500 F +91 40 23001153
einward.ris@karvy.com

◀ OUR VISION ▶

“GMR Group will be an institution in perpetuity that will build entrepreneurial organizations making a difference to society through creation of value.”

◀ VALUES & BELIEFS ▶

Our commitment to building an institution for perpetuity is grounded on the following values and beliefs



Humility

We value intellectual modesty and dislike false pride and arrogance



Entrepreneurship

We seek opportunities - they are everywhere



Teamwork and relationships

Going beyond the individual, encouraging boundaryless behaviour



Deliver the promise

We value a deep sense of responsibility and self discipline, to meet and surpass commitments made



Learning & Inner Excellence

Nurturing active curiosity - to question, share and improve



Social responsibility

Anticipating and meeting relevant and emerging needs of society



Respect for individual

We will treat others with dignity, sensitivity and honour

 **CHAIRMAN'S MESSAGE** 

“ A key focus area for the Group has been Excellence in all that we do. As part of the Mission of Nation Building we have taken on ourselves, we try and ensure that we keep a strong focus on excellence, not only in the construction of high quality assets but also in their continuing operations. We have achieved significant recognition for operating excellence across our areas of operation. As part of this quest for excellence, we also have a strong focus on sustainability and the environment. ”

GM Rao

Executive Chairman, GMR Group

Dear Fellow Stakeholder,

It gives me great pleasure to welcome you all to the 21st Annual General Meeting of the Company.

This past year has been an important one from the perspective of our journey of “Building an Institution in perpetuity”, and we have emerged stronger at the end of it. It is my belief that we have made a significant progress in resolution of many challenges, and in particular our continued focus on debt reduction. We have during this period, worked very closely and with full sincerity with all stakeholders including our lenders and investors to work out resolutions which are balanced and acceptable to all.

While the global economy is improving, with global GDP growth projected to pick up from 3.1% in 2016 to around 3.5% in Financial Year (FY) 2017-18, it remains susceptible to geo-political and other macroeconomic risks. Potential rise in protectionism may also be a cause for concern and could impact the global economy. We believe Central Bank actions in major economies may impact global financial markets, currency flows, currency strength and interest rates.

Meanwhile, India is expected to become the world's fifth largest economy in 2017, surpassing UK and France. The Indian economy has the potential to become the world's third largest economy by the next decade, and one of the two largest economies by mid-century. The International Monetary Fund has described the Indian economy as the “bright spot” in the global landscape. As such, the Indian economy has been doing relatively well compared to others notwithstanding several short term events that increased uncertainty in the business environment. The Government has taken a number of structural reforms which are expected to have long term sustainable impact on the economy, including demonetization and the move towards a digital economy, the introduction of the Insolvency and Bankruptcy Code and the implementation of GST. The focus on fiscal discipline and the concerted attempt to reduce subsidies through a gradual reduction and better targeting through bank transfers are also likely

to have a sustainable impact on the economy. However, while RBI has brought down interest rates significantly in line with inflation, the transmission of the same has not been effected and industry continues to struggle with the high cost of debt relative to international peers.

A key challenge facing the economy is the delay in pick-up of private investment, along with the stressed asset situation. The RBI has brought strong focus and momentum on the resolution of these issues in the past year, but the process may still take time. While the Government has attempted to step in with public spending on infrastructure, in particular Highways and Railways, to fill this gap, it will still need to facilitate private sector investment for the economy to achieve its true potential.

Global sovereign and pension funds are also keenly tracking the Indian market, and a number of investments have been announced in the past few years. Given the long term nature of these investments, this funding is particularly of interest to Infrastructure players. However, the appetite of such Investors is more suited for operating infrastructure assets, and less for assets which are under development. With the constrained capacity of many Indian private developers on account of stressed assets, and limited international strategic or financial interest in financing the early stage development of assets, the country needs to introspect on the changes in the framework required to facilitate fresh investment in infrastructure creation, which is critical for India at this juncture. The single biggest challenge that needs to be addressed in this regard is the stability and consistency of policy framework over the life of a project, which can allow developers, investors and lenders to generate predictable cash flow streams.

From an environment perspective, the other key factor impacting all industries is digitalization and technology disruptions. We are already seeing the impact of some of these changes in sectors across the world, as also in India. These changes are already impacting job creation and business models, and are only expected to accelerate over the medium term. This also throws up a number of business opportunities. The fact that India

has emerged as the fourth largest start-up hub in the world and is attracting significant global venture capital funding, is very positive in this context.

As I have already mentioned, FY 2016-17, has been a milestone year for the GMR Group, and we have made progress on various fronts.

With domestic air traffic growing at a fast pace, we have emerged as the fourth largest private airport operator in the world (by traffic). We have done so while ensuring that our Airports continue to dominate service rankings across the globe. Your Company won the prestigious BOT bid for Goa's second airport and has also successfully partnered with a Greek firm to win the bid to build a new airport at Crete, which is the most visited tourist destination in Greece. I am also happy to report that we were vindicated on our stance on the wrongful cancellation of concession agreement for Malé Airport by the Government of Maldives and were able to not only obtain a compensation award from the International Arbitration Tribunal, but were also able to receive the compensation. We continue to build strength in our Airports Business as a platform across India and other parts of the world.

We have also made good progress with our portfolio in the Energy sector, despite the ongoing stressful conditions due to unfavorable business environment, regulatory challenges and legacy issues plaguing the sector. Notwithstanding such adverse industry environment, GMR Group announced a strategic partnership with Malaysian utilities major Tenaga, who invested US\$ 300 mn in GMR Energy Limited, demonstrating our inherent commitment to build a sustainable business.

The Thermal Power sector, including both gas and coal based plants, have been struggling with a variety of challenges. We have worked closely with all stakeholders in an attempt to address the issues, but challenges remain as the demand for power languishes, while renewable energy growth has been incentivized. We engaged closely with our lenders and were able to restructure debt through the Strategic Debt Restructuring (SDR) mechanism for two of our power plants i.e., Rajahmundry and Chhattisgarh Power Plants, whereby the banks have converted part of their

debt into equity and now hold a controlling majority in these companies. We continue to dialogue with all stakeholders to address some of the issues which impact these plants, to enable a resolution of these issues. During this period, as part of our strategy for debt reduction, we also sold our transmission assets to a strategic investor and entered into a share purchase agreement to divest 100% of our shareholding in PT Barasentosa Lestari (PTBSL) to PT Golden Energy Mines (PTGEMS).

We have continued to exit some of our earlier investments in the Highways sector to create additional liquidity for the Group. In the Railways segment, we are executing works on the DFCC corridor projects which will provide us insights into this new domain.

We have also made good progress in the development of the Special Investment Region in Kakinada where we have entered into an MoU with a consortium of Hindustan Petroleum Corporation Ltd. (HPCL) and Gas Authority of India Ltd. (GAIL). The consortium plans to set up a Cracker and Petrochemical complex over a 2,000-acre area which could bring significant investment to the region. With the Government's strong focus on 'Make in India', and India emerging as the fastest growing market in the world, initial interest for industrial land is now visible, and we are positive about the opportunity to monetize land in our industrial regions.

As such, we are optimistic about the outlook for FY 2017-18 on the basis of an uptick in pent up consumer demand post demonetization, healthy monsoon projections, implementation of GST and increased public expenditure. Further, supportive oil prices, benign interest rate environment and continued efforts to make banking sector stronger should help the economy grow at a faster rate in FY 2017-18.

While we continue to remain upbeat on the momentum generated by the domestic economy, at the same time we recognize there could be some risks from global factors due to geo-political issues in various parts of the world, rising trend of protectionism, potential impact on global currency flows, etc. that may intermittently slow down the pace of global trade expansion, which in turn may have an impact on the Indian economy also.

As I have indicated, while the Company has made significant progress in terms of debt reduction, we believe that we need to continue to focus on resolution of some of the outstanding issues in the short to medium term. As we come to the end of our consolidation phase, we have also begun preparing for the future. We are building on our strengths on the Airport business to address emerging opportunities in that area. Our strategy for the Energy sector is being built jointly with our strategic partner in the sector, Tenaga. In addition, we continue to evaluate a range of other opportunities for growth.

GMR-ites are our most valuable assets. The Assessment Year 2016-17 has been remarkable from the perspective of our people processes. There were several initiatives taken to restart, revive, repair and recover, taking on new things like the formation of Group Corporate Services Integration Council, establishment of HR Strategic Advisory Council, initiation of several HR audits and preparing for transition towards Digital HR and FMS in the cloud. The HR team has also taken up Group-wide Talent Review process to create a robust succession plan and strong leadership pipeline for our impending business expansion. All our employees were covered by Hay Group re-grading exercise and the organization was made flatter with 4 less levels for greater organizational agility.

This was also an important year from the perspective of culture enhancement. GMR Values & Beliefs were reviewed after 15 years and the Value icons were made more contemporary. Inner Excellence was brought in, to ensure the mental and spiritual wellbeing of our employees in an increasingly stressful world. Employee Engagement Survey 'Pulse' was resumed to hear the voice of our fellow colleagues and make GMR a more vibrant place to work in.

I believe all these measures will establish a digital platform for end-to-end HR and FMS, address areas for improvement arising out of audits & assessments, provide opportunity to young leaders to take up higher responsibility, increase external orientation for learning and GMR employer brand enhancement.

Large scale initiatives are also being taken to increase digital awareness of employees for future readiness, as we are in the process to digitize the entire employee lifecycle, i.e., from Hire to Retire.

We have also continued on our efforts on frugality and the Anushista initiative we began in FY 2015-16. I am happy to report that our efforts have started delivering results. We will build on this momentum to create a more cost conscious culture necessary to compete effectively in the emerging environment.

Furthermore, as you are aware, we have completed transition of our Corporate office to Delhi during this period, and I want to take this opportunity to thank all our employees who have moved and worked selflessly during this difficult period and helped us make this transition smooth and successful while continuing to deliver excellence in performance.

A key focus area for the Group has been Excellence in all that we do. As part of the Mission of Nation Building we have taken on ourselves, we try and ensure that we keep a strong focus on excellence, not only in the construction of high quality assets but also in their continuing operations. We have achieved significant recognition for operating excellence across our areas of operation. As part of this quest for excellence, we also have a strong focus on sustainability and the environment. We have made great strides on this front, and our Airports, in particular, have emerged as leaders in this area.

Your Company has continued its tradition of caring for the communities and stakeholders as part of its Corporate Social Responsibility programme through GMR Varalakshmi Foundation (GMRVF), CSR arm of the GMR Group. The Foundation is currently working across 27 locations in India and supporting 2 locations in Nepal.

All the educational institutions under GMRVF have performed exceedingly well during the last year. There are over 10,000 students in these institutions. GMRIT (GMR Institute of Technology) continues to earn good ranking among engineering colleges in the

country including being among the top 65 engineering colleges in the country and top five private engineering colleges in Andhra Pradesh. GMRIT puts considerable emphasis on research and has received funding from the University Grants Commission and the Department of Science and Technology. The schools run by GMRVF has shown exceptional performance both in academics as well as extra-curricular activities. GMRVF partnered with around 350 government schools towards improving the quality of education, reaching out to over 38,000 students across India. GMRVF provides an opportunity for under-privileged meritorious children to access quality education in reputed schools through 'Gifted Children Scheme' and supported 175 children through this. GMR CARE Hospital served about 75,000 people from under-served areas with high quality care. GMRVF's 7 Mobile Medical Units provided free medical care to over 10,000 elderly monthly.

GMRVF helped the Group companies and several JVs to fulfil their CSR obligations through grass root development initiatives around the GMR businesses. Three new vocational training centres were inaugurated this year, enabling GMRVF to contribute more to the national mission of Skilling India through training around 6,000 unemployed youth in the year in its twelve vocational training centers. GMRVF's twenty-five public toilets in villages and slums served over 35,000 community members. GMRVF also supported close to 300 families in the construction of Individual Sanitary Lavatories during the year. GMRVF worked with over 300 Self Help Groups with a membership of over 3,500 women across India. Similarly, close to 3,500 farmers received various livelihood related support. GMRVF initiated CSR activities in Goa, Hosur and areas around its Dedicated Freight Corridor.

It would be noteworthy that all our above efforts, initiated many years ago are very much in tune with the current policy initiatives of the Government of India like the "Swachh Bharat Abhiyan", "Make in India", "Skill India" etc.

GMRVF has received many accolades in recent years as recognition for achievements in education, health care, community service, Skill India, Swachh Bharat, Empowering women, etc. Those in 2016-17 include:

- Golden Globe Tigers award 2017 for Excellence & Leadership in CSR in the category of 'Best CSR Practices'.
- Golden Peacock Award for Corporate Social Responsibility 2016.
- EPC World Media Award for Outstanding Contribution to CSR 2016.
- Viswakarma Award for Social Impact and Development 2016 from Construction Industry Development Council.
- Nav Bharat, popular Hindi Newspaper from Maharashtra honored GMRVF with CSR Leadership Award in the category of Best CSR Practices for Women Empowerment.
- "Excellence in Social Welfare Initiatives for Women Empowerment (Smt. Jamunadevi Tibrewala Award)" Award from Federation of Telangana and AP Chambers of Commerce.
- CSR Health Impact Award 2017 for the Nutrition Center initiative of GMRVF.

Finally, I would like to thank you for the unstinted support and unwavering confidence in the Company. I look forward to your continued and valuable support in taking the Company to greater and newer heights in the future.

Thank You



G M Rao
Executive Chairman, GMR Group



HIGHLIGHTS OF 2016-17

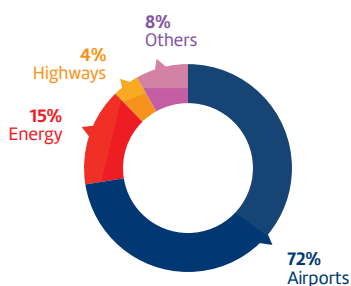
CONSOLIDATED FINANCIAL PERFORMANCE

(₹ in Crore)

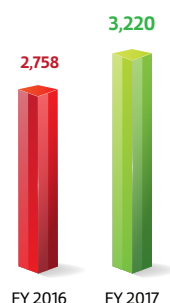
Year End	Revenue from operations [®]	Revenue from operations (net) [*]	EBITDA ^{**}	PAT [#]	Cash Profits ^{##}	Cash & Cash Equivalent [^]
As per Ind AS financials						
FY 2017	9,768.63	7,005.70	3,219.97	(694.16)	1,101.83	5,319.05
FY 2016	8,260.96	5,848.67	2,757.69	(448.41)	797.19	5,718.82
As per IGAAP financials						
FY 2015	11,087.68	9,022.82	2,554.64	(2,959.22)	(1,118.37)	7,389.54
FY 2014	10,653.21	8,709.52	2,780.71	108.41	1,512.61	5,871.73
FY 2013	9,974.85	8,305.37	2,608.03	135.40	1,248.66	7,109.27
FY 2012	8,473.03	7,642.06	1,758.23	(1,058.84)	(72.06)	5,171.89

- ® Revenue from operations as per Ind AS financials represents revenue from continuing operations only; IGAAP figures include revenue from discontinued operations also
- * Revenue from operations(net) as per Ind AS financials is after deducting revenue share paid/payable to concessionaire from revenue; Ind AS numbers include revenue from continuing operations only
- ** EBITDA - Earnings before interest, other income, tax, depreciation, amortisation (including utilisation fees) and exceptional items; Ind AS numbers include EBITDA from continuing operations only
- # Profit after tax before minority interest and share of profits/(losses) of associates; Ind AS numbers include PAT from continuing operations only
- ## Profit after tax+Def tax+MAT credit+Depreciation+Exceptional items; Ind AS numbers include profits from continuing operations only
- ^ Cash+mutual funds+bonds+government securities+certificate of deposit+investments in quoted equity shares +Bank balances+Deposits (current) with Government Authorities; Ind AS numbers excludes cash / investments pertaining to assets held for sale

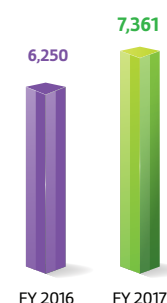
SECTOR WISE REVENUE FROM OPERATIONS



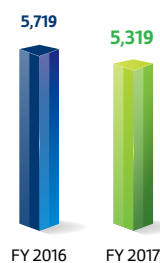
EBITDA (in ₹ Crore)



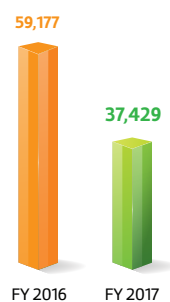
NET WORTH (in ₹ Crore)



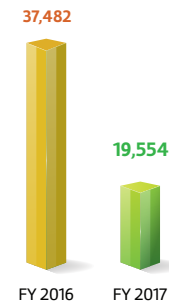
CASH & CASH EQUIVALENT (in ₹ Crore)



TOTAL ASSETS (in ₹ Crore)



BORROWINGS (in ₹ Crore)



Board's Report

Dear Shareholders,

The Board of Directors present the 21st Annual Report together with the audited financial statements of the Company for the financial year (FY) ended March 31, 2017.

Your Company, GMR Infrastructure Limited ("GIL"), operates in Airports, Energy, Transportation and Urban Infrastructure business sectors in India and few other countries through various subsidiaries, associates and jointly controlled entities. The Company has an Engineering, Procurement and Construction (EPC) business focusing on execution of projects of Group SPVs and external customers like Railways in many infrastructure sectors like Railways, Transportation, Energy etc. The Group has acquired a prominent space in airports sector with more than 27% of total country's passenger traffic being routed through the two airports managed by the Group and has a noticeable presence in Energy sector. The year under review was very eventful, as we had a new investor coming-in at the Energy sector and being the 1st year of Indian Accounting Standards (Ind AS) implementation.

Performance highlights - FY 2016-17

Performance Highlights of your Company on consolidated basis for the financial year 2016-17:

- Gross Debt came down significantly to ₹ 19,554 Crore in 2016-17 from ₹ 37,482 Crore in 2015-16
- Stellar Performance of Airports Sector driving the Group's financials - Increase in Profits for both DIAL and GHIAL; DIAL and GHIAL declared dividend for the first time; Goa airport added to the portfolio
- Energy Sector registers turnaround - GMR Warora achieves net profit of ₹ 143 Crore for the first time
- Restructuring of Energy Sector with induction of Tenaga Nasional Berhad as Strategic Partner
- Winning of Arbitration Award for Maldives Airport; received compensation of ₹ 1,800 Crore

- Financial results are presented under Ind AS for the first time
- EBITDA for the year increased by 16.75% to ₹ 3,219.97 Crore from ₹ 2,757.69 Crore of the previous year.

Financial results - FY 2016-17

a) Ind AS implementation

Your Company has successfully adopted Ind AS for the first time during the FY 2016-17 and the financial statements for all the group companies, including subsidiaries, joint ventures and associates have been prepared under Ind AS. Consequently, the consolidated financial results for the year ended March 31, 2016 have also been restated in accordance with Ind AS.

Consolidation principles under Ind AS are different from the earlier IGAAP, especially with respect to assessment of control of the subsidiaries and consolidation of joint ventures. Ind AS goes by substance and any entity which is under joint control of two or more shareholders is treated as jointly controlled entity and accounted as a joint venture ("JV"), irrespective of the shareholding pattern. Consequently, many of our subsidiaries have been assessed as jointly controlled entities on account of participative rights held by other partners / investors. Further, under Ind AS, JVs are accounted under equity method as against the proportionate line by line consolidation under previous IGAAP. Accordingly, only the net profit / (loss) of the JVs and associates is reported as a single line item in the statement of profit and loss.

The GAAP differences on account of differential treatment of Subsidiaries and JVs have significant impact on the financial results, which need to be taken into account while analyzing the results by stakeholders. Note no. 56 of the consolidated financial statements present reconciliation of the Net profit / (loss) of the previous year ended March 31, 2016 reported as per the previous GAAP (IGAAP) and restated Ind AS financials. Further the presentation of Statement of Profit and Loss as per Schedule III of the Companies Act, 2013 require separation of continuing and discontinued operations and this also significantly impacted the presentation of results.

Analysis of the Company's audited Ind AS consolidated and standalone financial results is given below:

b) Consolidated financial results

(₹ in Crore)

	March 31, 2017	March 31, 2016
Continuing operations		
Income		
Revenue from operations:		
Sales / income from operations	9,768.63	8,260.96
Other income	465.44	416.54
Total Income *	10,234.07	8,677.50
*excluding turnover of discontinued operations of ₹ 1,397.79 crore (March 31, 2016 : ₹ 2,556.44 crore)		
Expenses		
Revenue share paid / payable to concessionaire grantors	2,762.93	2,412.29
Operating and other administrative expenditure	3,785.73	3,090.98
Depreciation and amortization expenses	1,059.92	1,196.66
Finance costs	2,128.52	2,196.49
Total expenses *	9,737.10	8,896.42
*excluding expenses of discontinued operations of ₹ 3,265.11 crore (March 31, 2016 : ₹ 4,663.66 crore)		
Profit / (loss) before share of (profit) / loss of associate and joint ventures, exceptional items and tax from continuing operations	496.97	(218.92)
Share of (loss) / profit of associates and joint ventures (net)	(68.40)	16.17
Profit / (loss) before exceptional items and tax from continuing operations	428.57	(202.75)
Exceptional items - (loss) / gains (net)	(385.70)	(64.15)
Profit / (loss) before tax from continuing operations	42.87	(266.90)
Tax expenditure	737.03	181.51
(Loss) / profit after tax from continuing operations	(694.16)	(448.41)
EBITDA from continuing Operations (Sales/income from operations - Revenue share - Operating and other admin exp)	3,219.47	2,757.69
Discontinued operations		
Profit / (loss) from discontinued operations before tax expenses	336.55	(2,293.95)
Tax expenditure	6.69	6.92
Profit / (loss) after tax from discontinued operations	329.86	(2,300.87)
Total (Loss) / profit after tax for the year	(364.30)	(2,749.28)
Other comprehensive income		
Other comprehensive income to be reclassified to profit or loss in subsequent periods:		
Exchange differences on translation of foreign operations	27.54	33.43
Other comprehensive income not to be reclassified to profit or loss in subsequent periods:		
Re-measurement gains (losses) on defined benefit plans	(5.29)	(0.72)
Other comprehensive income for the year, net of tax	22.25	32.71
Total comprehensive income for the year, net of tax	(342.05)	(2,716.57)
(Loss) / profit for the year attributable to	(364.30)	(2,749.28)
a) Equity holders of the parent	(574.59)	(2,712.50)
b) Non controlling interests	210.29	(36.78)
Total comprehensive income attributable to	(342.05)	(2,716.57)
a) Equity holders of the parent	(552.34)	(2,679.79)
b) Non controlling interests	210.29	(36.78)
Earnings per equity share (₹) from continuing operations	(1.30)	(1.07)
Earnings per equity share (₹) from discontinued operations	0.34	(3.74)
Earnings per equity share (₹) from continuing and discontinued operations	(0.96)	(4.81)

Financial Year 2016-17 saw a very strong performance in both operating and financial parameters of the airport sector, which has contributed significantly to the increase in consolidated revenues. There was very good growth in energy and EPC revenues also, but highways revenue remained stagnant. Revenues don't include the revenue of the entities which were assessed as jointly controlled entity / JV under Ind AS, including GMR Kamalanga Energy Limited (GKEL) and Delhi Duty Free Services Private Limited (DDFS). Consequent to investment by Tenaga in Energy sector, GMR Energy Limited (GEL) and its subsidiaries were assessed as JV and accordingly the revenues for 2016-17 do not include revenue of GEL and its subsidiaries, post investment by Tenaga. Airport, Energy, Highways, EPC and other segments contributed ₹ 7,080.54 Crore (72.48%), ₹ 1,485.89

₹ 408.49 Crore (4.18%), ₹ 380.86 Crore (3.90%) and ₹ 412.85 Crore (4.23%) respectively to the consolidated revenue from operations.

Increase in revenue share paid / payable to concessionaire grantors was on account of higher revenue from DIAL. Reduction in other operational cost, finance cost and depreciation charge was mainly on account of non-consolidation of GEL and its subsidiaries post investment by Tenaga and GREL and GCHL, post SDR.

Your Company was successful in bringing in a strategic investor Tenaga, who has invested USD 300 million in the Energy sector.

c) Standalone financial results

(₹ in Crore)

Particulars	March 31, 2017	March 31, 2016
Revenue from operations	1,179.77	1,239.17
Operating and administrative expenditure	(451.41)	(221.61)
Other Income	2.65	16.68
Finance Costs	(744.74)	(708.31)
Depreciation and amortisation expenses	(16.13)	(15.77)
(Loss)/profit before exceptional items, tax expenses, minority interest and share of (loss)/ profit of associates	(29.86)	310.16
Exceptional Items:		
Provision for diminution in value of investments / advances in subsidiaries / associate	(3,654.16)	(2,015.73)
(Loss)/profit before tax expenses, minority interest and share of (loss)/ profit of associates	(3,684.02)	(1,705.57)
Tax expenses	(0.09)	(14.67)
(Loss)/profit before minority interest and share of (loss)/ profit of associates	(3,684.11)	(1,720.24)
Net (deficit) / surplus in the statement of profit and loss - Balance as per last financial statements	(785.56)	938.76
Transfer from debenture redemption reserve	(1.76)	(4.11)
Surplus / (Deficit) available for appropriation	(4,471.43)	(785.56)
Appropriations	-	(0.01)
Net deficit in the statement of profit or loss	(4,471.43)	(785.56)
Earnings per equity share (₹) - Basic and diluted (per equity share of ₹ 1 each)	(6.12)	(3.05)

During the year ended March 31, 2017, the revenue from EPC segment has increased by 120.65% from ₹ 178.01 Crore to ₹ 392.77 Crore, which was mainly on account of contribution by the ongoing DFCC (Railways) project. Other operating income of the company came down to ₹ 787 Crore from ₹ 1,061.16 Crore on account of reduction in interest income and on account of on conversion of loans given to its subsidiaries / joint ventures / associates as they were converted into equity.

During the year ended March 31, 2017, based on an internal assessment, the Company has made a provision of ₹ 3,654.16 Crore (March 31, 2016:

₹ 2,015.73 Crore) towards diminution in value of its investment in GMR Highways Limited (GHWL), GMR Generation Assets Limited (GGAL), GMR Aviation Private Limited (GAPL), GMR Rajahmundry Energy Limited (GREL) and GEL, primarily on account of their accumulated losses and diminution in value of investments/advances in their subsidiaries. The same has been disclosed as an exceptional item in the financial statements.

Dividend / Appropriation to Reserves

Your Directors have not recommended any dividend on equity shares for the FY 2016-17.

Reserves

The net movement in the major reserves of the Company on standalone basis for 2016-17 and the previous year is as follows:

(₹ in Crore)

Particulars	March 31, 2017	March 31, 2016
Equity component of compound financial instruments	133.94	133.94
Treasury Shares	(101.54)	(101.54)
General Reserve	40.62	40.62
Securities Premium Account	10,010.99	10,010.99
Surplus in Statement of Profit and Loss	(4,471.47)	(785.57)
Debenture Redemption Reserve	127.21	125.44
Capital Reserve	141.75	141.75
Foreign currency monetary translation difference account	33.45	(0.89)
Other comprehensive income	(1.34)	(0.51)
	5,913.61	9,564.24

Management Discussion and Analysis Report (MDA)

MDA Report for the year under review, as stipulated in Securities and Exchange Board of India (Listing Obligations and Disclosure Requirements) Regulations, 2015 (hereinafter referred to as "SEBI LODR"), is presented in a separate section forming part of the Annual Report.

The brief overview of the developments of each of the major subsidiaries' business is presented below. Further, MDA, forming part of this Report, also brings out review of the business operations of major subsidiaries and jointly controlled entities.

Airport Sector

Your Company's airport business comprises of 3 operating airports viz., Delhi and Hyderabad International Airports in India and Mactan Cebu International Airport in Philippines and one asset under development viz., Greenfield airport at Mopa, Goa. The Indian airports are owned by your Company's subsidiary GMR Airports Limited (GAL) while the 40% stake in GMR Megawide Cebu Airport Corporation (GMCAC) is held through another subsidiary GMR Infrastructure (Singapore) Pte. Limited.

Your Company's aviation business comprises of GAPL, a 100% subsidiary of the Company which is operating in the general aviation space.

An overview of these assets during the year is briefly given below:

Delhi International Airport Limited (DIAL)

DIAL is a Joint Venture (JV) between GAL (64%), Airports Authority of India (AAI) (26%) and Fraport AG Frankfurt Airport Services Worldwide (Fraport) (10%). DIAL has entered into a long-term agreement to operate, manage and develop the Indira Gandhi International Airport (IGIA), Delhi.

Highlights of FY 2016-17:

DIAL surpassed the 57 million passenger mark in FY 2016-17, witnessing a growth of ~20% in traffic over previous year led by domestic growth of ~24%. Delhi airport crossed the 5 million passenger/month mark twice during the year while the maximum Air Traffic Movements (ATMs) handled per day reached 1,238. Strong growth in domestic cargo segment propelled DIAL to retain its number one position in cargo traffic in India with an 8% overall growth in FY 2016-17 over the previous year. Due to delay in determination of tariff for the second control period, the tariffs of the first control period have continued.

The non-aeronautical revenues continued its double digit growth led by commercial non-aero sales and land / space rentals. Delhi airport became the first airport to launch an e-shopping platform.

Strong focus on developing organizational culture based on operational excellence and customer focused initiatives helped DIAL to emerge as the 2nd best airport in the Asia Pacific region as well as the 2nd best airport in the group of airports which handle 40+ million passengers per annum (mppa) category.

DIAL also successfully completed the 2nd phase of land monetization by awarding a 23 acre land parcel to Bharti Realty for an Integrated Retail development project.

Key Awards and Accolades received in FY 2016-17:

- World's second best airport in the 40 million + pax category as well as second best airport in Asia Pacific region as rated by Airports Council International.
- Best Airport Staff in India and Central Asia in 2017.
- SKYTRAX World Airport Awards for Third year in a row.
- Best Airport - Central and South Asia, FTE Asia Awards 2016.
- 'Golden Peacock Award for Social Responsibility' in the Aviation Transport Category in 2016.
- First Airport in Asia Pacific region to achieve Carbon Neutral Accreditation.
- First Airport in the world to adopt Green Building Monitoring Platform System - ARC.
- Platinum Rating from Indian Green Building Council for Terminal 3.
- Network 18 and Honeywell Smart Building award for -
 - Smartest Airport in India
 - Smartest Building in India.
- Best PR case study, Best corporate event and social media campaign of 2016 at the Public Relations Council Summit.
- Excellence in Cost Management.
- Overall Social Media Strategy Award 2016 for various travellers - friendly social media initiatives.
- Special Recognition in the 29th Quality Circle Competition by CII.
- CII National Excellence Practice Competition-2016.

GMR Hyderabad International Airport Limited (GHIAL)

GHIAL is a JV between GAL (63%), AAI (13%), Government of Telangana (13%) and MAHB (Mauritius) Private Limited (11%) and has entered into a long-term agreement to operate, manage and develop the Rajiv Gandhi International Airport (RGIA), Hyderabad.

Highlights of FY 2016-17:

GHIAL continued to record strong traffic growth in its 9th year of operation. Passenger traffic touched 15.29 million, registering a growth of 22% year on year (Y-o-Y). Similarly, Cargo also registered impressive growth to reach 123,489 MT, a growth of 9% Y-o-Y. ATMs also had a strong growth of 23% Y-o-Y, ending the year with 130,455. The year also showed remarkable progress towards GHIAL's Mission of being the Gateway of Choice and Preferred Logistics Hub for South and Central India region, marked by Air Asia and Go Air launching their passenger operations. With this, all major Indian carriers have a presence at Hyderabad airport.

Towards ensuring a well-rounded and enjoyable experience to its passengers, the airport enhanced its retail and shopping experience by modifying the layout to unidirectional flow, which has yielded additional number of new stores and retail outlets at the passenger terminal. The Airport charges for GHIAL (User Development Fee (UDF) and Passenger Service Fee – Facilitation Component (PSF)) were successfully restored vide the Interim Order from the Hyderabad High Court which has enhanced the cash flow and the same was implemented with effect from November 05, 2015. The same tariffs continued through 2016-17 with Airports Economic Regulatory Authority (AERA), still working on the consultation paper for determining tariff for GHIAL for the control period 2016-20.

To enhance the passenger experience, GHIAL has operationalized an end-to-end E-Boarding process for domestic passengers, becoming the first airport in India to implement the same. It has improved the efficiency at each security check point and has started the journey of Indian Aviation along the path of "Digital India" as envisaged by the Hon. Prime Minister.

Despite challenges, GHIAL has always maintained its focus on service quality and passenger delight and this continued dedication saw the airport win accolades from passengers and industry associations for its excellence in service delivery with ACI ranking RGIA as the best airport in the world for ASQ in the 5-15 million passenger category with a score of 4.94.

With regard to real estate development, GHIAL is proud to share that Amazon has selected Hyderabad airport for setting up its fulfillment center. Further, a pharmaceutical company has also signed a long term lease with GHIAL for 33 acres of land.

Awards and Accolades received in FY 2016-17:

- World's Best Airport 2016 in ASQ Rating by ACI, in 5-15 mn passenger category.
- "Order of Merit" awarded in the field of environment by CAPA.
- Fastest Growing Cargo Airport 2016 at India Cargo Awards - West and South.

- ASSOCHAM's Corporate Governance Excellence Award as Runners up under the unlisted private sector category.

GMR Megawide Cebu Airport Corporation (GMCAC)

GMCAC, a JV between GMR group (40%) and Megawide Corporation (60%), entered into a concession agreement with Mactan Cebu International Airport Authority for development and operation of Mactan Cebu International Airport (Cebu airport) for a period of 25 years. GMCAC took operational responsibility of the airport in November 2014 and has now been operating the airport for nearly 30 months.

Highlights of FY 2016-17:

GMCAC has laid great emphasis on boosting traffic at Cebu airport, both domestic and international.

In a bid to boost international tourism, GMCAC has been working with the tourism body of Cebu and Philippines, as well as with travel agents to boost tourist traffic from China, Japan, Australia, United States and the Middle East. As a result, GMCAC has seen international traffic grow by 15% while the domestic traffic has also grown at 8.8%. In terms of international connectivity, GMCAC has added some key routes viz., Cebu - Dubai, Cebu - Los Angeles, Cebu- Taipei, Cebu- Xiamen and Cebu - Chengdu.

GMCAC is also steadily working towards development of the new terminal. To mitigate the delay in handover of land which was under occupation of the Philippines Air Force, GMCAC has started work on the land parcels made available to it in June 2015. The structural works for the new terminal building are nearly complete and we are confident of completing the terminal within the timelines specified in the concession agreement. One of the key features of the new international terminal being developed by GMCAC is a wooden roof - the first time such a roof is being installed in Asia.

Awards and Accolades received in FY 2016-17:

- Routes Asia Marketing award.
- CAPA Asia Pacific Regional Airport of the Year 2016.

GMR Malé International Airport Private Limited (GMIAL)

GMR Group along with its partner, Malaysia Airports, was engaged in an international arbitration with Government of Maldives (GoM) and Maldives Airport Company Limited (MACL) after the latter repudiated the agreement in December 2012. Your Company is happy to report that the 3 members tribunal awarded a compensation of \$270 million to the GMR-MAHB consortium covering equity, debt and termination costs incurred by GMR-MAHB consortium as a result of the repudiation of the concession by GoM. The entire compensation has been received from GoM and dues to the lenders have been settled.

GMR Goa International Airport Limited (GGIAL)

The Company, through its wholly owned subsidiary GAL, won the right to develop and operate new greenfield international airport at Mopa, North Goa through international competitive bidding. The Concession Agreement was signed with Government of Goa in November, 2016. As per the Concession Agreement, the Group will design, build, finance and operate the international airport for 40 years with extension option for another 20

years. The construction period for the first phase of the project is three years and is expected to be operational by mid of 2020. The project envisages 7.7 mn passenger capacity in Phase-1 and 232 acres of land for commercial city side development for a period of 60 years. Financial close for the project has been recently achieved.

GMR Aviation Private Limited (GAPL)

GAPL owns and operates one of the youngest fleets in the country and addresses the growing need for charter services. In order to boost revenues and rationalize overhead costs, GAPL has entered into a 2 years management contract with Jet Set Go - a general aviation fleet aggregator, commonly referred to as the "Uber of the Skies". As per the agreement, Jet Set Go has taken responsibility for operations and marketing of the aircrafts and the business has shown marked improvement over the past years with all 3 aircrafts recording the highest number of hours flown on an annual basis. All maintenance contracts have also been renegotiated leading to a reduction in costs. We are confident that GAPL will continue on the turnaround path.

Energy Sector

The Energy Sector companies are operating around 4,600 MWs of Coal, Gas, Liquid fuel and Renewable power plants in India and around 2,330 MWs of power projects are under various stages of construction and development, besides a pipeline of other projects. The Energy Sector has a diversified portfolio of thermal and hydro projects with a mix of merchant and long term Power Purchase Agreements (PPA).

Following are the major highlights of the Energy Sector:

A. Operational Assets:

I. Generation:

1. GMR Warora Energy Limited (Formerly EMCO Energy Limited) (GWEL) - 600 MW:

- The Plant consists of 2 x 300 MW coal fired Units with all associated auxiliaries and Balance of Plant Systems. GWEL has a Coal supply Agreement with South Eastern Coalfields Limited (SECL) for a total Annual Contracted Quantity (ACQ) of 2.6 Million Tonnes per annum.
- Regulatory orders for Dadra Nagar Haveli (DNH) and Maharashtra State Electricity Distribution Company Ltd (MSEDCL) were received during the year. GWEL has started billing for Change in Law to both these customers.
- During the year, the Plant has achieved availability of 86% and Gross Plant Load Factor (PLF) of 71%.
- More than 90% ash utilization was achieved during the year.
- Weir construction for water availability by Maharashtra Industrial Development Corporation (MIDC) is under way and expected to be made ready in August 2017.

2. GMR Kamalanga Energy Limited (GKEL) - 1,050 MW:

- GKEL, subsidiary of GMR Energy Limited, and in which

IIF & IDFC also hold equity stake, has developed 1,050 MW (3x 350) coal fired power plant at Kamalanga Village, Odisha.

- The plant is supplying power to Haryana through PTC India Limited, to Odisha through GRIDCO Limited and to Bihar through Bihar State Power Holding Company Limited.
- 85% of the capacity is tied-up in long term PPAs.
- GKEL has received Letter of Assurances from Mahanadi Coalfields Limited (MCL) for 1,050 MW, of which 500 MW is for firm linkage and 550 MW was for tapering linkage. GKEL has signed Fuel Supply Agreement (FSA) for firm linkage for 500 MW and is getting coal supply accordingly.
- During this year, Ministry of Coal has discontinued the extension of MoU for coal (earlier tapering linkage) to GKEL w.e.f June 30, 2016.
- During this period, GKEL achieved availability of 84% and PLF of 65%.
- GKEL received favourable order from CERC for Change in Law in Bihar PPA, on the basis of which GKEL has raised supplementary bills of ₹ 33 Crore to Bihar.

3. GMR Chhattisgarh Energy Limited (GCHEL) - 1,370 MW:

- GCHEL, has developed 1,370 MW (2 x 685 MW) pulverized coal- fired super critical technology based power project in Raikheda Village, Tilda Block, Raipur District, in the State of Chhattisgarh. GCHEL has received all the necessary statutory and environmental clearances. The project has achieved COD of Unit - 1 and Unit - 2 on June 01, 2015 and March 31, 2016 respectively and started commercial operation of Unit - 1 from November 01, 2015. The project participated in the coal block auction, bid and won two coal blocks, namely Talabira and Ganeshpur.
- The Railway track for movement of rake to site has been completed and siding operations have commenced.
- Following High Court order for Jaiprakash Power Ventures and Others, GCHEL has decided to surrender the mines asking the Govt. to return the Bank Guarantee.
- GCHEL is actively pursuing to tie-up the entire capacity through various upcoming medium and long-term power procurement tenders.
- Further, the lenders have invoked Strategic Debt Restructuring (SDR) for GCHEL. As per the SDR scheme, out of the total outstanding debt (including accrued interest) of ₹ 8,800 Crore, debt to the extent of ₹ 2,992 Crore has been converted into equity by which the consortium lenders have 52.4% shareholding and balance 47.6% is held by GMR Group.
- Post the conversion, the balance project debt stands at

₹ 5,800 Crore with ₹ 2,992 Crore equity held by lenders and ₹ 2,721 Crore equity held by GMR Group, resulting in the debt-to-equity ratio of 1.0x. The lower debt levels would result in improving the long term viability of the project.

4. GMR Vemagiri Power Generation Limited (GVPGL) - 370 MW:

- GVPGL, a wholly owned subsidiary of GEL, operates a 370 MW natural gas-fired combined cycle power plant at Rajahmundry, Andhra Pradesh.
- GVPGL won bid and operated under phase-III of E-RNLG scheme but could not sell under phase - IV power because of no demand from Discoms.
- GVPGL received refund of MAT credit of ₹ 6.88 Crore.
- Term sheet signed with GAIL for 0.9 mmscmd gas under HELP and 0.5 mmscmd natural gas in October 2016.
- Enhancement of working capital limits from ₹75 Crore to ₹ 175 Crore from IDBI.
- To benefit from the softened LNG prices world-wide, GVPGL is striving continuously to import LNG on short term basis to achieve higher PLF.
- GVPGL operated at a PLF of 9% in FY 17.

5. GMR Rajahmundry Energy Limited (GREL) – 768 MW:

- GREL is a 768 MW (2 x 384 MW) combined cycle gas based power project at Rajahmundry, Andhra Pradesh.
- GREL secured gas for operations through e-bid RLNG scheme at 30% PLF for the period April 2016 to September 2016. The plant continued operations from April 2016 to September 2016 based on the roster decided by AP - Transco. To benefit with the softened LNG prices world-wide, GREL is striving continuously to import LNG on short term basis and looking forward to tie up power by exploring the PPA opportunities available.
- Further, lenders have invoked SDR, with lenders owning 55% and balance being held by GMR Group. As a consequence, outstanding debt of ₹1,413.99 Crore (₹1,308.57 Crore of debt and ₹105.42 Crore of Interest accrued thereon) was converted into equity amounting to 55% shareholding in GREL. Post the restructuring, the total outstanding debt of GREL would be ₹2,366 Crore.

6. Barge mounted Power Plant of GMR Energy Limited (GEL), Kakinada:

- GEL owns the 220 MW combined cycle barge mounted power plant at Kakinada, Andhra Pradesh. There was no generation of power by the barge mounted power plant during the year ended March 31, 2017 on account of non-availability of gas.
- Plant is kept under preservation since March 2013.

Preservation methods were adopted based on Original Equipment Manufacturers' (OEM) procedures.

7. GMR Power Corporation Limited (GPCL), Chennai:

- GPCL, in which GEL holds 51% stake, owns the 200 MW diesel powered power plant and was selling power to Tamil Nadu Generation and Distribution Corporation Limited (TAGENDCO). There was no generation of power during the year and currently the plant is kept under preservation.
- GPCL requested TAGENDCO for extension of PPA from February 15, 2015 and is awaiting clearance for supplying power.

8. GMR Gujarat Solar Power Limited (GG SPL), Charanka Village, Gujarat:

GG SPL, a wholly owned subsidiary of GEL, operates 25 MW Solar power project at Charanka village, Patan district, Gujarat. GG SPL has entered into 25 year PPA with Gujarat Urja Vikas Nigam Limited for supply of entire power generation. GG SPL has achieved commercial operation on March 04, 2012 and received certificate of commissioning from M/s. Gujarat Energy Development Agency ("GEDA"). Indu Projects Limited has been awarded the contract for operation and maintenance of the plant for a period of 5 years. Plant has achieved a Gross DC PLF of 19% for FY 2016-17 and recorded revenue of ₹61 Crore for the FY.

9. GMR Rajam Solar Power Private Limited (GRSPPL), Rajam:

GRSPPL, a wholly owned subsidiary of GEL, commissioned a 1 MW Solar power project in Rajam, Andhra Pradesh in January 2016. The Company has signed a 25 year PPA with both GMR Institute of Technology (700KW) and GMR Varalakshmi Care Hospital (300KW) for the sale of power generated. M/s Enerpac has been awarded O&M contract for the Plant for a period of 5 years. Plant has achieved PLF of 14.35% for FY 2016-17 and recorded revenue of ₹0.86 Crore for the FY. Net metering for the Plant was completed in June 2016.

10. GMR Generation Assets Limited (Formerly GMR Renewable Energy Limited) (GGAL), Kutch:

GGAL, a wholly owned subsidiary of GIL commissioned a 2.1 MW wind based power plant at Moti Sindhodi Village, Kutchh District, Gujarat in July 2011. The Company has signed a 25 year PPA with Gujarat Urja Vikas Nigam Limited ("GUVNL") with respect to the entire power generated from the Plant. M/s Suzlon has been awarded O&M contract for the Plant for a period of 5 years and is doing the O&M for the plant.

11. GMR Power Infra Limited (GPIL), Tamil Nadu:

GPIL, a wholly owned subsidiary of GIL, commissioned a 1.25 MW wind based power plant at Muthayampatty Village, Tirupur District, Tamil Nadu in December 2011. The Company has signed a 20 year PPA with TANGEDCO with respect to the entire power

generated from the Plant. M/s Suzlon has been awarded O&M contract for the Plant for a period of 5 years and is doing the O&M for the plant.

II Transmission:

GEL had entered into definitive agreements with Adani Transmission Limited agreeing to transfer its interest in Aravali Transmission Services Limited (ATSCL) and Maru Transmission Services Limited (MTSCL). The aforesaid transaction concluded in FY17.

B. Projects:

1. GMR Bajoli Holi Hydropower Private Limited (GBHHPL) - 180 MW:

- GBHHPL, a wholly owned subsidiary of GEL, is implementing 180 MW hydro power plant on the river Ravi at Chamba District, Himachal Pradesh.
- GBHHPL has already achieved financial closure and tied-up the debt requirement of ₹1,380 Crore.
- GBHHPL had also executed the Connectivity Agreement with HP Power Transmission Corporation Limited and Long Term Access Agreement with Power Grid Corporation of India Limited (PGCIL) for evacuating power outside Himachal Pradesh.
- The construction works of the project are in full swing and Power House and Dam concreting have commenced. Overall progress of 42% has been achieved till end of FY 2016-17.

2. GMR Upper Karnali Hydro Power Public Limited (GUKPL) - 900 MW:

- GUKPL, a subsidiary of GEL, is developing 900 MW Upper Karnali Hydroelectric Project (HEP) located on river Karnali in Dailekh, Surkhet and Achham Districts of Nepal.
- Post execution of Project Development Agreement (PDA), several key activities have been completed. Technical design of the Project has been finalized post detailed technical appraisal by a seven member Panel of Experts (empaneled with IFC) and Hydraulic model studies.
- The bid submissions for two EPC Packages; EPC-1 for Civil and HM works and EPC-2 for Electro mechanical works are expected to be completed by September 2017 in first half of FY18.
- Total land identified for the Project comprises of forest land and private land. As for private land, negotiation has been completed and MoU has been executed with Rehabilitation Action Plan (RAP) committees for acquisition and the acquisition process will start soon. Whereas for forest land, some forest land for infrastructure works has already been acquired. For

balance forest land acquisition, the coordination with the Government of Nepal is underway.

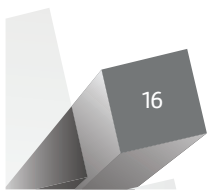
- Power Evacuation is proposed through 400KV D/C transmission line from Bus bar of project to Bareilly Pooling point of PGCIL in Uttar Pradesh, India. Nepal portion transmission line (from project's Bus bar upto Indo-Nepal border) to be developed by Karnali Transmission Company Pvt. Ltd. (KTCPL), a GMR Group Company and Indian portion upto Bareilly will be developed by GoI. Post execution of the PTA between Government of India (GoI) and Government of Nepal (GoN) and the SAARC energy pact between SAARC nations, cross border policy has been notified by GoI on December 5, 2016 and cross border regulations are under formulation by CERC.
- The Project has received Letter of Intents (LoIs) in excess of USD 1.1 billion from Multilateral Development Banks (MDBs) across the globe and post this, the first all lenders' site visit / lenders' meeting was held at Kathmandu on April 5, 2016. Appointment of consultants is underway. The lenders are presently engaged in Project appraisal activities.

3. GMR (Badrinath) Hydro Power Generation Private Limited (GBHPL) - Badrinath - 300 MW:

- GBHPL, a subsidiary of GEL, is in the process of developing a 300 MW hydroelectric power plant on Alaknanda river in the Chamoli District of Uttarakhand State. The project has received all major statutory clearances like Environmental and Techno economic concurrence from Central Electricity Authority (CEA).
- Implementation Agreement has been executed with the Government of Uttarakhand. However, Hon'ble Supreme Court's stay order on 24 Hydro Electric Projects in Uttarakhand (Order dated May 07, 2014) issued while hearing a civil appeal in the matters of Alaknanda Hydro Power Company Limited, is in effect till date.

4. Himtal Hydropower Company Private Limited (HHCPL) - 600 MW:

- HHCPL, a subsidiary of GEL, is developing a 600 MW Upper Marsyangdi-2 Hydroelectric Power Project on the river Marsyangdi in Lamjung and Manang Districts of Nepal.
- Environment Clearance for the project is already in place. PDA negotiation and execution is underway and post its completion, tender level engineering and procurement plan will be prepared.
- Power Evacuation is proposed through 400kv D/C transmission line from Bus bar of project to Gorakhpur



pooling point of PGCIL in Uttar Pradesh, India. Nepal portion transmission line (from project's Bus bar upto Indo-Nepal border) to be developed by Marsyangdi Transmission Company Pvt. Ltd. (MTCPL), a GMR Group Company and Indian portion upto Gorakhpur will be developed by GoI. Post execution of PDA and formulation of cross border regulations, MoU/PPA for power sale will be executed with selected buyers in India and Bangladesh for tie-up of power on long term route.

5. GMR Londa Hydropower Private Limited (GLHPPL) - 225 MW:

GLHPPL, a subsidiary of your Company, is developing a 225 MW project in East Kameng district in Arunachal Pradesh. The Detailed Project Report ("DPR") has been prepared and has received techno-economic concurrence from the CEA. The Expert Appraisal Committee (EAC) of Ministry of Environment, Forest and Climate Change ("MoEF & CC" or "MoEF") has recommended for Environmental Clearance and accordingly MoEF & CC had issued in-principle clearance to this project. However, formal Environmental Clearance shall be granted by MoEF & CC after obtaining the Forest- stage-I clearance. Defence clearance for setting up the project has been received from Ministry of Defence, GoI.

C. Mining Assets:

1. PT Barasentosa Lestari (PTBSL):

GEL had acquired 100% stake in PTBSL in September 2008 which has coal mine in South Sumatra Province with more than 650 MT Coal Resources in ~24,385 Hectares and total mineable reserves of about 280 Million Metric Ton (MMT). Trial coal production and sales have commenced in FY 2015, however the operations were suspended because of the limitations of transportation of coal by barging and distressed market conditions. A conditional share purchase agreement (CSPA) was signed with PTGEMS on May 12, 2017 for sale of PTBSL. Post the approval of CSPA from Singapore Exchange and other statutory approvals, shares of PTBSL will be transferred to PTGEMS.

2. PT Golden Energy Mines Tbk (PT GEMS):

GEL through its overseas subsidiary, GMR Coal Resources Pte. Limited, had acquired 30% stake in PT GEMS, a group company of Sinarmas Group, Indonesia. PT GEMS, a limited liability company, is listed on the Indonesia Stock Exchange. PT GEMS is carrying out mining operations in Indonesia through its subsidiaries which own coal mining concessions in South Kalimantan, Central Kalimantan and Sumatra. PT GEMS is also involved in coal trading through its subsidiaries. Coal mines owned by PT GEMS and its subsidiaries have total resources of more than 2.0 billion tons and Joint Ore Reserves Committee (JORC) certified reserves of more than 620 MT of thermal coal. GMR Group has a Coal off take Agreement with PT GEMS which entitles GMR to off take coal for 25 years.

Transportation

Highways

GMR Highways Limited, a subsidiary of your Company, is one of the leading highways developer in India with 7 operating highways including minority stake (36.01%) in GMR OSE Hungud Hospet Highways Private Limited (GOHHHPL). During the FY 2017, the Group entered into definitive agreements to divest its entire stake (51%) in GOHHHPL and divestment of 14.99% was completed. Remaining stake sale is underway and shall be completed post approvals from NHAI and lenders. The Group also divested minority stakes in Ulunderpet Expressways Private Limited and Jadcherla Expressways Private Limited during the year. For Kishangarh-Udaipur-Ahmedabad (KUA) project which had been terminated in December 2012, a dispute notice to NHAI was served, invoking arbitration to settle the dispute. In FY17, the matters with NHAI were resolved for the KUA project.

Urban Infrastructure

The Group is developing a 2,100 acre multi product Special Investment Region (SIR) at Krishnagiri, near Hosur in Tamil Nadu and 10,000 acre Port-based multi-product SIR at Kakinada, Andhra Pradesh.

Krishnagiri SIR

GMR Group, with an objective of building world class industrial infrastructure in India, is setting up a SIR at Hosur, Tamil Nadu, just 45 kms from Electronic City, Bengaluru. The location provides unique advantage of multi-modal connectivity with National and State Highways and a railway line running alongside. Krishnagiri SIR is planned to be developed as an integrated city spread across 2,100 acres in the influence area of proposed Chennai-Bangalore Industrial Corridor. Krishnagiri SIR is being planned to house the following manufacturing clusters:

- Automotive & Ancillary
- Defence and Aerospace
- Precision Engineering
- Machine tools
- Electronics Product Manufacturing

Designed to encompass a complete ecosystem, Phase 1A of Krishnagiri SIR spread over 275 acres will contain all that are essential for a large industrial city center. Krishnagiri SIR has following key offerings to its clientele:

- Shovel ready developed plot with road, drainage, water supply, Water Treatment Plants (WTP), Sewage Treatment Plants (STP) and other similar facilities;
- Water - Potable water;
- Power -33 kV level dedicated sub-station with a Solar power plant.

The entire infrastructure is being developed and maintained by GMR Group underscoring its commitment to quality, service and timelines. The "integrated" design would endeavor to provide first world standard residential, social and commercial amenities making this zone, truly "self-contained".

Project Progress:

Notwithstanding the political uncertainties in the state in the past year, the company made good progress in securing the clearances and is aggressively marketing the SIR for client tie-ups.

Kakinada SEZ/ SIR

GMR Group owns 51% in Kakinada SEZ Limited, which is developing Kakinada SEZ / SIR in the State of Andhra Pradesh in proximity to the cities of Vishakhapatnam and Kakinada. With an area span of over 10,000 acres, Kakinada SEZ / SIR will be a self-contained Port-based Industrial park with ideally designed core infrastructure, industrial common infrastructure, business facilitation infrastructure and social infrastructure across varied dedicated areas such as housing, lifestyle and high-end expat friendly zones. Kakinada SEZ / SIR is designed for balancing the sensitivity to culture and heritage of the region and also for integration with the native eco-system.

Project Progress:

- MoU with GAIL/HPCL for setting up a petrochemical complex with a proposed investment of ₹40,000 Crore has been signed. Other MoUs have also been signed with Deepak Nitrate, DCM Shriram, IIFT among others.
- Regarding our plans to develop Port for the SEZ, public hearing was successfully held and the implementation plan is on right track.
- Executed lease deeds with AP Transco and Eastern Power Distribution Company of Andhra Pradesh Limited (APEPDCL) for substations.
- Approach roads to existing industries has been completed.
- Laid down the power cables inside the industrial zone and provided industrial power supply for existing industries.
- Master Plan for Phase 1 development of around 916 acres has been completed.

EPC

Pursuant to the strategic decision taken to pursue EPC opportunities outside GMR Group and consequent to the Group's entry into Railway Projects during FY 2015-16, the Group has started construction of 2 Dedicated Freight Corridor Corporation (DFCC) projects (201 and 202) in the State of Uttar Pradesh. Mobilization and design for the projects is substantially completed and construction is in full swing. In the Package 201, the construction progress achieved is 18% whereas in the Package 202, the progress is 11%. Your Company has successfully completed the Kasauli Housing project in the FY 2016-17 and achieved substantial completion of 2 Rail Vikas Nigam Limited (RVNL) projects in the States of Andhra Pradesh and Uttar Pradesh that were awarded in FY 2013-14.

Your Company also won two more packages worth ₹ 2,280 Crore on the Eastern Dedicated Freight Corridor railway project in FY 2016-17. The first package comprises 175 km single line connecting Sahnewal and Pilkhani that passes through Uttar Pradesh, Haryana and Punjab. The other package is a 46 km double line corridor in Uttar Pradesh connecting Dadri and Khurja.

Consolidated Financial Statement

In accordance with the Companies Act, 2013 and Ind AS 110 - Consolidated Financial Statements read with Ind AS 28 - Investments in Associates and Joint Ventures, the audited consolidated financial statement is provided in the Annual Report.

Holding, Subsidiaries, Associate Companies and Joint Ventures

Pursuant to the order of Hon'ble Madras High Court, conforming a Scheme of Amalgamation, GMR Holdings Private Limited (GHPL) was merged with GMR Enterprises Private Limited (GEPL) with an appointed date of March 30, 2015. Accordingly, GEPL became the Holding Company in place of GHPL.

As on March 31, 2017, the Company has 119 subsidiary companies apart from 33 joint ventures and associate companies. During the year under review, the entities listed below have become or ceased to be Company's subsidiaries or associate companies/ JVs. The Policy for determining material subsidiaries may be accessed on the Company's website at the link: <http://investor.gmrgroup.in/investors/GIL-Policies.html>. The complete list of subsidiary companies and associate companies (including joint ventures) as on March 31, 2017 is provided in Section III of Annexure - F to this Report (Extract of Annual Return).

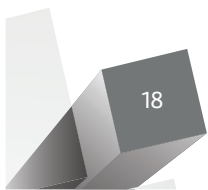
Kakinada Gateway Port Limited, GMR Goa International Airport Limited, GMR SEZ Infra Services Limited and GMR Infra Developers Limited became subsidiaries during the FY 2016-17.

Aravali Transmission Service Company Limited, Maru Transmission Service Company Limited and GMR Airport Global Limited ceased to be subsidiaries during FY 2016-17. Hyderabad Duty Free Retail Limited, a subsidiary, was merged with GMR Hotels and Resorts Limited, also a subsidiary of your Company.

Further, the names of GMR Airport Handling Services Company Limited and GMR Hyderabad Multiproduct SEZ Limited were struck off from the list of companies by Registrar of Companies during the FY 2016-17 and accordingly they ceased to be subsidiaries. GMR Highway Projects Private Limited is in the process of striking off. Further, GMR Chhattisgarh Energy Limited and GMR Rajahmundry Energy Limited ceased to be subsidiaries and became associates during the year under review.

During the year under review, Jadcherla Expressways Private Limited and Ulundurpet Expressways Private Limited ceased to be associate.

During the year under review, as per the accounting principles of newly adopted Ind AS, the status of GMR Energy Limited and its subsidiaries including GMR Kamalanga Energy Limited, GMR Warora Energy Limited, Himtal Hydro Power Company Private Limited, GMR Upper Karnali Hydropower Limited, GMR Vemagiri Power Generation Limited, GMR (Badrinath) Hydro Power Generation Private Limited, GMR Energy (Mauritius) Limited, GMR Lion Energy Limited, GMR Consulting Services Limited, GMR Bajoli Holi Hydropower Private Limited, GMR Maharashtra Energy Limited, GMR Bundelkhand Energy Private Limited, GMR Rajam Solar Power Private Limited, GMR Gujarat Solar Power Limited, Karnali Transmission Company Private Limited, Marsyangdi Transmission Company Private Limited, GMR



Indo-Nepal Energy Links Limited and GMR Indo-Nepal Power Corridors Limited and few other entities including Delhi Duty Free Services Private Limited, GMR Chhattisgarh Energy Limited, GMR Rajahmundry Energy Limited and GMR Mining and Energy Private Limited was assessed as jointly controlled entities.

Further, PT Era Mitra Selaras, PT Wahana Rimba and PT Berkat Satria Abadi became Joint Ventures to the Company during the FY 2016-17.

Report on the highlights of performance of subsidiaries, associates and joint ventures and their contribution to the overall performance of the Company has been provided in Form AOC-1 as "Annexure A" to this Report.

Directors' Responsibility Statement

To the best of their knowledge and belief and according to the information and explanations obtained by them, your Directors make the following statements in terms of Section 134(3)(c) of the Companies Act, 2013:

- a) that in the preparation of the annual financial statements for the year ended March 31, 2017, the applicable accounting standards have been followed along with proper explanation relating to material departures, if any;
- b) that such accounting policies as mentioned in Note no. 2 of the Notes to the Financial Statements have been selected and applied consistently and judgment and estimates have been made that are reasonable and prudent so as to give a true and fair view of the state of affairs of the Company as at March 31, 2017 and of the loss of the Company for the year ended on that date;
- c) that proper and sufficient care has been taken for the maintenance of adequate accounting records in accordance with the provisions of the Companies Act, 2013 for safeguarding the assets of the Company and for preventing and detecting fraud and other irregularities;
- d) that the annual financial statements have been prepared on a going concern basis;
- e) that proper internal financial controls to be followed by the Company have been laid down and that the financial controls are adequate and were operating effectively;
- f) that proper systems have been devised to ensure compliance with the provisions of all applicable laws and that such systems were adequate and operating effectively.

Corporate Governance

The Company continues to follow the Business Excellence framework, based on the Malcolm Baldrige Model, for continuous improvement in all spheres of its activities. Your Company works towards continuous improvement in governance practices and processes, in compliance with the statutory requirements.

The Report on Corporate Governance as stipulated under relevant provisions of SEBI LODR forms part of the Annual Report. The requisite Certificate from the Practicing Company Secretary confirming compliance with the conditions of Corporate Governance is attached to the said Report.

Business Responsibility Report

As stipulated under Regulation 34(2)(f) of SEBI LODR, the Business Responsibility Report describing the initiatives taken by the Company from environmental, social and governance perspective is attached as part of the Annual Report.

Contracts and arrangements with Related Parties

All contracts / arrangements / transactions entered by the Company during the FY 2017 with related parties were in the ordinary course of business and on arm's length basis. During the year, the Company had not entered into any contract / arrangement / transaction with related parties which could be considered material in accordance with the policy of the Company on materiality of related party transactions. Since all the related party transactions were in ordinary course of business and at arm's length, hence, Form AOC-2 is not applicable.

The Policy on related party transactions as approved by the Board may be accessed on the Company's website at the link: <http://investor.gmrgroup.in/investors/GIL-Policies.html>. Your Directors draw attention of the members to Note no. 33 to the standalone financial statements which sets out related party disclosures.

Corporate Social Responsibility (CSR)

The Corporate Social Responsibility Committee (CSR Committee) has formulated and recommended to the Board, a Corporate Social Responsibility Policy (CSR Policy) indicating the activities to be undertaken by the Company, which was approved by the Board. The CSR Policy may be accessed on the Company's website at the link: <http://investor.gmrgroup.in/investors/GIL-Policies.html>.

The Company has identified three focus areas towards the community service / CSR activities, which are as under:

- Education
- Health, Hygiene & Sanitation
- Empowerment & Livelihoods

The Company, as per the approved policy, may undertake other need based initiatives in compliance with Schedule VII to the Companies Act, 2013. During the year, the Company was not required to spend any amount on CSR as it did not have any profits. Accordingly, it has not spent any amount on CSR activities, directly. However, the Company, through its subsidiaries/ associate companies, spent an amount of ₹38.27 Crore during the year. The details of such activities carried out with the support of GMR Varalakshmi Foundation (GMRVF), Corporate Social Responsibility arm of the GMR Group, have been highlighted in Business Responsibility Report. The Annual Report on CSR activities is annexed as "Annexure B" to this Report.

Risk Management

The GMR Group's Enterprise Risk Management (ERM) philosophy is "To integrate the process for managing risk across GMR Group and throughout its businesses and lifecycle to enable protection and enhancement of stakeholder value."

With significant changes in business environment over the last couple of years, your Company's businesses face emerging risks that require effective risk management framework and dedicated resources to implement the framework.

Your Company's ERM framework follows the current best practices in order to achieve Company's objectives.

Significant developments during the year under review are as follows:

- Risk assessment was carried out in detail at bid stage for Mopa International Airport (Goa) and Navi Mumbai International Airport. Key Risk Areas were also identified for Kastelli International Airport (Greece). The ERM made a detailed risk assessment on key business assumptions for the bid for enabling informed decision-making;
- ERM also carried out risk analysis for select business operations. The risk management function is also being established at the sectors with expert advice from outsourced partners.
- For the ongoing railway projects under Dedicated Freight Corridor Corporation in UP and the new projects, ERM leads the project risk assessment in coordination with the project teams. The deployment of Project Risk Management (PRM) framework has enabled effective control over project costs.

With rapidly changing business environment, the Group feels the need for a measurable approach to decide the amount of risks it can take in achieving its business objectives. A draft Risk Appetite Framework for the Group is under development and review with an objective to establish thresholds for quantum of risks that the Group can accept. The Physical Risk Benchmarking framework developed earlier, is under implementation at Airport and Energy assets.

Updates on ERM activities are shared on a regular basis with Management Assurance Group (MAG), the Internal Audit function of the Group.

The Company has in place the Risk Management Policy duly approved by the Board of Directors.

A detailed note on risks and concerns affecting the businesses of the Company is provided in MDA.

Internal Financial Controls

The Company has in place adequate internal financial controls with reference to financial statements. These controls were tested and no reportable material weaknesses were observed in the operations of the Company.

Directors and Key Managerial Personnel

During the year under review, Mrs. Vissa Siva Kameswari, Mr. R.S.S.L.N. Bhaskarudu, Mr. N.C. Sarabeswaran, Mr. S. Sandilya, Mr. S. Rajagopal and Mr. C.R. Muralidharan were re-appointed as Independent Directors of the Company for a second term for a period of five years or upto the conclusion of Twenty Fifth Annual General Meeting (AGM) of the Company, whichever is earlier.

During the year under review, Dr. Prakash G. Apte and Mr. V. Santhanaraman ceased to be the Independent Directors with effect from September 14, 2016 consequent upon completion of tenure of their appointment.

Further, Mr. Jayesh Desai was regularized (i.e., as Director from Additional Director) by the members at the 20th AGM of the Company held on September 14, 2016. However, during the year, Mr. Jayesh Desai resigned from the directorship of Company with effect from February 13, 2017.

In accordance with the provisions of the Companies Act, 2013 and the Articles of Association of the Company, Mr. G.M. Rao, Executive Chairman of the Company, retire by rotation at the ensuing Annual General Meeting of the Company and being eligible has offered himself for re-appointment.

Further, the Nomination and Remuneration Committee has recommended the re-appointment of Mr. G.M. Rao, Executive Chairman and Mr. Grandhi Kiran Kumar, Managing Director of the Company, for a further period of 3 years respectively. Subsequently, Board at its meeting held on August 11, 2017 has recommended the said re-appointments.

The brief resume and details of Directors who are to be re-appointed are furnished in the Notice to the ensuing Annual General Meeting.

Annual performance evaluation of the Board, its Committees and individual directors pursuant to the provisions of the Companies Act, 2013 and the corporate governance requirements under SEBI LODR have been carried out. The performance of the Board and its committees was evaluated based on the criteria like composition and structure, effectiveness of processes, information and functioning etc.

The Board and the Nomination and Remuneration Committee reviewed the performance of the individual directors on the basis of the criteria such as the contribution of the individual director to the Board and committee meetings like preparedness on the issues to be discussed, meaningful and constructive contribution and inputs in meetings, etc. In addition, the Chairman was also evaluated on the key aspects of his role.

The Company's Nomination and Remuneration Policy for Directors, Key Managerial Personnel and Senior Management is annexed as "Annexure C" to the Board's Report.

Declaration of independence

The Company has received declarations from all the Independent Directors confirming that they meet the criteria of independence as prescribed both under Section 149(6) of the Companies Act, 2013 and Regulation 16 of SEBI LODR.

Auditors and Auditors' Report

Statutory Auditors

M/s. S. R. Batliboi & Associates LLP, Chartered Accountants, Statutory Auditors of the Company, hold office till the conclusion of the ensuing Annual General Meeting and are eligible for re-appointment. They have confirmed their eligibility to the effect that their re-appointment, if made, would be within the prescribed limits under the Companies Act, 2013 and that they are not disqualified for re-appointment.

In terms of Section 139(1) of Companies Act, 2013 read with Rule 6 of Companies (Audit and Auditors) Rules 2014 (including any amendments thereto), the Board, on recommendation of Audit Committee, has recommended the appointment of M/s. S. R. Batliboi & Associates LLP,

Chartered Accountants as the Statutory Auditors of the Company to hold office from the conclusion of ensuing AGM upto the conclusion of 23rd AGM of the Company.

A resolution proposing appointment of M/s. S. R. Batliboi & Associates LLP, Chartered Accountants as Statutory Auditors of the Company pursuant to Section 139 of the Companies Act, 2013, forms part of the Notice for the ensuing AGM.

Statutory Auditors' Qualification / Comment on the Company's standalone financial statement

GMR Hyderabad Vijayawada Expressways Private Limited (GHVEPL) has been incurring losses since the commencement of its commercial operations. Based on a valuation assessment, a legal opinion and for reasons explained in the said note, the management of the Company believes that no further provision for diminution in the value of investments is considered necessary in the accompanying standalone Ind AS financial results for the quarter and year ended March 31, 2017. We are unable to comment on the final outcome of the matter and its consequential impact on the carrying value of the Company's investment in GHVEPL in the accompanying standalone Ind AS financial results of the Company.

Management's response to the Statutory Auditors' Qualification / Comment on the Company's standalone financial statement

GHVEPL has been incurring losses since the commencement of its commercial operations. The management believes that these losses are primarily due to loss of revenue arising as a result of drop in commercial traffic on account of bifurcation of State of Andhra Pradesh and ban imposed on sand mining in the region. The management of GHVEPL based on its internal assessment and a legal opinion, believes that these events constitute a Change in Law as per the Concession Agreement and GHVEPL is entitled to a claim for losses suffered on account of the aforementioned reasons and accordingly filed its claim of ₹222.79 Crore for the loss of revenue till the year ended March 31, 2016 with NHAI. Subsequently, NHAI rejected the aforementioned claims and consequently GHVEPL invoked dispute resolution process as per the provisions of the Concession Agreement. Subsequently, NHAI has intimated GHVEPL that conciliation has failed and the management of GHVEPL has initiated arbitration proceedings.

GHVEPL has also issued notice of force majeure (Political Event) as per article 34 of the Concession Agreement vide its letter dated June 13, 2016. Based on the preliminary discussions with NHAI, the management is confident that matter will be amicably settled and the loss on account of Change in Law will be received in due course.

The management of GHVEPL is confident that it will be able to claim compensation from the relevant authorities for the loss it suffered due to aforementioned reasons and based on valuation assessment carried out by an external expert, which is significantly dependent on the fructification of the aforesaid claims, believes that the carrying value of its investments in GHVEPL (net of provision for diminution in the value of investments) as at March 31, 2017 is appropriate.

Cost Auditors

Pursuant to Section 148 of the Companies Act, 2013 read with the Companies

(Cost Records and Audit) Amendment Rules, 2014, the cost audit records maintained by the Company in respect of its EPC business is required to be audited.

M/s. Rao, Murthy & Associates, Cost Auditors, have issued cost audit report for FY 2016-17 which does not contain any qualification, reservation or adverse remark.

The Board, on the recommendation of the Audit Committee, has appointed M/s. Rao, Murthy & Associates, Cost Accountants, as cost auditors for conducting the audit of cost records of the Company for the FY 2017-18.

Accordingly, a resolution seeking members' ratification for the remuneration to M/s. Rao, Murthy & Associates, Cost Accountants is included in the Notice convening the ensuing AGM.

Secretarial Auditor

The Board has appointed M/s. V. Sreedharan & Associates, Company Secretaries, a firm of Company Secretaries in Practice, to conduct Secretarial Audit for the FY 2016-17. The Secretarial Audit Report for the FY ended March 31, 2017 is annexed herewith as "Annexure D" to this Report. The Secretarial Audit Report does not contain any qualification, reservation or adverse remark.

Disclosures:

CSR Committee

The CSR Committee comprises of Mr. R.S.S.L.N. Bhaskarudu as Chairman, Mr. B.V.N. Rao and Mr. G.B.S. Raju as members.

Audit Committee

The Audit Committee comprises of Mr. N.C. Sarabeswaran as Chairman, Mr. S. Rajagopal, Mr. R.S.S.L.N. Bhaskarudu and Mrs. Vissa Siwa Kameswari as members.

All the recommendations made by the Audit Committee were accepted by the Board.

Vigil Mechanism

The Company has a vigil mechanism named Whistle Blower Policy, which provides a platform to disclose information, confidentially and without fear of reprisal or victimization, where there is reason to believe that there has been serious malpractice, fraud, impropriety, abuse or wrong doing within the Company. The details of the Whistle Blower Policy is explained in the Corporate Governance Report and also hosted on the website of the Company.

Meetings of the Board

A calendar of Meetings is prepared and circulated in advance to the Directors. During the year, six (6) Board Meetings were convened and held, the details of which are given in the Corporate Governance Report. The intervening gap between the Meetings was within the period prescribed under the Companies Act, 2013.

Particulars of Loans, Guarantees and Investments

Details of Loans/Guarantees given and Investments covered under the provisions of Section 186 of the Companies Act, 2013 are given in the notes to the Financial Statements.

Conservation of energy, technology absorption and foreign exchange earnings and outgo

The information on conservation of energy, technology absorption and foreign exchange earnings and outgo stipulated under Section 134(3)(m) of the Companies Act, 2013 read with Rule 8 of The Companies (Accounts) Rules, 2014, is provided in "Annexure E".

Extract of Annual Return

The details forming part of the extract of the Annual Return in Form MGT-9 is provided in "Annexure F" to this Report.

Particulars of Employees and related disclosures

The information required under Section 197(12) of the Companies Act, 2013 read with Rule 5 of The Companies (Appointment and Remuneration of Managerial Personnel) Rules, 2014 (including amendments thereto), is attached as "Annexure G" to the said Report.

The information required under Rule 5(2) and (3) of The Companies (Appointment and Remuneration of Managerial Personnel) Rules, 2014 (including amendments thereof), is provided in the Annexure forming part of this Report. In terms of the first proviso to Section 136 of the Companies Act, 2013, the Report and Accounts are being sent to the members excluding the aforesaid Annexure. Any member interested in obtaining the same may write to the Company Secretary at the Registered Office of the Company. None of the employees listed in the said Annexure, other than the Executive Chairman and Managing Director, is related to any Director of the Company.

Dividend Distribution Policy

During the year under review, the Board has adopted Dividend Distribution Policy in terms of Regulation 43A of the SEBI LODR. The Dividend Distribution Policy is provided as "Annexure H" and is disclosed on the website of the Company at the link: <http://investor.gmrgroup.in/Investors/GIL-Policies.html>.

Developments in Human Resources and Organization Development

The Company has robust process of human resources development which is described in detail in Management Discussion and Analysis section under the heading "Developments in Human Resources and Organization Development at GMR Group".

Changes in Share capital

There was no change in authorized, issued and paid-up share capital of the Company during the year under review.

Environmental Protection and Sustainability

Since inception, sustainability has remained at the core of our business strategy. Besides economic performance, safe operations, environment conservation and social well-being have always been at the core of our philosophy of sustainable business. The details of initiatives/activities on environmental protection and sustainability are described in Business Responsibility Report forming part of Annual Report.

Events subsequent to the date of financial statements

There are no material changes and commitments affecting financial position of the Company between March 31, 2017 and Board's Report dated August 11, 2017.

Change in the nature of business, if any

There is no change in the nature of business of the Company.

Significant and Material Orders passed by the Regulators

There are no significant and material orders passed by the Regulators or courts or tribunals impacting the going concern status and company's operations in future.

Deposits

During the year under review, the Company has not accepted any deposits from the public.

Disclosure under the Sexual Harassment of Women at Workplace (Prevention, Prohibition and Redressal) Act, 2013

Your Company has in place an Anti-Sexual Harassment Policy in line with the requirements of The Sexual Harassment of Women at the Workplace (Prevention, Prohibition and Redressal) Act, 2013. An Internal Complaints Committee (ICC) has been set up to address complaints received regarding sexual harassment. All employees (permanent, contractual, temporary, trainees) are covered under this Policy.

The following is a summary of sexual harassment complaints received and disposed of during the FY ended March 31, 2017:

Number of complaints received	:	NIL
Number of complaints disposed of	:	NIL

Acknowledgements

Your Directors thank the lenders, banks, financial institutions, business associates, customers, Government of India, State Governments in India, regulatory and statutory authorities, shareholders and the society at large for their valuable support and co-operation. Your Directors also thank the employees of the Company and its subsidiaries for their continued contribution, commitment and dedication.

For and on behalf of the Board

Sd/-

Place: New Delhi

G.M. Rao

Date: August 11, 2017

Executive Chairman

ANNEXURE 'A' TO THE BOARD'S REPORT
Form No. AOC - 1

"(Pursuant to First proviso to sub-section (3) of section 129 of the Companies Act, 2013 read with Rule 5 of the Companies (Accounts) Rules, 2014)"
Statement containing salient features of the financial statement of subsidiaries / associate companies / joint ventures

Part 'A': Subsidiaries

(₹ in crore)

S. No	Name of the Subsidiary	Reporting period	Date since when subsidiary was acquired	Reporting currency	Capital	Other equity / Reserves	Total Assets	Total Liabilities	Investments*	Turnover (Revenue from Operations)	Profit before taxation	Provision for taxation	Profit after taxation	Total comprehensive income	Proposed dividend	% of shareholding ^a	Turnover net of eliminations (Revenue from Operations)	% performance of the company to total revenue
1	GMR Krishnagiri SEZ Limited #	April 01, 2016 - March 31, 2017	28.09.2007	INR	11750	3.38	530.77	409.89	-	0.00	(2.37)	0.00	(2.37)	(2.37)	-	100.00%	-	0.00%
2	GMR Aviation Private Limited	April 01, 2016 - March 31, 2017	28.05.2007	INR	244.08	(99.99)	197.24	53.15	-	51.55	(2.65)	-	(2.65)	(3.05)	-	100.00%	33.39	0.34%
3	GMR SEZ & Port Holdings Limited (formerly known as GMR SEZ & Port Holdings Private Limited) #	April 01, 2016 - March 31, 2017	31.03.2008	INR	4799	311.61	693.45	333.85	-	-	(3.73)	(0.06)	(3.66)	(3.66)	-	100.00%	5.38	0.06%
4	Adivka Properties Private Limited #	April 01, 2016 - March 31, 2017	31.03.2009	INR	1.00	(0.07)	7.03	6.10	-	-	(0.02)	-	(0.02)	(0.02)	-	100.00%	-	0.00%
5	Aklima Properties Private Limited #	April 01, 2016 - March 31, 2017	31.03.2009	INR	1.00	(0.07)	4.17	3.24	-	-	(0.02)	(0.00)	(0.02)	(0.02)	-	100.00%	-	0.00%
6	Amarjya Properties Private Limited #	April 01, 2016 - March 31, 2017	31.03.2009	INR	1.00	0.08	7.65	6.57	-	-	(0.02)	-	(0.02)	(0.02)	-	100.00%	-	0.00%
7	Baruni Properties Private Limited #	April 01, 2016 - March 31, 2017	31.03.2009	INR	1.00	(0.08)	6.06	5.14	-	-	(0.03)	-	(0.03)	(0.03)	-	100.00%	-	0.00%
8	Bougainvillea Properties Private Limited #	April 01, 2016 - March 31, 2017	07.07.2009	INR	1.00	0.75	5.90	4.15	-	-	(0.01)	-	(0.01)	(0.01)	-	100.00%	-	0.00%
9	Camelia Properties Private Limited #	April 01, 2016 - March 31, 2017	31.03.2009	INR	1.00	(0.54)	5.97	5.50	-	-	(0.01)	-	(0.01)	(0.01)	-	100.00%	-	0.00%
10	Deepesh Properties Private Limited #	April 01, 2016 - March 31, 2017	11.06.2010	INR	1.00	1.74	13.74	11.00	-	-	(0.04)	(0.00)	(0.04)	(0.04)	-	100.00%	-	0.00%
11	Ela Properties Private Limited #	April 01, 2016 - March 31, 2017	31.03.2009	INR	1.00	(0.07)	8.45	7.52	-	-	(0.01)	-	(0.01)	(0.01)	-	100.00%	-	0.00%
12	Gerbera Properties Private Limited #	April 01, 2016 - March 31, 2017	31.03.2009	INR	1.00	(0.37)	6.73	6.10	-	-	(0.02)	-	(0.02)	(0.02)	-	100.00%	-	0.00%
13	Lakshmi Priya Properties Private Limited #	April 01, 2016 - March 31, 2017	31.03.2009	INR	1.00	(0.07)	6.99	6.06	-	-	(0.01)	-	(0.01)	(0.01)	-	100.00%	-	0.00%
14	Larkspur Properties Private Limited #	April 01, 2016 - March 31, 2017	01.02.2011	INR	1.00	0.53	6.34	4.81	-	-	0.04	0.01	0.03	0.03	-	100.00%	-	0.00%
15	Honeysuckle Properties Private Limited #	April 01, 2016 - March 31, 2017	31.03.2009	INR	1.00	0.25	9.62	8.38	-	-	(0.02)	(0.00)	(0.02)	(0.02)	-	100.00%	-	0.00%
16	Idlika Properties Private Limited #	April 01, 2016 - March 31, 2017	31.03.2009	INR	1.00	(0.07)	6.34	5.41	-	-	(0.02)	-	(0.02)	(0.02)	-	100.00%	-	0.00%
17	Krishnapriya Properties Private Limited #	April 01, 2016 - March 31, 2017	31.03.2009	INR	1.00	(0.13)	6.46	5.59	-	-	(0.04)	-	(0.04)	(0.04)	-	100.00%	-	0.00%
18	Nadira Properties Private Limited #	April 01, 2016 - March 31, 2017	31.03.2009	INR	1.00	0.15	5.00	3.85	-	-	0.33	0.06	0.26	0.26	-	100.00%	-	0.00%
19	Prakalpa Properties Private Limited #	April 01, 2016 - March 31, 2017	31.03.2009	INR	1.00	(0.19)	6.40	5.59	-	-	0.05	0.01	0.04	0.04	-	100.00%	-	0.00%
20	Purnachandra Properties Private Limited #	April 01, 2016 - March 31, 2017	31.03.2009	INR	1.00	(0.18)	7.61	6.79	-	-	(0.03)	-	(0.03)	(0.03)	-	100.00%	-	0.00%
21	Padmapriya Properties Private Limited #	April 01, 2016 - March 31, 2017	11.06.2010	INR	1.00	(0.52)	20.43	19.95	-	0.80	(0.91)	(0.00)	(0.91)	(0.91)	-	100.00%	-	0.00%

(₹ in crore)

S. No	Name of the Subsidiary	Reporting period	Date since when subsidiary was acquired	Report- ing cur- rency	Capital	Other equity / Reserves	Total Assets	Total Liabilities	invest- ments*	Turnover (Revenue from Opera- tions)	Profit before taxation	Provi- sion for taxa- tion	Profit after taxation	Total com- prehensive income	Proposed dividend	% of share- holdings ^a	Turnover net of elim- inations (Revenue from Oper- ations)	% perfor- mance of the compa- ny to total revenue
22	Pranesh Properties Private Limited #	April 01, 2016 - March 31, 2017	27.06.2011	INR	1.00	(0.10)	7.21	6.31	-	-	(0.02)	-	(0.02)	(0.02)	-	100.00%	-	0.00%
23	Radhapriya Properties Private Limited #	April 01, 2016 - March 31, 2017	01.11.2011	INR	1.00	(0.09)	16.65	15.73	-	-	(0.04)	-	(0.04)	(0.04)	-	100.00%	-	0.00%
24	Shreyadria Properties Private Limited #	April 01, 2016 - March 31, 2017	31.03.2009	INR	1.00	(0.11)	7.98	7.09	-	-	(0.03)	(0.00)	(0.03)	(0.03)	-	100.00%	-	0.00%
25	Sreepa Properties Private Limited #	April 01, 2016 - March 31, 2017	31.03.2009	INR	1.00	(0.01)	6.43	5.44	-	-	(0.04)	0.00	(0.04)	(0.04)	-	100.00%	-	0.00%
26	Asteria Real Estates Private Limited #	April 01, 2016 - March 31, 2017	28.04.2012	INR	0.03	(0.07)	4.97	5.01	-	-	(0.01)	-	(0.01)	(0.01)	-	100.00%	-	0.00%
27	Lantana Properties Private Limited (formerly known as GMR Hosur Industrial City Private Limited) #	April 01, 2016 - March 31, 2017	28.08.2012	INR	0.01	(0.47)	9.34	9.80	-	-	(0.43)	-	(0.43)	(0.43)	-	100.00%	-	0.00%
28	Namitha Real Estates Private Limited #	April 01, 2016 - March 31, 2017	27.03.2014	INR	0.01	(1.25)	13.24	14.48	-	-	(0.12)	-	(0.12)	(0.12)	-	100.00%	-	0.00%
29	Honeyflower Estates Private Limited #	April 01, 2016 - March 31, 2017	27.03.2014	INR	4.76	29.52	40.72	6.44	-	4.57	2.47	0.25	2.22	2.22	-	100.00%	-	0.00%
30	GMR Hosur EMC Limited #	April 01, 2016 - March 31, 2017	05.03.2014	INR	0.45	0.12	5.95	5.38	-	-	(0.26)	-	(0.26)	(0.26)	-	100.00%	-	0.00%
31	East Godavari Power Distribution Company Private Limited #	April 01, 2016 - March 31, 2017	15.07.2014	INR	0.01	(0.01)	0.00	0.00	-	-	(0.01)	-	(0.01)	(0.01)	-	100.00%	-	0.00%
32	Suzone Properties Private Limited #	April 01, 2016 - March 31, 2017	15.07.2014	INR	0.01	(0.54)	12.15	12.69	-	-	(0.50)	-	(0.50)	(0.50)	-	100.00%	-	0.00%
33	Lulliam Properties Private Limited #	April 01, 2016 - March 31, 2017	15.07.2014	INR	0.01	(0.38)	7.27	7.64	-	-	(0.36)	-	(0.36)	(0.36)	-	100.00%	-	0.00%
34	GMR Utilities Private Limited #	April 01, 2016 - March 31, 2017	08.12.2014	INR	0.01	(0.01)	0.00	0.00	-	-	(0.00)	-	(0.00)	(0.00)	-	100.00%	-	0.00%
35	GMR Corporate Affairs Private Limited	April 01, 2016 - March 31, 2017	22.12.2006	INR	5.00	(5.64)	89.02	89.66	33.55	1.51	(11.85)	(1.74)	(10.11)	(10.11)	-	100.00%	1.47	0.02%
36	GMR Hospitality and Retail Limited (formerly known as GMR Hotels and Resorts Limited)	April 01, 2016 - March 31, 2017	08.09.2008	INR	109.66	(126.54)	194.12	211.00	4.54	167.47	(4.72)	(1.71)	(3.01)	(2.98)	-	100.00%	166.58	1.71%
37	Kakinada SEZ Limited (formerly known as Kakinada SEZ Private Limited) #	April 01, 2016 - March 31, 2017	15.01.2011	INR	93.99	(9.96)	2,01,997	1,93,593	-	2.11	(5.73)	-	(5.73)	(5.72)	-	51.00%	2.28	0.02%
38	Dhruvi Securities Private Limited	April 01, 2016 - March 31, 2017	23.02.2010	INR	168.06	173.97	955.76	613.74	0.01	45.05	7.55	(0.45)	8.01	8.01	-	100.00%	30.36	0.31%
39	GMR Business Process and Services Private Limited	April 01, 2016 - March 31, 2017	19.08.2011	INR	0.01	(6.95)	15.94	22.89	12.12	0.25	(6.39)	-	(6.39)	(6.39)	-	100.00%	0.25	0.00%
40	GMR Airport Developers Limited	April 01, 2016 - March 31, 2017	22.01.2011	INR	5.10	43.51	144.49	95.88	5.00	66.63	4.34	0.73	3.60	3.29	-	100.00%	2.09	0.02%
41	Raxa Security Services Limited	April 01, 2016 - March 31, 2017	20.10.2015	INR	36.44	13.50	170.89	120.95	-	137.63	1.90	(3.15)	5.05	2.56	-	100.00%	71.34	0.73%
42	GMR Hyderabad International Airport Limited	April 01, 2016 - March 31, 2017	29.10.2003	INR	378.00	307.99	3,39,397	2,70,798	354.43	1,10,540	585.75	150.96	434.79	434.34	-	63.00%	1,04,003	10.65%
43	Hyderabad Airport Security Services Limited #	April 01, 2016 - March 31, 2017	20.07.2007	INR	12.50	0.71	13.34	0.13	0.34	-	0.02	0.00	0.02	0.02	-	100.00%	-	0.00%

S. No	Name of the Subsidiary	Reporting period	Date since when subsidiary was acquired	Report- ing cur- rency	Capital	Other equity / Reserves	Total Assets	Total Lia- bilities	Invest- ments*	Turnover (Revenue from Opera- tions)	Profit before taxation	Provi- sion for taxa- tion	Profit after taxation	Total com- prehensive income	Proposed dividend	% of share- holding ^a	Turnover net of elim- inations (Revenue from Opera- tions)	% perfor- mance of the compa- ny to total revenue
44	GMR Aerosturcture Services Limited (formerly known as GMR Hyderabad Airport Resource Management Limited) #	April 01, 2016 - March 31, 2017	18.07.2007	INR	0.05	(0.07)	0.02	0.03	-	-	(0.00)	0.00	(0.01)	(0.01)	-	100.00%	-	0.00%
45	GMR Hyderabad Aerotropolis Limited	April 01, 2016 - March 31, 2017	18.07.2007	INR	57.50	(3.63)	77.04	23.17	-	0.81	(0.33)	0.07	(0.40)	(0.40)	-	100.00%	0.97	0.01%
46	Hyderabad Menzies Air Cargo Private Limited	April 01, 2016 - March 31, 2017	07.02.2007	INR	19.04	68.88	112.89	24.97	20.17	89.05	26.72	5.70	21.02	20.95	-	51.00%	86.77	0.89%
47	GMR Hyderabad Aviation SEZ Limited	April 01, 2016 - March 31, 2017	04.12.2007	INR	51.60	7.92	147.37	87.85	7.86	13.62	(3.31)	1.88	(5.19)	(5.19)	-	100.00%	9.84	0.10%
48	Gateways for India Airports Private Limited	April 01, 2016 - March 31, 2017	12.01.2005	INR	0.01	2.33	2.98	0.64	2.68	-	0.18	0.05	0.13	0.13	-	86.49%	-	0.00%
49	Delhi International Airport Limited	April 01, 2016 - March 31, 2017	19.04.2006	INR	2,450.00	558.65	11,967.00	8,958.35	2,184.38	5,624.23	1,126.46	540.50	585.96	568.39	-	64.00%	5,599.17	57.32%
50	Delhi Aerotropolis Private Limited #	April 01, 2016 - March 31, 2017	22.05.2007	INR	0.10	(0.16)	0.10	0.15	-	-	(0.00)	-	(0.00)	(0.00)	-	100.00%	-	0.00%
51	Delhi Airport Parking Services Private Limited	April 01, 2016 - March 31, 2017	03.03.2010	INR	81.44	11.00	224.34	131.90	24.07	90.10	17.11	6.93	10.18	10.09	-	90.00%	90.05	0.92%
52	GMR Hyderabad Airport Power Distribution Limited #	April 01, 2016 - March 31, 2017	18.09.2012	INR	0.05	(0.02)	0.03	0.00	-	-	(0.00)	-	(0.00)	(0.00)	-	100.00%	-	0.00%
53	GMR Aero Technic Limited	April 01, 2016 - March 31, 2017	12.12.2014	INR	25.00	(198.46)	64.49	237.95	-	58.00	(54.33)	(15.16)	(39.18)	(39.11)	-	100.00%	28.01	0.29%
54	GMR Aerospace Engineering Limited	April 01, 2016 - March 31, 2017	12.12.2014	INR	292.90	4.52	596.80	299.38	-	299.00	(2.94)	-	(2.94)	(2.94)	-	100.00%	299.00	0.31%
55	GMR Airports Limited	April 01, 2016 - March 31, 2017	31.03.2009	INR	350.87	1,738.98	2,515.61	425.76	6.55	132.59	50.47	16.47	34.00	33.86	0.00	97.15%	117.05	1.20%
56	GMR Power Corporation Limited	April 01, 2016 - March 31, 2017	30.03.2004	INR	247.50	21.63	861.81	592.68	2.28	-	(374.73)	(7.82)	(366.91)	(366.92)	-	51.00%	-	0.00%
57	GMR Energy Trading Limited	April 01, 2016 - March 31, 2017	09.03.2010	INR	74.00	10.97	584.21	499.24	-	1,446.87	5.64	1.21	4.43	4.41	-	100.00%	1,044.88	10.70%
58	GMR Coastal Energy Private Limited #	April 01, 2016 - March 31, 2017	24.07.2008	INR	0.01	(0.13)	3.08	3.20	-	-	(0.21)	(0.06)	(0.15)	(0.15)	-	100.00%	-	0.00%
59	GMR Londa Hydropower Private Limited #	April 01, 2016 - March 31, 2017	11.11.2008	INR	0.01	(5.01)	59.78	64.79	-	-	(4.55)	-	(4.55)	(4.55)	-	100.00%	-	0.00%
60	GMR Kaknada Energy Private Limited #	April 01, 2016 - March 31, 2017	02.06.2010	INR	0.01	(0.08)	0.78	0.85	-	-	(0.02)	-	(0.02)	(0.02)	-	100.00%	-	0.00%
61	SIK Powergen Limited #	April 01, 2016 - March 31, 2017	14.12.2009	INR	0.50	(254.93)	212.58	467.01	-	-	(20.52)	-	(20.52)	(20.52)	-	70.00%	-	0.00%
62	GMR Genco Assets Limited (formerly known as GMR Hosur Energy Limited) #	April 01, 2016 - March 31, 2017	22.07.2010	INR	0.05	(4.73)	17.60	22.28	-	-	(6.62)	(0.82)	(5.80)	(5.80)	-	100.00%	-	0.00%
63	GMR Generation Assets Limited (formerly known as GMR Renewable Energy Limited)	April 01, 2016 - March 31, 2017	03.12.2010	INR	6,323.25	(79.19)	7,554.10	1,310.04	0.91	2.13	(6,479.7)	(92.45)	(555.52)	(555.52)	-	100.00%	1.55	0.02%
64	GMR Power Infra Limited	April 01, 2016 - March 31, 2017	25.02.2011	INR	1.70	(3.93)	15.76	17.98	-	0.89	(1.77)	-	(1.77)	(1.77)	-	100.00%	0.68	0.01%
65	GMR Tambaram Tindivanam Expressways Limited	April 01, 2016 - March 31, 2017	16.05.2002	INR	1.00	207.53	461.92	253.39	-	53.88	25.28	3.22	22.05	21.94	-	100.00%	53.88	0.55%
66	GMR Tuni Anakapalli Expressways Limited	April 01, 2016 - March 31, 2017	16.05.2002	INR	1.00	105.60	271.93	165.33	-	42.95	23.84	3.61	20.23	20.11	-	100.00%	42.95	0.44%
67	GMR Ambala Chandigarh Express- ways Private Limited	April 01, 2016 - March 31, 2017	09.09.2005	INR	98.24	(134.75)	48.779	524.30	0.66	41.55	(42.78)	-	(42.78)	(42.77)	-	100.00%	41.55	0.43%

S. No	Name of the Subsidiary	Reporting period	Date since when subsidiary was acquired	Reporting currency	Capital	Other equity / Reserves	Total Assets	Total Liabilities	Investments*	Turnover (Revenue from Operations)	Profit before taxation	Provision for taxation	Profit after taxation	Total comprehensive income	Proposed dividend	% of shareholding	Turnover net of eliminations (Revenue from Operations)	% performance of the company to total revenue
68	GMR Pochampalli Expressways Limited	April 01, 2016 - March 31, 2017	18.11.2005	INR	138.00	69.18	729.65	522.47	66.32	8090	21.26	3.75	1751	1752	-	100.00%	8090	0.83%
69	GMR Highways Limited	April 01, 2016 - March 31, 2017	08.01.2009	INR	1,852.93	(751.51)	1,865.42	764.00	0.55	9071	(663.78)	(178.47)	(485.31)	(485.30)	-	100.00%	11.41	0.12%
70	GMR Hyderabad Vijayawada Expressways Private Limited	April 01, 2016 - March 31, 2017	31.07.2009	INR	5.00	(151.18)	2,182.59	2,328.76	-	227.02	(174.52)	-	(174.52)	(174.52)	-	90.00%	227.02	2.32%
71	GMR Chennai Outer Ring Road Private Limited	April 01, 2016 - March 31, 2017	26.03.2010	INR	30.00	76.15	862.69	756.54	-	107.28	(6.01)	4.92	(10.93)	(10.97)	-	90.00%	107.28	1.10%
72	GMR Kishangarh Udaipur Ahmedabad Expressways Limited	April 01, 2016 - March 31, 2017	24.11.2011	INR	140.00	(8.75)	331.47	200.22	-	-	(468.01)	0.01	(468.02)	(468.02)	-	100.00%	-	0.00%
73	GMR Infrastructure (Global) Limited (b)	April 01, 2016 - March 31, 2017	28.05.2008	USD	898.28	61.77	961.07	1.02	-	-	(0.07)	-	(0.07)	(0.07)	-	100.00%	-	0.00%
74	GMR Infrastructure (Cyprus) Limited (b)	April 01, 2016 - March 31, 2017	19.11.2007	USD	0.05	(25.52)	232.50	257.96	-	-	(844.06)	2.19	(846.26)	(846.26)	-	100.00%	-	0.00%
75	GMR Energy (Global) Limited (b)	April 01, 2016 - March 31, 2017	27.05.2008	USD	960.72	(960.67)	0.24	0.19	-	-	(0.13)	-	(0.13)	(0.13)	-	100.00%	-	0.00%
76	GMR Infrastructure Overseas Limited, Malta (d)	April 01, 2016 - March 31, 2017	27.03.2013	EUR	0.02	668.66	678.32	9.64	-	-	(1.52)	-	(1.52)	(1.52)	-	99.97%	-	0.00%
77	GMR Infrastructure (Mauritius) Limited (b)	April 01, 2016 - March 31, 2017	18.12.2007	USD	2,102.81	(206.36)	2,765.69	869.24	-	-	12.32	-	12.32	12.32	-	100.00%	0.30	0.00%
78	GMR Infrastructure (UK) Limited (e)	April 01, 2016 - March 31, 2017	03.03.2008	GBP	40.53	(37.64)	4.93	2.03	-	-	(8.05)	-	(8.05)	(8.05)	-	100.00%	-	0.00%
79	GADL (Mauritius) Limited (b)	April 01, 2016 - March 31, 2017	22.01.2011	USD	1.08	(0.82)	0.34	0.08	-	-	(0.17)	-	(0.17)	(0.17)	-	100.00%	-	0.00%
80	GADL International Limited (i)	April 01, 2016 - December 31, 2016	25.01.2011	USD	0.17	(25.36)	298.91	324.10	34.73	-	0.98	-	0.98	1.00	-	100.00%	-	0.00%
81	GMR Infrastructure (Overseas) Limited (b)	April 01, 2016 - March 31, 2017	23.06.2010	USD	0.00	559.29	945.72	386.43	-	-	(6.28)	-	(6.28)	(6.28)	-	100.00%	-	0.00%
82	GMR Male International Airport Private Limited (i)	April 01, 2016 - December 31, 2016	09.08.2010	USD	206.41	490.67	744.44	47.36	-	-	532.84	-	532.84	532.84	-	77.00%	-	0.00%
83	GMR Energy (Cyprus) Limited (b)	April 01, 2016 - March 31, 2017	26.08.2008	USD	0.03	2.63	356.32	353.66	-	-	(0.22)	-	(0.22)	(0.22)	-	100.00%	-	0.00%
84	GMR Energy (Netherlands) BV (b)	April 01, 2016 - March 31, 2017	27.10.2008	USD	0.16	267.73	761.49	493.61	-	-	(3.89)	-	(3.89)	(3.89)	-	100.00%	-	0.00%
85	PT Unsooc (C) #	April 01, 2016 - March 31, 2017	04.08.2009	INR	0.49	0.11	0.60	0.00	-	-	0.00	-	0.00	0.00	-	100.00%	-	0.00%
86	PT Dwikarya Sejahtera Utama (b) #	April 01, 2016 - March 31, 2017	24.02.2009	USD	0.71	11.98	546.34	533.64	-	-	(0.56)	0.04	(0.61)	(0.61)	-	100.00%	-	0.00%
87	PT Duta Sarana Internusa (b) #	April 01, 2016 - March 31, 2017	24.02.2009	USD	0.88	(31.15)	546.63	576.90	-	-	(0.55)	(0.01)	(0.54)	(0.50)	-	100.00%	-	0.00%
88	PT Barasentosa Lestari (b) #	April 01, 2016 - March 31, 2017	24.02.2009	USD	6.41	(24.94)	546.27	564.80	-	-	(2.51)	(0.01)	(2.50)	(2.46)	-	100.00%	-	0.00%
89	GMR Infrastructure (Singapore) Pte Limited (b)	April 01, 2016 - March 31, 2017	10.02.2009	USD	360.73	2,241.96	3,285.25	682.57	1.51	459.35	(4.33)	(0.06)	(4.27)	(4.27)	-	100.00%	459.35	4.70%
90	GMR Energy Projects (Mauritius) Limited (b)	April 01, 2016 - March 31, 2017	23.12.2010	INR	0.07	(926.74)	969.58	1,896.25	-	-	(938.71)	-	(938.71)	(938.71)	-	100.00%	-	0.00%
91	GMR Coal Resources Pte Limited (b)	April 01, 2016 - March 31, 2017	04.06.2010	INR	660.40	(770.57)	3,329.66	3,439.84	-	-	(155.51)	3.31	(158.82)	(158.82)	-	100.00%	-	0.00%
92	GMR Airports (Mauritius) Limited (b)	April 01, 2016 - March 31, 2017	21.01.2013	INR	0.98	2.65	13.17	9.54	-	-	8.76	-	8.76	8.76	-	100.00%	-	0.00%

S. No	Name of this Subsidiary	Reporting period	Date since when subsidiary was acquired	Report- ing cur- rency	Capital	Other equity / Reserves	Total Assets	Total Lia- bilities	Invest- ments*	Turnover (Revenue from Opera- tions)	Profit before taxation	Provi- sion for taxa- tion	Profit after taxation	Total com- prehensive income	Proposed dividend	% of share- holding ^g	Turnover net of elim- inations (Revenue from Opera- tions)	% perfor- mance of the compa- ny to total revenue
93	Indo Tausch Trading DMCC (b) #	April 01, 2016 - December 31, 2016	2003.2016	USD	1.89	(0.27)	1.85	0.23	-	-	(0.26)	-	(0.26)	(0.26)	-	100.00%	-	0.00%
94	Kakinada Gateway Port Limited	July 13, 2016 - March 31, 2017	13.07.2016	INR	0.01	(0.00)	0.01	0.00	-	-	(0.00)	-	(0.00)	(0.00)	-	99.00%	-	0.00%
95	GMR SEZ Infra Services Limited	May 20, 2016 - March 31, 2017	20.05.2016	INR	0.05	(0.01)	0.05	0.01	0.04	-	(0.01)	-	(0.01)	(0.01)	-	100.00%	-	0.00%
96	GMR Infra Developers Limited	February 27, 2017 - March 31, 2017	27.02.2017	INR	0.05	(0.00)	0.05	0.00	-	-	(0.00)	-	(0.00)	(0.00)	-	100.00%	-	0.00%
97	GMR Goa International Airport Limited	October 14, 2016 - March 31, 2017	14.10.2016	INR	9.50	(1.27)	14.92	6.69	1.18	-	(1.24)	0.03	(1.27)	(1.27)	-	99.99%	-	0.00%

Notes:

1. The annual accounts of the Subsidiary Companies and the related detailed information will be made available to the members of the Company seeking such information at any point of time. The annual accounts of the subsidiary companies will also be kept for inspection by any member in the registered office of the Company.
- 2 * Investments except investment in Subsidiaries.
3. Details of reporting currency and the rate used in the preparation of consolidated financial statements.

Reporting Currency Reference	For Conversion		
	Currency	Average Rate (in ₹)	Closing Rate (in ₹)
a	NPR	1.63	1.63
b	USD	67.87	65.60
c	IDR	0.005	0.005
d	Euro	73.81	70.36
e	GBP	88.45	82.33
f	SGD	48.64	47.11
g	CAD	51.21	49.32
h	PHP	1.40	1.29
i	USD@	6773	68.69

4. # indicates the names of subsidiaries which are yet to commence operations.

5. Names of subsidiaries which have been liquidated or sold during the year:

- Axavali Transmission Service Company Limited
- Maru Transmission Service Company Limited
- GMR Airports Global Limited
- GMR Hyderabad Multi Product SEZ Limited
- GMR Airport Handling Services Company Limited
- GMR Highways Projects Private Limited

6. @ Rates as at December 31, 2016.

7. Hyderabad Duty Free Retail Limited is merged with GMR Hospitality and Retail Limited (formerly known as GMR Hotels and Resorts Limited).

g % of effective shareholding provided in Section III of Annexure - F to the Board's Report.

Part "B": Associates and Joint Ventures

"Statement pursuant to Section 129 (3) of the Companies Act, 2013 related to Associate Companies and Joint Ventures"

S No	Name of Associates/Joint Ventures	Latest audited Balance sheet date	Date on which the Associate or Joint Venture was associated or acquired	Shares of Associate/Joint Ventures held by the company on the year end		Description of how there is significant influence	Reason why the associate/joint venture is not consolidated	Networth attributable to Shareholding as per latest audited Balance Sheet	Profit / (Loss) for the year		OCI for the year	
				Number in crore	Amount of investment in Associates/Joint Venture (₹ in crore)				Extend of Holding %	Considered in Consolidation	Not considered in Consolidation	Considered in Consolidation
Associates												
1	GMR Chhattisgarh Energy Limited	March 31, 2017	21.02.2017	272.05	3,368.00	47.62%	NA	2,120.99	(1,918.44)	-	(0.46)	-
2	GMR Rajahmundry Energy Limited	March 31, 2017	12.05.2016	115.70	1,157.00	45.00%	NA	837.24	(73.52)	-	-	-
3	GMR Mining & Energy Private Limited #	March 31, 2017	21.02.2017	0.01	0.05	100.00%	NA	(1.05)	(0.19)	-	-	-
4	GMR OSE Hungund Hospet Highways Private Limited	March 31, 2017	23.03.2016	8.28	82.82	36.01%	No Beneficial Ownership	6.04	-	(19.22)	-	0.01
5	East Delhi Waste Processing Company Private Limited	March 31, 2017	23.10.2013	0.00	0.01	48.99%	Share ownership is deemed to be an associate company	97.25	-	45.60	-	-
Joint Ventures												
1	GMR Energy Limited	March 31, 2017	04.11.2016	186.59	5,369.98	51.73%	NA	2,464.20	(379.27)	-	0.03	-
2	GMR Vemagiri Power Generation Limited	March 31, 2017	04.11.2016	2745	295.90	100.00%	NA	1,625.66	(111.82)	-	(0.09)	-
3	GMR (Badrinath) Hydro Power Generation Private Limited #	March 31, 2017	04.11.2016	0.50	5.00	100.00%	NA	(128.93)	(22.75)	-	0.01	-
4	GMR Maharashtra Energy Limited #	March 31, 2017	04.11.2016	0.01	0.05	99.80%	NA	(0.08)	(0.67)	-	-	-
5	GMR Consulting Services Limited	March 31, 2017	04.11.2016	0.01	0.05	99.80%	NA	(0.71)	(2.72)	-	(0.18)	-
6	GMR Bajaj Holi Hydro Power Private Limited #	March 31, 2017	04.11.2016	36.41	364.10	100.00%	NA	465.93	(1.20)	-	-	-
7	GMR Warora Energy Limited (formerly EMCO Energy Limited)	March 31, 2017	04.11.2016	87.00	998.75	100.00%	NA	106.30	14.30	-	(0.03)	-
8	GMR Bundelkhand Energy Private Limited #	March 31, 2017	04.11.2016	0.00	0.01	100.00%	NA	(4.14)	(2.15)	-	-	-
9	GMR Rajam Solar Power Private Limited (Formerly GMR Uttar Pradesh Energy Pvt. Ltd.)	March 31, 2017	04.11.2016	0.00	0.01	100.00%	NA	(0.62)	(0.88)	-	-	-
10	GMR Gujarat Solar Power Limited	March 31, 2017	04.11.2016	736	73.60	100.00%	NA	6.74	(13.37)	-	-	-
11	GMR Indo-Nepal Energy Links Limited #	March 31, 2017	04.11.2016	0.01	0.05	100.00%	NA	0.05	(0.02)	-	-	-
12	GMR Indo-Nepal Power Corridors Limited #	March 31, 2017	04.11.2016	0.01	0.05	100.00%	NA	0.08	(0.02)	-	-	-
13	GMR Energy (Mauritius) Limited (b)	March 31, 2017	04.11.2016	0.00	-	100.00%	NA	(0.16)	16.79	-	-	-
14	GMR Lion Energy Limited (b)	March 31, 2017	04.11.2016	0.29	19.30	100.00%	NA	59.25	(1.10)	-	-	-
15	Himtal Hydro Power Co. (P) Limited (a) #	March 31, 2017	04.11.2016	0.16	31.79	82.00%	NA	23.40	(0.02)	-	-	-
16	GMR Upper Karnali Hydro Power Limited (a) #	March 31, 2017	04.11.2016	0.11	0.95	73.00%	NA	30.06	(0.07)	-	-	-
17	Karnali Transmission Company Private Limited (a) #	March 31, 2017	04.11.2016	0.00	0.30	100.00%	NA	2.73	(0.01)	-	-	-
18	Marsyangdi Transmission Co. Pvt. Limited (a) #	March 31, 2017	04.11.2016	0.00	0.30	100.00%	NA	2.74	(0.01)	-	-	-
19	GMR Kamalanga Energy Limited	March 31, 2017	28.12.2007	187.84	1,887.67	87.42%	NA	548.50	(260.57)	-	(0.27)	-
20	Delhi Aviation Services Private Limited	March 31, 2017	30.07.2010	1.25	12.50	50.00%	NA	19.65	2.73	-	(0.00)	-
21	Travel Food Services (Delhi T3) Private Limited	March 31, 2017	23.06.2010	0.56	5.60	40.00%	NA	3.70	(0.17)	-	(0.00)	-
22	Delhi Aviation Fuel Facility Private Limited	March 31, 2017	08.01.2010	4.26	42.64	26.00%	NA	50.84	9.97	-	(0.00)	-
23	Celebi Delhi Cargo Terminal Management India Private Limited	March 31, 2017	24.08.2009	2.91	29.12	26.00%	NA	48.77	2.49	-	(0.01)	-
24	TIM Delhi Airport Advertising Private Limited	March 31, 2017	09.07.2010	0.92	9.22	49.90%	NA	33.10	14.12	-	(0.04)	-
25	Wipro Airport IT Services Limited	March 31, 2017	29.01.2010	0.13	1.30	26.00%	NA	3.46	1.00	-	(0.00)	-
26	Delhi Duty Free Services Private Limited	March 31, 2017	07.06.2013	5.35	135.16	66.93%	NA	152.44	60.70	-	(0.37)	-

S No	Name of Associates/Joint Ventures	Latest audited Balance sheet date	Date on which the Associate or Joint Venture was associated or acquired	Shares of Associate/Joint Ventures held by the company on the year end			Description of how there is significant influence	Reason why the associate/joint venture is not consolidated	Network attributable to Shareholding as per latest audited Balance Sheet	Profit / (Loss) for the year (₹ in crore)		OCI for the year (₹ in crore)	
				Number in crore	Amount of investment in Associates/Joint Venture (₹ in crore)	% Extend of Holding				Considered in Consolidation	Not considered in Consolidation	Considered in Consolidation	Not considered in Consolidation
27	Asia Pacific Flight Training Academy Limited	March 31, 2017	18.02.2011	0.36	3.56	40.00%	NA	NA	(0.92)	-	(0.01)	-	
28	Laqshya Hyderabad Airport Media Private Limited	March 31, 2017	14.05.2011	0.98	9.80	49.00%	NA	NA	4.05	-	0.01	-	
29	GMR Megawide Cebu Airport Corporation	December 31, 2016	13.01.2014	202.70	304.15	40.00%	NA	NA	51.27	-	0.11	-	
30	Megawide - GSPJ Construction IV*	December 31, 2016	14.09.2014	-	6.69	50.00%	NA	NA	15.87	-	-	-	
31	Limak GMR Construction JV	March 31, 2017	25.03.2008	-	0.12	50.00%	NA	NA	0.45	-	-	-	
32	Rampia Coal Mine and Energy Private Limited	March 31, 2017	19.02.2008	2.43	2.44	17.39%	NA	NA	2.54	-	-	-	
33	PT Golden Energy Mines Tbk	December 31, 2016	17.11.2011			30.00%							
34	PT Roundhill Capital Indonesia	December 31, 2016	17.11.2011			29.70%							
35	PT Borneo Indobara	December 31, 2016	17.11.2011			29.43%							
36	PT Kuansing Inti Makmur	December 31, 2016	17.11.2011			30.00%							
37	PT Karva Cemerlang Persada	December 31, 2016	17.11.2011			30.00%							
38	PT Bungo Bara Utama	December 31, 2016	17.11.2011			30.00%							
39	PT Bara Harmonis Batang Asam	December 31, 2016	17.11.2011			30.00%							
40	PT Berkat Nusantara Permai	December 31, 2016	17.11.2011			30.00%							
41	PT Tanjung Belt Bara Utama	December 31, 2016	17.11.2011			30.00%							
42	PT Trisula Kencana Sakti	December 31, 2016	17.11.2011	176.47	3,384.71	30.00%	NA	NA	4.26	-	0.92	-	
43	PT Era Mitra Seharas	December 31, 2016	20.09.2016			21.00%							
44	PT Wahana Rimba	December 31, 2016	20.09.2016			30.00%							
45	PT Berkat Satria Abadi	December 31, 2016	20.09.2016			30.00%							
46	PT Gems Energy Indonesia	December 31, 2016	19.03.2015			30.00%							
47	GEMS Trading Resources Pte Limited	December 31, 2016	13.07.2012			30.00%							
48	Shanghai Jingguang Energy Co. Ltd	December 31, 2016	09.04.2015			30.00%							
49	PT Karva Mining Solution (formerly known as PT Bumi Anugerah Semesta)	December 31, 2016	24.07.2013			30.00%							

1. # indicates the names of joint ventures / Associates which are yet to commence operations.

2. Following joint ventures / Associates were sold during the year:

Jadcheria Expressways Private Limited
Ulundurpet Expressways Private Limited

3. * An unincorporated joint venture.

% of effective shareholding provided in Section III of Annexure - F to the Board's Report.

For and on behalf of the Board of Directors of GMR Infrastructure Limited

G.M Rao
Executive Chairman
DIN: 00574243

Grandhi Kiran Kumar
Managing Director
DIN: 00061669

Madhva Bhimacharya Teral
Group CFO

Adishavataram Cherukupalli
Company Secretary

Place: New Delhi
Date: August 11, 2017

ANNEXURE 'B' TO THE BOARD'S REPORT

ANNUAL REPORT ON CORPORATE SOCIAL RESPONSIBILITY (CSR) ACTIVITIES

1. **A brief outline of the Company's CSR policy, including overview of projects or programs proposed to be undertaken and a reference to the web-link to the CSR policy and projects or programs.**

CSR Policy of the Company is stated herein below.

Weblink: <http://investor.gmrgroup.in/investors/GIL-Policies.html>

2. **The Composition of the CSR Committee:**

Mr. R.S.S.L.N. Bhaskarudu	-	Chairman (Independent Director)
Mr. B.V.N. Rao	-	Member (Group Director)
Mr. G.B.S. Raju	-	Member (Group Director)

3. **Average net profit/loss of the Company for last three financial years:**

Average net loss : ₹ 55.66 Crore

4. **Prescribed CSR Expenditure (two per cent of the amount as in item 3 above):**

Not applicable in view of losses.

5. **Details of CSR spent during the financial year:**

- (a) Total amount spent for the financial year:

Nil

- (b) Amount unspent, if any:

N.A.

- (c) Manner in which the amount spent during the financial year is detailed below:

N.A.

6. **In case the Company has failed to spend the two per cent of the average net profit of the last three financial years or any part thereof, the Company shall provide the reasons for not spending the amount in its Board's report:**

Due to non-availability of profits the Company was not required to spend any amount on CSR activities during the financial year 2016-17.

7. **A responsibility statement of the CSR Committee that the implementation and monitoring of CSR Policy, is in compliance with CSR objectives and Policy of the Company :**

The implementation and monitoring of the CSR Policy is in compliance with CSR objectives and Policy of the Company.

Sd/-

R.S.S.L.N. Bhaskarudu
Chairman CSR Committee

Sd/-

Grandhi Kiran Kumar
Managing Director

Corporate Social Responsibility (CSR) Policy

GMR Infrastructure Limited (**the Company**), a part of GMR Group has adopted the CSR Policy of GMR Group. GMR Group (the Group) recognizes that its business activities have wide impact on the societies in which it operates and therefore an effective practice is required giving due consideration to the interests of its stakeholders including shareholders, customers, employees, suppliers, business partners, local communities and other organizations.

The Company is driven by Group's vision to make a difference, specifically to society by contributing to the economic development of the country and improving the quality of life of the local communities. Towards this vision, the Company intends to support corporate social responsibility initiatives across the country through GMR Varalakshmi Foundation (**implementing partner**). The initiatives will be in the areas of education, health, hygiene, sanitation, empowerment, livelihood and community development.

CSR Policy for GMR Infrastructure Limited

In continuance to the community development initiatives being undertaken by the Company and in pursuance of the requirements of the Companies Act, 2013, the Company as part of its CSR initiatives proposes to engage and work on the following areas (with a special focus to geographical locations in India where GMR Infrastructure Limited has presence), hereinafter referred to as the CSR Policy:

i) Education:

- Support for promotion of education of all kinds (school education, technical, higher, vocational and adult education), to all ages and in various forms, with a focus on vulnerable and under-privileged;
- Education for girl child and the under-privileged by providing appropriate infrastructure and groom them as future citizens and contributing members of society;

ii) Health, Hygiene and Sanitation:

- Ambulance services, mobile medical units, health awareness programmes and camps, medical check-ups, HIV/AIDS awareness initiatives, health care facilities and services, sanitation facilities;
- Eradicating hunger, poverty and malnutrition, promotion of preventive health care and sanitation, and making available safe drinking water;
- Reducing child mortality and improving maternal health;

iii) Empowerment & Livelihoods:

- Employment enhancing vocational skills training, marketing support and other initiatives for youth, women, elderly, rural population and the differently-abled, and livelihood enhancement projects;
- Promoting gender equality, empowering women, working for senior citizens and measures for reducing inequalities faced by socially and economically backward groups;
- Assist in skill development by providing direction and technical expertise for empowerment;

iv) Community Development:

- Encouraging youth and children to form clubs and participate in community development activities such as like cleanliness drives, plantation drives etc.

v) Environmental sustainability:

- Ensuring environmental sustainability, ecological balance, protection of flora and fauna, animal welfare, agro-forestry, conservation of natural resources and maintaining quality of soil, air and water.

vi) Heritage and Culture:

- Protection of national heritage, art and culture including restoration of buildings and sites of historical importance and works of art; setting up public libraries; promotion and development of traditional arts and handicrafts.

vii) Measures for the benefit of armed forces veterans, war widows and their dependents.

viii) Training to promote rural sports, nationally recognized sports, Paralympic sports and Olympic sports.

- ix) Contribution to the Prime Minister's National Relief Fund or any other fund set up by the Central Government or the State Governments for socio-economic development and relief, and funds for the welfare of the Scheduled Castes, Scheduled Tribes, other backward classes, minorities and women.
- x) Contributions or funds provided to technology incubators located within academic institutions which are approved by the Central Government.
- xi) Other rural development projects.
- xii) Slum area development.
- xiii) Such other activities included in Schedule VII of the Companies Act, 2013 as may be identified by CSR Committee from time to time, which are not expressly prohibited.

It may be noted that the above activities are indicative and are activities that the company may at any point of time engage but all such activities may not be taken up by the Company during the year.

The expenditure incurred for the following activities shall not be treated as CSR activity by the Company:

- Activities undertaken in pursuance of the normal course of business;
- Activities undertaken outside India;
- Activities that benefit exclusively the employees of the company or their family members;
- One-off events such as marathons/ awards/ charitable contribution/ advertisement/ sponsorships of TV programmes etc;
- Expenses incurred by companies for the fulfillment of any Act/ Statute of regulations (such as Labour Laws, Land Acquisition Act etc.) Further, the surplus arising out of the CSR activity shall not form part of business profits of the Company.

ANNEXURE 'C' TO BOARD'S REPORT

Nomination and Remuneration Policy for Directors, Key Managerial Personnel and Senior Management

1. INTRODUCTION

Pursuant to Section 178 of the Companies Act, 2013 and Clause 49 of the Listing Agreement, the Board of Directors of every listed Company shall constitute a Nomination and Remuneration Committee. The Company has constituted a Nomination and Remuneration Committee as required by the Listing Agreement entered into with the Stock Exchanges and the Companies Act, 2013.

This Committee and the Policy is formulated in compliance with Section 178 of the Companies Act, 2013 read along with the applicable rules thereto and Clause 49 of the Listing Agreement.

1.1 Purpose of the Policy

The Key Objectives of the Committee are:

- (a) To guide the Board in relation to appointment and removal of Directors, Key Managerial Personnel and Senior Management.
- (b) To evaluate the performance of the members of the Board and provide necessary report to the Board for further evaluation.
- (c) To recommend to the Board on Remuneration payable to the Directors, Key Managerial Personnel and Senior Management.

The Policy ensures that:

- (a) The level and composition of remuneration is reasonable and sufficient to attract, retain and motivate Directors of the quality required to run the Company successfully;
- (b) Relationship of remuneration to performance is clear and meets appropriate performance benchmark; and
- (c) Remuneration to Directors, Key Managerial Personnel and Senior Management involves a balance between fixed and incentive pay reflecting short and long term performance objectives appropriate to the working of the Company and its goals.

1.2. Definitions

1.2.1. "Board" means the Board of Directors of the Company.

1.2.2. "Company" means "GMR Infrastructure Limited."

1.2.3. "Employees' Stock Option" means the option given to the directors, officers or employees of a Company or of its holding company or subsidiary company or companies, if any, which gives such directors, officers or employees, the benefit or right to purchase, or to subscribe for, the shares of the company at a future date at a pre-determined price.

1.2.4. "Independent Director" means a director referred to in Section 149 (6) of the Companies Act, 2013.

1.2.5. "Key Managerial Personnel" or "KMP" means Key Managerial Personnel of the Company in terms of the Companies Act, 2013 and the Rules made thereunder. (As per Section 203 of the Companies Act, 2013, the following are whole-time Key Managerial Personnel:

- (i) Managing Director or Chief Executive Officer or the Manager and in their absence a whole-time Director;
- (ii) Company Secretary; and
- (iii) Chief Financial Officer.

1.2.6. "Nomination and Remuneration Committee" shall mean a Committee of Board of Directors of the Company, constituted in accordance with the provisions of Section 178 of the Companies Act, 2013 and the Listing Agreement.

1.2.7. "Policy or This Policy" means, "Nomination and Remuneration Policy."

1.2.8. "Remuneration" means any money or its equivalent given or passed to any person for services rendered by him and includes perquisites as defined under the Income-tax Act, 1961.

1.2.9. "Senior Management" means personnel of the Company who are members of its core management team excluding Board of Directors. This would include all members of management one level below the executive directors, including all the functional heads.

1.3. Interpretation

Words and expressions used in this Policy shall have the same meanings respectively assigned to them in the following acts, listing agreement, regulations, rules:

- (i) The Companies Act, 2013 or the rules framed thereon;
- (ii) Listing Agreement with the Stock Exchanges;
- (iii) Securities Contracts (Regulation) Act, 1956;
- (iv) Securities and Exchange Board of India Act, 1992;
- (v) Securities and Exchange Board of India (Issue of Capital and Disclosure Requirements) Regulations 2009;
- (vi) Securities and Exchange Board of India (Substantial Acquisition of Shares and Takeovers) Regulations, 2011;
- (vii) Securities and Exchange Board of India (Prohibition of Insider Trading) Regulations, 1992.

2. NOMINATION AND REMUNERATION COMMITTEE

2.1. Role of the Committee

- (a) Identifying persons who are qualified to become directors and who may be appointed in senior management in accordance with the criteria laid down, recommend to the Board their appointment and removal and shall carry out evaluation of every director's performance;
- (b) Formulating the criteria for determining qualifications, positive attributes and independence of a director and recommend to the Board a policy, relating to the remuneration for the directors, key managerial personnel and other employees;
- (c) Formulating the criteria for evaluation of Independent Directors and the Board;
- (d) Devising a policy on Board diversity;
- (e) Ensuring that the Board comprises of a balanced combination of Executive Directors and Non-Executive Directors;
- (f) All information about the Directors / Managing Directors / Whole time Directors / Key Managerial Personnel i.e. background details, past remuneration, recognition or awards, job profile shall be considered and disclosed to the shareholders, where required;
- (g) The Committee shall take into consideration and ensure the compliance of provisions under Schedule V of the Companies Act, 2013 for appointing and fixing remuneration of Managing Directors / Whole-time Directors;
- (h) While approving the remuneration, the Committee shall take into account financial position of the Company, trend in the industry, qualification, experience and past performance of the appointee;
- (i) The Committee shall be in a position to bring about objectivity in determining the remuneration package while striking the balance between the interest of the Company and the shareholders.

2.2. Composition of the Committee

- (a) The Committee shall comprise of at least three (3) Directors, all of whom shall be non-executive Directors and at least half shall be Independent;
- (b) The Board shall reconstitute the Committee as and when required to comply with the provisions of the Companies Act, 2013 and applicable statutory requirement;
- (c) Minimum two (2) members shall constitute a quorum for the Committee meeting;
- (d) Membership of the Committee shall be disclosed in the Annual Report;
- (e) Term of the Committee shall be continued unless terminated by the Board of Directors.

2.3. Chairman of the Committee

- (a) Chairman of the Committee shall be an Independent Director;
- (b) Chairman of the Company may be appointed as a member of the Committee but shall not Chair the Committee;
- (c) In the absence of the Chairman, the members of the Committee present at the meeting shall choose one amongst them to act as Chairman;

- (d) Chairman of the Nomination and Remuneration Committee shall be present at the Annual General Meeting or may nominate some other member to answer the shareholders' queries.

2.4. Frequency of the Meetings of the Committee

The meeting of the Committee shall be held at such regular intervals as may be required.

2.5. Committee Member's Interest

- (a) A member of the Committee is not entitled to be present when his or her own remuneration is discussed at a meeting or when his or her performance is being evaluated.
- (b) The Committee may invite such executives, as it considers appropriate, to be present at the meetings of the Committee.

2.6. Voting at the Meeting

- (a) Matters arising for determination at Committee meetings shall be decided by a majority of votes of Members present and voting and any such decision shall for all purposes be deemed a decision of the Committee.
- (b) In the case of equality of votes, the Chairman of the meeting will have a casting vote.

2.7. Minutes of the Meeting

Proceedings of all meetings must be minuted and signed by the Chairman of the said meeting or the Chairman of the next succeeding meeting. Minutes of the Committee meeting will be tabled at the subsequent Board and Committee meeting.

3. APPLICABILITY

This Policy is Applicable to:

- (a) Directors (Executive, Non-Executive and Independent);
- (b) Key Managerial Personnel;
- (c) Senior Management Personnel;
- (d) Other employees as may be decided by the Nomination and Remuneration Committee.

4. APPOINTMENT AND REMOVAL OF DIRECTOR, KMP AND SENIOR MANAGEMENT PERSONNEL

4.1. Appointment criteria and qualifications

- (a) Subject to the applicable provisions of the Companies Act, 2013, the Listing Agreement, other applicable laws, if any and GMR Group HR Policy, the Committee shall identify and ascertain the integrity, qualification, expertise and experience of the person for appointment as Director, KMP or at Senior Management level and recommend to the Board his / her appointment;
- (b) The Committee has discretion to decide the adequacy of qualification, expertise and experience for the concerned position;
- (c) The Company shall not appoint or continue the employment of any person as Managing Director / Whole-time Director / Manager who has attained the age of seventy years. Provided that the term of the person holding this position may be extended beyond the age of seventy years with the approval of shareholders by passing a special resolution based on the explanatory statement annexed to the notice for such motion indicating the justification for extension of appointment beyond seventy years.

4.2. Term / Tenure

4.2.1. Managing Director / Whole-time Director / Manager (Managerial Personnel)

The Company shall appoint or re-appoint any person as its Managerial Personnel for a term not exceeding five years at a time. No re-appointment shall be made earlier than one year before the expiry of term.

4.2.2. Independent Director

- (a) An Independent Director shall hold office for a term up to five consecutive years on the Board of the Company and will be eligible for re-appointment on passing of a special resolution by the Company and disclosure of such appointment in the Board's report;
- (b) No Independent Director shall hold office for more than two consecutive terms, but such Independent Director shall be eligible for appointment after expiry of three years of ceasing to become an Independent Director:

Provided that an Independent Director shall not, during the said period of three years, be appointed in or be associated with the Company in any other capacity, either directly or indirectly.

- (c) At the time of appointment of Independent Director it should be ensured that number of Boards on which such Independent Director serves is restricted to seven listed companies as an Independent Director and three listed companies as an Independent Director in case such person is serving as a Whole-time Director of a listed company;
- (d) The maximum number of public companies in which a person can be appointed as a director shall not exceed ten.

For reckoning the limit of public companies in which a person can be appointed as director, directorship in private companies that are either holding or subsidiary company of a public company shall be included.

4.3. Familiarization Programme for Independent Directors

The company shall familiarize the Independent Directors with the company, their roles, rights, responsibilities in the company, nature of the industry in which the company operates, business model of the company, etc., through various programmes.

4.4. Evaluation

Subject to Schedule IV of the Companies Act, 2013 and Clause 49 of the Listing Agreement, the Committee shall carry out the evaluation of Directors periodically.

4.5. Removal

Due to reasons for any disqualification mentioned in the Companies Act, 2013, rules made thereunder or under any other applicable laws, rules and regulations, the Committee may recommend, to the Board with reasons recorded in writing, removal of a Director, KMP, subject to the provisions and compliance of the applicable laws, rules and regulations.

4.6. Retirement

The Director, KMP and Personnel of Senior Management shall retire as per the applicable provisions of the Companies Act, 2013 and the prevailing policy of the Company. The Board will have the discretion to retain the Director, KMP, Personnel of Senior Management in the same position / remuneration or otherwise even after attaining the retirement age, in the interest and for the benefit of the Company.

5. PROVISIONS RELATING TO REMUNERATION OF MANAGERIAL PERSONNEL, KMP AND SENIOR MANAGEMENT PERSONNEL

5.1. General

- (a) The remuneration / compensation / commission etc. to Managerial Personnel will be determined by the Committee and recommended to the Board for approval. The remuneration / compensation / commission etc. shall be subject to the approval of the shareholders of the Company and Central Government, wherever required;
- (b) The remuneration and commission to be paid to the Managerial Personnel shall be as per the statutory provisions of the Companies Act, 2013, and the rules made thereunder for the time being in force;
- (c) Increments to the existing remuneration / compensation structure may be recommended by the Committee to the Board which should be within the slabs approved by the Shareholders in the case of Managerial Personnel;
- (d) Where any insurance is taken by a company on behalf of its Managing Director, Whole-time Director, Manager, Chief Executive Officer, Chief Financial Officer or Company Secretary for indemnifying any of them against any liability in respect of any negligence, default, misfeasance, breach of duty or breach of trust for which they may be guilty in relation to the company, the premium paid on such insurance shall not be treated as part of the remuneration payable to any such personnel.

5.2. Remuneration to Managerial Personnel, KMP, Senior Management and Other Employees

5.2.1. Fixed Pay

Managerial Personnel shall be eligible for a monthly remuneration as may be approved by the Board on the recommendation of the Committee in accordance with the statutory provisions of the Companies Act, 2013, and the rules made thereunder for the time being in force. The break-up of the pay scale and quantum of perquisites including, employer's contribution to provident fund, pension scheme, medical expenses, club fees etc. shall be decided and approved by the Board on the recommendation of the Committee and approved by the shareholders and Central Government, wherever required.

5.2.2. Minimum Remuneration

If, in any financial year, the Company has no profits or its profits are inadequate, the Company shall pay remuneration to its Managerial Personnel in accordance with the provisions of Schedule V of the Companies Act, 2013 and if it is not able to comply with such provisions, with the prior approval of the Central Government.

5.2.3. Provisions for excess remuneration

If any Managerial Personnel draws or receives, directly or indirectly by way of remuneration any such sums in excess of the limits prescribed under the Companies Act, 2013 or without the prior sanction of the Central Government, where required, he / she shall refund such sums to the Company and until such sum is refunded, hold it in trust for the Company. The Company shall not waive recovery of such sum refundable to it unless permitted by the Central Government.

5.2.4. The remuneration to Personnel of Senior Management shall be governed by the GMR Group HR Policy.

5.2.5. The remuneration to other employees shall be governed by the GMR Group HR Policy.

5.3. Remuneration to Non-Executive / Independent Director

5.3.1. Remuneration / Commission

The remuneration / commission shall be in accordance with the statutory provisions of the Companies Act, 2013, and the rules made thereunder for the time being in force.

5.3.2. Sitting Fees

The Non- Executive / Independent Director may receive remuneration by way of fees for attending meetings of Board or Committee thereof:

Provided that the amount of such fees shall not exceed the maximum amount as provided in the Companies Act, 2013, per meeting of the Board or Committee or such amount as may be prescribed by the Central Government from time to time.

The sitting fee paid to Independent Directors and Women Directors, shall not be less than the sitting fee payable to other directors.

5.3.3. Limit of Remuneration / Commission

Remuneration / Commission may be paid within the monetary limit approved by shareholders, subject to the limit not exceeding 1% of the net profits of the Company computed as per the applicable provisions of the Companies Act, 2013.

5.3.4. Stock Options

An Independent Director shall not be entitled to any stock option of the Company.

6. DISCLOSURES

The Company shall disclose the Policy on Nomination and Remuneration on its website and the web-link shall be provided in the Annual Report.

7. AMENDMENT

Any amendment or modification in the Listing Agreement and any other applicable regulation relating to Nomination and Remuneration Committee shall automatically be applicable to the Company.

ANNEXURE 'D' TO THE BOARD'S REPORT

Form No. MR-3

SECRETARIAL AUDIT REPORT

[Pursuant to section 204(1) of the Companies Act, 2013 and Rule No.9 of the Companies

(Appointment and Remuneration of Managerial Personnel) Rules, 2014]

FOR THE FINANCIAL YEAR ENDED: 31.03.2017

To,
The Members,
GMR Infrastructure Limited
Naman Centre, 7th Floor, Opp. Dena Bank,
Plot No. C-31, G Block, Bandra Kurla Complex,
Bandra (East), Mumbai 400 051. Maharashtra

We have conducted the secretarial audit of the compliance of applicable statutory provisions and the adherence to good corporate practices by GMR Infrastructure Limited (hereinafter called "the Company"). Secretarial Audit was conducted in a manner that provided us a reasonable basis for evaluating the corporate conducts/statutory compliances and expressing our opinion thereon.

Based on our verification of the Company's books, papers, minute books, forms and returns filed and other records maintained by the Company, the information provided by the Company, its officers, agents and authorized representatives and during the conduct of secretarial audit, we hereby report that in our opinion, the Company has, during the financial year ended March 31, 2017 (the audit period) complied with the statutory provisions listed hereunder and also that the Company has proper Board-processes and compliance-mechanism in place to the extent, in the manner and subject to the reporting made hereinafter:

We have examined the books, papers, minute books, forms and returns filed and other records maintained by the Company for the financial year ended March 31, 2017 according to the provisions of:

- (i) The Companies Act, 1956 to the extent applicable and the Companies Act, 2013 (the Act) and the rules made thereunder;
- (ii) The Securities Contracts (Regulation) Act, 1956 ('SCRA') and the rules made thereunder;
- (iii) The Depositories Act, 1996 and the Regulations and Bye-laws framed thereunder;
- (iv) Foreign Exchange Management Act, 1999 and the rules and regulations made thereunder to the extent of Foreign Direct Investment, Overseas Direct Investment and External Commercial Borrowings;
- (v) The following Regulations and Guidelines prescribed under the Securities and Exchange Board of India Act, 1992 ('SEBI Act'):-
 - (a) The Securities and Exchange Board of India (Substantial Acquisition of Shares and Takeovers) Regulations, 2011;
 - (b) The Securities and Exchange Board of India (Prohibition of Insider Trading) Regulations, 1992 (upto May 14, 2015) and The Securities and Exchange Board of India (Prohibition of Insider Trading) Regulations, 2015 (effective May 15, 2015);
 - (c) The Securities and Exchange Board of India (Issue of Capital and Disclosure Requirements) Regulations, 2009;
 - (d) The Securities and Exchange Board of India (Share Based Employee Benefits) Regulations, 2014;
 - (e) The Securities and Exchange Board of India (Issue and Listing of Debt Securities) Regulations, 2008;
 - (f) The Securities and Exchange Board of India (Registrars to an Issue and Share Transfer Agents) Regulations, 1993 regarding the Companies Act and dealing with client;
 - (g) The Securities and Exchange Board of India (Delisting of Equity Shares) Regulations, 2009 (Not applicable to the Company during the audit period); and
 - (h) The Securities and Exchange Board of India (Buyback of Securities) Regulations, 1998(Not applicable to the Company during the audit period)
- (vi) Other laws applicable specifically to the Company, namely:
 - (a) Building and other Construction Workers (Regulation of Employment and Conditions of Service) Act, 1996;
 - (b) Building and other Construction Workers' Welfare Cess Act, 1996;

- (c) Contract Labor (Regulation and Abolition) Act, 1970 and the Rules thereunder; and
- (d) Inter State Migrant Workmen (Regulation of Employment & Conditions of Service) Act, 1979.

We have also examined compliance with the applicable clauses of the following:

- (i) Secretarial Standards (SS-1) on meetings of the Board of Directors and Secretarial Standards(SS-2) on General Meetings issued by the Institute of Company Secretaries of India.
- (ii) Listing Agreements entered into by the Company with BSE Limited and National Stock Exchange of India Limited (upto November 30, 2015) and SEBI (Listing Obligations and Disclosure Requirements) Regulations, 2015 (effective December 01, 2015)

We have not examined compliance by the Company with applicable financial laws, like direct and indirect tax laws, since the same have been subject to review by statutory auditors and other designated professionals.

During the period under review the Company has complied with the provisions of the Act, Rules, Regulations, Guidelines, Standards, etc. mentioned above.

We further report that:

The Board of Directors of the Company is duly constituted with proper balance of Executive Directors, Non-Executive Directors and Independent Directors. The changes in the composition of the Board of Directors that took place during the period under review were carried out in compliance with the provisions of the Act.

Adequate notice is given to all directors to schedule the Board Meetings, agenda and detailed notes on agenda were sent at least seven days in advance, and a system exists for seeking and obtaining further information and clarifications on the agenda items before the meeting and for meaningful participation at the meeting.

As per the minutes of the meetings duly recorded and signed by the Chairman, the decisions of the Board were unanimous and no dissenting views have been recorded.

We further report that based on the statutory compliance certificates furnished by the Managing Director/ Company Secretary and taken on record at various board meetings of the Company, there are adequate systems and processes in the Company commensurate with the size and operations of the Company to monitor and ensure compliance with other applicable laws, rules, regulations and guidelines.

We further report that during the audit period, the Company has undertaken the following actions which are having major bearing on the Company's affairs in pursuance of the above referred laws, rules, regulations, guidelines, etc.

1. Approval obtained from members under Section 186 of the Act for acquisition of securities of any other body corporate upto an aggregate amount of ₹ 16,000 Crore.
2. Strategic investment upto ₹ 2000 Crore by Tenaga Nasional Berhad, Malaysia for a 30% stake in GMR Energy Ltd, a Subsidiary of the Company.
3. Conversion of interest free loans granted and preference shares held by the company into equity shares in GMR Highways Ltd (a Subsidiary of the Company) aggregating to ₹ 1413.19 Crore.
4. Conversion of preference shares held by the company into equity shares in GMR Renewable Energy Ltd (a Subsidiary of the Company) aggregating to ₹ 2613 Crore.
5. Conversion of preference shares held by the company into equity shares in GMR SEZ Port Holdings Pvt. Ltd (a Subsidiary of the Company) aggregating to ₹ 519 Crore.
6. Novation/Assignment of loans provided to GMR Energy Ltd and debentures allotted by it upto an amount not exceeding ₹ 5200 Crore to GMR Renewable Energy Ltd.

For V. Sreedharan & Associates
Sd/-
V. Sreedharan
Partner
FCS 2347; C. P. No. 833

Bengaluru
Date : July 07, 2017

ANNEXURE 'E' TO THE BOARD'S REPORT

CONSERVATION OF ENERGY, TECHNOLOGY ABSORPTION AND FOREIGN EXCHANGE EARNINGS AND OUTGO
[Section 134(3)(m) of the Companies Act, 2013 read with Rule 8(3) of the Companies (Accounts) Rules, 2014]

(A) Conservation of energy:

- (i) the steps taken or impact on conservation of energy:
 Since the Company is not engaged in any manufacturing activity, the particulars are not applicable.*
- (ii) the steps taken by the company for utilising alternate sources of energy:
 Since the Company is not engaged in any manufacturing activity, the particulars are not applicable.*
- (iii) the capital investment on energy conservation equipments:
 Since the Company is not engaged in any manufacturing activity, the particulars are not applicable.*

(B) Technology absorption:

- (i) the efforts made towards technology absorption:
 Since the Company is not engaged in any manufacturing activity, the particulars are not applicable.*
- (ii) the benefits derived like product improvement, cost reduction, product development or import substitution:
 Since the Company is not engaged in any manufacturing activity, the particulars are not applicable.*
- (iii) in case of imported technology (imported during the last three years reckoned from the beginning of the financial year):
 - (a) the details of technology imported:
 Since the Company is not engaged in any manufacturing activity, the particulars are not applicable.*
 - (b) the year of import:
 Since the Company is not engaged in any manufacturing activity, the particulars are not applicable.*
 - (c) whether the technology been fully absorbed:
 Since the Company is not engaged in any manufacturing activity, the particulars are not applicable.*
 - (d) if not fully absorbed, areas where absorption has not taken place, and the reasons thereof:
 Since the Company is not engaged in any manufacturing activity, the particulars are not applicable.*
- (iv) the expenditure incurred on Research and Development:
 Since the Company is not engaged in any manufacturing activity, the particulars are not applicable.*

*However, various steps taken by the Group towards energy efficiency are covered under the Business Responsibility Report forming part of the Annual Report 2017.

(C) Foreign exchange earnings and Outgo during the year:

- (i) The Foreign Exchange earned in terms of actual inflows:


(₹ in Crore)

Particulars	March 31, 2017	March 31, 2016
Interest / Miscellaneous income	3.37	Nil
Profit on sale of Investment	Nil	Nil
Income from Management and other services / Management Consulting Services	19.87	Nil

- (ii) Foreign Exchange outgo in terms of actual outflows:

(₹ in Crore)

Particulars	March 31, 2017	March 31, 2016
Other Expenses	4.06	33.46
Interest on FCCB	151.86	Nil



**ANNEXURE 'F' TO THE BOARD'S REPORT
EXTRACT OF ANNUAL RETURN**

As on the Financial Year ended on 31.03.2017

FORM NO. MGT-9

[Pursuant to Section 92(3) of the Companies Act, 2013 and Rule 12(1) of the Companies (Management and Administration) Rules, 2014]

I. Registration and other details:

i)	CIN	L45203MH1996PLC281138
ii)	Registration Date	May 10, 1996
iii)	Name of the Company	GMR Infrastructure Limited
iv)	Category / Sub-category of the Company	Public Company Limited by Shares/ Non-Government Company
v)	Address of the Registered office and contact details	Naman Centre, 7 th Floor, Opp. Dena Bank, Plot No.C-31, G Block, Bandra Kurla Complex, Bandra (East), Mumbai - 400 051, Maharashtra. Phone : +91 022 4202 8000 Fax : +91 022 4202 8004 Website: www.gmrgroup.in E-mail: Gil.Cosecy@gmrgroup.in
vi)	Whether listed company Yes / No	Yes
vii)	Name, Address and Contact details of Registrar and Transfer Agent, if any	Karvy Computershare Private Limited Unit: GMR Infrastructure Limited Karvy Selenium Tower B, Plot 31-32, Gachibowli, Financial District, Nanakramguda, Hyderabad - 500032 Phone : +91 40 6716 1500, Fax : +91 40 2300 1153, Email ID : einward.ris@karvy.com Contact Person: Mr. S. V. Raju, Deputy General Manager, Tel: +91 040 6716 1569, Email: raju.sv@karvy.com

II. Principal Business Activities of the Company:

All the Business Activities contributing 10% or more of the total turnover of the Company shall be stated:

Name and Description of main products / services	NIC Code of the Product / service	% to total turnover of the company
Engineering, Procurement and Construction (EPC) [Handling of engineering, procurement and construction solutions in Infrastructure Sectors]	43900	33.29%
Others [Investment Activity and corporate support to various infrastructure SPVs]	66309	66.71%

III. Particulars of holding, subsidiary and associate companies:

Sl. No	Name#	Address of the Company	CIN / GLN	Holding/ Subsidiary/ Associate	% of shares held (effective holding)	Applicable Section
1	GMR Enterprises Private Limited (GEPL)##	Third Floor, Old No. 248/New No. 114 Royapettah High Road, Royapettah Chennai- 600014 Tamil Nadu	U74900TN2007PTC102389	Holding	47.69 held in the Company	Section 2(46)
2	GMR Energy Limited (GEL)*	701, 7th Floor, Naman Centre, Plot No. C-31, Bandra Kurla Complex, Bandra East, Mumbai Bandra Suburban 400051 Maharashtra	U85110MH1996PLC274875	Subsidiary	51.73	Section 2(87)
3	GMR Power Corporation Limited (GPCL)	25/1, Skip Complex, Museum Road, Bangalore-560025 Karnataka	U40105KA1995PLC016942	Subsidiary	51.00	Section 2(87)

Sl. No	Name#	Address of the Company	CIN / GLN	Holding/ Subsidiary/ Associate	% of shares held (effective holding)	Applicable Section
4	GMR Vemagiri Power Generation Limited (GVPGL)*	No. 25/1, Skip House, Museum Road, Bangalore-560 025 Karnataka	U23201KA1997PLC032964	Subsidiary	51.73	Section 2(87)
5	GMR (Badrinath) Hydro Power Generation Private Limited (GBHPL)*	House Property No. 9, Ganesh Vatika, GMS-ITBP Road, Dehradun-248001 Uttarakhand	U40101UR2006PTC031381	Subsidiary	51.73	Section 2(87)
6	GMR Mining and Energy Private Limited (GMEL)*	No. 25/1, Skip House, Museum Road, Bangalore - 560025 Karnataka	U13100KA2005PTC037308	Subsidiary	68.57	Section 2(87)
7	GMR Energy (Mauritius) Limited (GEML)*	Abax Management Services Limited, 6th Floor, Tower A, 1 CyberCity, Ebene, Mauritius	-	Subsidiary	54.14	Section 2(87)
8	GMR Lion Energy Limited (GLEL)*	Rogers House, 5, President John Kennedy Street, Port Louis, Mauritius	-	Subsidiary	54.14	Section 2(87)
9	GMR Energy Trading Limited (GETL)	No. 25/1, Skip House, Museum Road, Bangalore - 560025 Karnataka	U31200KA2008PLC045104	Subsidiary	90.83	Section 2(87)
10	GMR Consulting Services Limited (GCSL)*	No. 25/1, Skip House, Museum Road, Bangalore - 560025 Karnataka	U74200KA2008PLC045448	Subsidiary	51.21	Section 2(87)
11	GMR Coastal Energy Private Limited (GCEPL)	No. 25/1, Skip House, Museum Road, Bangalore - 560025 Karnataka	U40101KA2008PTC047277	Subsidiary	100.00	Section 2(87)
12	GMR Bajoli Holi Hydropower Private Limited (GBHHPL)*	Rattan Chand Building, VPO - Kuleth, Sub Tehsil - Holi, Tehsil - Bharmour, Distt Chamba - 176236, Himachal Pradesh	U40101HP2008PTC030971	Subsidiary	51.73	Section 2(87)
13	GMR Londa Hydropower Private Limited (GLHPPL)	No. 25/1, Skip House, Museum Road, Bangalore - 560025 Karnataka	U40101KA2008PTC048190	Subsidiary	100.00	Section 2(87)
14	GMR Kakinada Energy Private Limited (GKEPL)	No. 25/1, Skip House, Museum Road, Bangalore - 560025 Karnataka	U40101KA2009PTC048996	Subsidiary	100.00	Section 2(87)
15	GMR Energy (Cyprus) Limited (GECL)	3, Themistocles Dervis Street, Julia House, CY - 1066, Nicosia, Cyprus	-	Subsidiary	100.00	Section 2(87)
16	GMR Energy (Netherlands) B.V. (GENBV)	1043 DP Amsterdam, Orlyplein 10 - floor 24 Netherlands	-	Subsidiary	100.00	Section 2(87)
17	PT Dwikarya Sejati Utma (PTDSU)	Prudential Tower, 16th Floor, Jl.Jend Sudirman Kav. 79 - Jakarta 12910, Indonesia	-	Subsidiary	100.00	Section 2(87)
18	PT Duta Sarana Internusa (PTDSI)	Prudential Tower, 16th Floor, Jl.Jend Sudirman Kav. 79 Jakarta 12910, Indonesia	-	Subsidiary	100.00	Section 2(87)
19	PT Barasantosa Lestari (PTBSL)	Prudential Tower, 16th Floor, Jl.Jend Sudirman Kav. 79 Jakarta 12910, Indonesia	-	Subsidiary	100.00	Section 2(87)
20	SJK Powergen Limited (SJK)	No. 25/1, Skip House, Museum Road, Bangalore - 560025 Karnataka	U40109KA1998PLC052000	Subsidiary	70.00	Section 2(87)
21	PT Unsoco (PTU)	Prudential Tower, 16th Floor, Jl.Jend Sudirman Kav. 79, Jakarta 12910, Indonesia	-	Subsidiary	100.00	Section 2(87)
22	GMR Warora Energy Limited (GWEL)* (Formerly EMCO Energy Limited)	701/704, 7th Floor, Naman Centre A-Wing, BKC (Bandra Kurla Complex), Bandra Mumbai-400051, Maharashtra	U40100MH2005PLC155140	Subsidiary	51.73	Section 2(87)
23	GMR Maharashtra Energy Limited (GMAEL)*	No. 25/1, Skip House, Museum Road, Bangalore - 560025 Karnataka	U40107KA2010PLC053789	Subsidiary	51.33	Section 2(87)
24	GMR Bundelkhand Energy Private Limited (GBEPL)*	No. 25/1, Skip House, Museum Road, Bangalore-560025 Karnataka	U40101KA2010PTC054124	Subsidiary	51.73	Section 2(87)

Sl. No	Name#	Address of the Company	CIN / GLN	Holding/ Subsidiary/ € Associate	% of shares held (effective holding)	Applicable Section
25	GMR Rajam Solar Power Private Limited (GRSPPL)* (Formerly GMR Uttar Pradesh Energy Private Limited)	No. 25/1, Skip House, Museum Road, Bangalore - 560025 Karnataka	U40107KA2010PTC054125	Subsidiary	51.73	Section 2(87)
26	GMR Genco Assets Limited (formerly GMR Hosur Energy Limited (GGEAL))	No. 25/1, Skip House, Museum Road, Bangalore - 560025 Karnataka	U40109KA2010PLC054554	Subsidiary	100.00	Section 2(87)
27	GMR Gujarat Solar Power Limited (GGSPL)*	No. 25/1, Skip House, Museum Road, Bangalore - 560025 Karnataka	U40100KA2008PLC045783	Subsidiary	51.73	Section 2(87)
28	Karnali Transmission Company Private Limited (KTCLP)*	Lalitpur District, Lalitpur Sub Metropolitan City Ward No. 10, Chukupat,P.Box 148, Lalitpur Nepal	-	Subsidiary	54.14	Section 2(87)
29	Marsyangdi Transmission Company Private Limited (MTCPL)*	Lalitpur District, Lalitpur Sub Metropolitan City Ward No. 10, Chukupat,P.Box 148, Lalitpur Nepal	-	Subsidiary	54.14	Section 2(87)
30	GMR Indo-Nepal Energy Links Limited (GINELL)*	No. 25/1, Skip House, Museum Road, Bangalore - 560025 Karnataka	U40107KA2010PLC055826	Subsidiary	51.73	Section 2(87)
31	GMR Indo-Nepal Power Corridors Limited (GINPL)*	No. 25/1, Skip House, Museum Road, Bangalore - 560025 Karnataka	U40107KA2010PLC055843	Subsidiary	51.73	Section 2(87)
32	GMR Generation Assets Limited (Formerly GMR Renewable Energy Limited) (GGAL)	701, 7 th Floor, Naman Centre, Plot No. C-31, Bandra Kurla Complex, Bandra East, Mumbai Bandra Sub Urban 400051 Maharashtra	U40104MH2010PLC282702	Subsidiary	100.00	Section 2(87)
33	GMR Energy Projects (Mauritius) Limited (GEPML)	Abax Corporate Services Limited 6th Floor, Tower A, 1 CyberCity, Ebene, Mauritius	-	Subsidiary	100.00	Section 2(87)
34	GMR Infrastructure (Singapore) Pte Limited (GISPL)	33A Chander Road, Singapore 219539	-	Subsidiary	100.00	Section 2(87)
35	GMR Coal Resources Pte Limited (GCRPL)	33A Chander Road, Singapore 219539	-	Subsidiary	100.00	Section 2(87)
36	GMR Power Infra Limited (GPIL)	701, 7 th Floor, Naman Centre, Plot No. C-31, Bandra Kurla Complex, Bandra East, Mumbai Bandra Suburban 400051 Maharashtra	U40102MH2011PLC291663	Subsidiary	100.00	Section 2(87)
37	GMR Highways Limited (GHL)	Naman Centre, 7 th Floor, Opp. Dena Bank, Plot No.C-3, G Block, Bandra Kurla Complex,Bandra (East) Mumbai - 400051 Maharashtra	U45203MH2006PLC287171	Subsidiary	100.00	Section 2(87)
38	GMR Tambaram Tindivanam Expressways Limited (GTTEL)	No. 25/1, Skip House, Museum Road, Bangalore - 560025 Karnataka	U45203KA2001PLC049329	Subsidiary	86.77	Section 2(87)
39	GMR Tuni-Anakapalli Expressways Limited (GTAEL)	No. 25/1, Skip House, Museum Road, Bangalore - 560025 Karnataka	U45203KA2001PLC049328	Subsidiary	86.77	Section 2(87)
40	GMR Ambala-Chandigarh Expressways Private Limited (GACEPL)	No. 25/1, Skip House, Museum Road, Bangalore - 560025 Karnataka	U45203KA2005PTC036773	Subsidiary	88.10	Section 2(87)

Sl. No	Name#	Address of the Company	CIN / GLN	Holding/ Subsidiary/ € Associate	% of shares held (effective holding)	Applicable Section
41	GMR Pochanpalli Expressways Limited (GPEL)	No. 25/1, Skip House, Museum Road, Bangalore - 560025 Karnataka	U45200KA2005PLC049327	Subsidiary	99.76	Section 2(87)
42	GMR Hyderabad Vijayawada Expressways Private Limited (GHVEPL)	No. 25/1, Skip House, Museum Road, Bangalore - 560025 Karnataka	U45201KA2009PTC050109	Subsidiary	90.00	Section 2(87)
43	GMR Chennai Outer Ring Road Private Limited (GCCRPL)	No. 25/1, Skip House, Museum Road, Bangalore - 560025 Karnataka	U45203KA2009PTC050441	Subsidiary	85.17	Section 2(87)
44	GMR Kishangarh Udaipur Ahmedabad Expressways Limited (GKUAEI)	Room No. 110, G+5 Building 101, T1, IGI Airport New Delhi-110037	U45200DL2011PLC227902	Subsidiary	100.00	Section 2(87)
45	GMR Hyderabad International Airport Limited (GHIAL)	GMR Aero Towers, Rajiv Gandhi International Airport, Shamshabad, Hyderabad - 500108, Telangana	U62100TG2002PLC040118	Subsidiary	63.00	Section 2(87)
46	Gateways for India Airports Private Limited (GFIAL)	6-3-866/1/G/3,Opp. Greenlands, Begumpet, Hyderabad - 500016 Telangana	U62100TG2005PTC045123	Subsidiary	86.49	Section 2(87)
47	Hyderabad Airport Security Services Limited (HASSL)	GMR HIAL Airport Office Rajiv Gandhi International Airport, Shamshabad, Hyderabad - 500108 Telangana	U74920TG2007PLC054862	Subsidiary	63.00	Section 2(87)
48	GMR Aerostructure Services Limited (Formerly GMR Hyderabad Airport Resource Management Limited) (GASL)	GMR HIAL Airport Office Rajiv Gandhi International Airport, Shamshabad, Hyderabad - 500108 Telangana	U74900TG2007PLC054821	Subsidiary	100.00	Section 2(87)
49	GMR Hyderabad Aerotropolis Limited (HAPL)	GMR Aero Towers Rajiv Gandhi International Airport, Shamshabad, Rangareddi, Hyderabad - 500108 Telangana	U45400TG2007PLC054827	Subsidiary	63.00	Section 2(87)
50	GMR Hyderabad Aviation SEZ Limited (GHASL)	GMR Aero Towers Rajiv Gandhi International Airport, Shamshabad, Rangareddi Hyderabad - 500108 Telangana	U45209TG2007PLC056527	Subsidiary	63.00	Section 2(87)
51	GMR Aerospace Engineering Limited (GAEL)	Plot No.1, GMR Hyderabad Aviation SEZ Limited, Rajiv Gandhi International Airport, Shamshabad, Rangareddi Hyderabad - 500108 Telangana	U45201TG2008PLC067141	Subsidiary	63.00	Section 2(87)
52	GMR Aero Technic Limited (GATL)	Plot No.1, GMR Hyderabad Aviation SEZ Limited, Rajiv Gandhi International Airport, Shamshabad, Rangareddi, Hyderabad - 500108 Telangana	U35122TG2010PLC070489	Subsidiary	63.00	Section 2(87)
53	GMR Airport Developers Limited (GADL)	GMR HIAL Airport Office Rajiv Gandhi International Airport, Shamshabad, Hyderabad - 500108 Telangana	U62200TG2008PLC059646	Subsidiary	100.00	Section 2(87)
54	GADL International Limited (GADLIL)	33-37, Athol Street, Douglas, Isle of Man, IM1, 1LB	-	Subsidiary	100.00	Section 2(87)
55	GADL (Mauritius) Limited (GADLML)	Abax Corporate Services Ltd 6th Floor, Tower A,1 cyber city, Ebene, Mauritius	-	Subsidiary	100.00	Section 2(87)

Sl. No	Name#	Address of the Company	CIN / GLN	Holding/ Subsidiary/ € Associate	% of shares held (effective holding)	Applicable Section
56	GMR Hospitality and Retail Limited (formerly known as GMR Hotels and Resorts Limited) (GHRL)	Novotel Hyderabad Airport, Rajiv Gandhi International Airport, Shamshabad, Hyderabad - 500 108 Telangana	U55101TG2008PLC060866	Subsidiary	63.00	Section 2(87)
57	GMR Hyderabad Airport Power Distribution Limited (GHAPDL)	4th Floor, GMR Aero Towers, Rajiv Gandhi International Airport, Shamshabad, Hyderabad - 500108 Telangana	U40108TG2012PLC083190	Subsidiary	63.00	Section 2(87)
58	Delhi International Airport Limited (DIAL) (Formerly Delhi International Airport Private Limited)	New Udaan Bhawan, Opp.Terminal-3 Indira Gandhi International Airport, New Delhi - 110037	U63033DL2006PLC146936	Subsidiary	64.00	Section 2(87)
59	Delhi Aerotropolis Private Limited (DAPL)	New Udaan Bhawan, Opp.Terminal-3 Indira Gandhi International Airport, New Delhi - 110037	U45400DL2007PTC163751	Subsidiary	64.00	Section 2(87)
60	Delhi Airport Parking Services Private Limited (DAPSL)	6th Floor, Multi Level Car Parking, Terminal-3, Indira Gandhi International Airport, New Delhi-110037	U63030DL2010PTC198985	Subsidiary	72.04	Section 2(87)
61	GMR Airports Limited (GAL)	No. 25/1, Skip House, Museum Road, Bangalore - 560025 Karnataka	U65999KA1992PLC037455	Subsidiary	\$100.00	Section 2(87)
62	GMR Malé International Airport Private Limited (GMIAL)	H.Hulhugali, 1st Floor, Kalhuhuraa Magu, K. Malé, Maldives	-	Subsidiary	77.00	Section 2(87)
63	GMR Airports (Mauritius) Limited (GAML)	Abax Corporate Services Ltd, 6th Floor, Tower A, 1 CyberCity, Ebene, Mauritius	-	Subsidiary	100.00	Section 2(87)
64	GMR Aviation Private Limited (GAPL)	25/1, Skip House Museum Road Bangalore-560025 Karnataka	U62200KA2006PTC041278	Subsidiary	100.00	Section 2(87)
65	GMR Krishnagiri SEZ Limited (GKSEZ)	"Prashanthi Building", 3 rd Floor, New No. 114, Royapettah High Road, Royapettah, Chennai- 600014 Tamil Nadu	U45209TN2007PLC064863	Subsidiary	100.00	Section 2(87)
66	Advika Properties Private Limited (APPL)	Plot No. 59, VG Towers, Near EB Office, Rayakottai Main Road, Hosur - 635109, Krishnagiri District, Tamil Nadu	U70102TZ2008PTC021691	Subsidiary	100.00	Section 2(87)
67	Aklima Properties Private Limited (AKPPL)	Plot No. 59, VG Towers, Near EB Office, Rayakottai Main Road, Hosur - 635109, Krishnagiri District, Tamil Nadu	U70101TZ2008PTC022217	Subsidiary	100.00	Section 2(87)
68	Amartya Properties Private Limited (AMPPL)	Plot No. 59, VG Towers, Near EB Office, Rayakottai Main Road, Hosur - 635109, Krishnagiri District, Tamil Nadu	U70101TZ2008PTC022242	Subsidiary	100.00	Section 2(87)
69	Baruni Properties Private Limited (BPPL)	Plot No. 59, VG Towers, Near EB Office, Rayakottai Main Road, Hosur - 635109, Krishnagiri District, Tamil Nadu	U45206TZ2008PTC021787	Subsidiary	100.00	Section 2(87)
70	Bougainvillea Properties Private Limited (BOPPL)	Plot No. 59, VG Towers, Near EB Office, Rayakottai Main Road, Hosur - 635109, Krishnagiri District, Tamil Nadu	U45201TZ2008PTC021770	Subsidiary	100.00	Section 2(87)
71	Camelia Properties Private Limited (CPPL)	Plot No. 59, VG Towers, Near EB Office, Rayakottai Main Road, Hosur - 635109, Krishnagiri District, Tamil Nadu	U70102TZ2008PTC021850	Subsidiary	100.00	Section 2(87)

Sl. No	Name#	Address of the Company	CIN / GLN	Holding/ Subsidiary/ Associate	% of shares held (effective holding)	Applicable Section
72	Deepesh Properties Private Limited (DPPL)	Plot No. 59, VG Towers, Near EB Office, Rayakottai Main Road, Hosur - 635109, Krishnagiri District, Tamil Nadu	U70102TZ2010PTC021792	Subsidiary	100.00	Section 2(87)
73	Eila Properties Private Limited (EPPL)	Plot No. 59, VG Towers, Near EB Office, Rayakottai Main Road, HOSUR Krishnagiri- 635109 Tamil Nadu	U45203TZ2008PTC028473	Subsidiary	100.00	Section 2(87)
74	Gerbera Properties Private Limited (GPL)	Plot No. 59, VG Towers, Near EB Office, Rayakottai Main Road, Hosur - 635109, Krishnagiri District, Tamil Nadu	U70101TZ2008PTC021802	Subsidiary	100.00	Section 2(87)
75	Lakshmi Priya Properties Private Limited (LPPPL)	Plot No. 59, VG Towers, Near EB Office, Rayakottai Main Road, Hosur Krishnagiri- 635109 Tamil Nadu	U45200TZ2008PTC028181	Subsidiary	100.00	Section 2(87)
76	Honeysuckle Properties Private Limited (HPPL)	Plot No. 59, VG Towers, Near EB Office, Rayakottai Main Road, Hosur - 635109, Krishnagiri District, Tamil Nadu	U45201TZ2008PTC021847	Subsidiary	100.00	Section 2(87)
77	Idika Properties Private Limited (IPPL)	Plot No. 59, VG Towers, Near EB Office, Rayakottai Main Road, Hosur - 635109, Krishnagiri District, Tamil Nadu	U70101TZ2008PTC022222	Subsidiary	100.00	Section 2(87)
78	Krishnapriya Properties Private Limited (KPPL)	Plot No. 59, VG Towers, Near EB Office, Rayakottai Main Road, Hosur - 635109, Krishnagiri District, Tamil Nadu	U70102TZ2007PTC021855	Subsidiary	100.00	Section 2(87)
79	Larkspur Properties Private Limited (LPPL)	Plot No. 59, VG Towers, Near EB Office, Rayakottai Main Road, Hosur - 635109, Krishnagiri District, Tamil Nadu	U45200TZ2008PTC021848	Subsidiary	100.00	Section 2(87)
80	Nadira Properties Private Limited (NPPL)	Plot No. 59, VG Towers, Near EB Office, Rayakottai Main Road, Hosur - 635109, Krishnagiri District, Tamil Nadu	U70109TZ2008PTC022221	Subsidiary	100.00	Section 2(87)
81	Padmapriya Properties Private Limited(PAPPL)	Plot No. 59, VG Towers, Near EB Office, Rayakottai Main Road, Hosur - 635109, Krishnagiri District, Tamil Nadu	U70101TZ2010PTC021798	Subsidiary	100.00	Section 2(87)
82	Prakalpa Properties Private Limited (PPPL)	Plot No. 59, VG Towers, Near EB Office, Rayakottai Main Road, Hosur - 635109, Krishnagiri District, Tamil Nadu	U70109TZ2008PTC022241	Subsidiary	100.00	Section 2(87)
83	Purnachandra Properties Private Limited (PUPPL)	Plot No. 59, VG Towers, Near EB Office, Rayakottai Main Road, Hosur - 635109, Krishnagiri District, Tamil Nadu	U70102TZ2007PTC021856	Subsidiary	100.00	Section 2(87)
84	Shreyadita Properties Private Limited (SPPL)	Plot No. 59, VG Towers, Near EB Office, Rayakottai Main Road, Hosur - 635109, Krishnagiri District, Tamil Nadu	U70109TZ2008PTC021853	Subsidiary	100.00	Section 2(87)
85	Pranesh Properties Private Limited (PRPPL)	Plot No. 59, VG Towers, Near EB Office, Rayakottai Main Road, Hosur - 635109, Krishnagiri District, Tamil Nadu	U70102TZ2011PTC021849	Subsidiary	100.00	Section 2(87)
86	Sreepa Properties Private Limited (SRPPL)	Plot No. 59, VG Towers, Near EB Office, Rayakottai Main Road, Hosur - 635109, Krishnagiri District, Tamil Nadu	U70102TZ2007PTC021852	Subsidiary	100.00	Section 2(87)
87	Radhapriya Properties Private Limited (RPPL)	Plot No. 59, VG Towers, Near EB Office, Rayakottai Main Road, Hosur - 635109, Krishnagiri District, Tamil Nadu	U70102TZ2011PTC021854	Subsidiary	100.00	Section 2(87)

Sl. No	Name#	Address of the Company	CIN / GLN	Holding/ Subsidiary/ € Associate	% of shares held (effective holding)	Applicable Section
88	Asteria Real Estates Private Limited (AREPL)	Plot No. 59, VG Towers, Near EB Office, Rayakottai Main Road, Hosur - 635109, Krishnagiri District, Tamil Nadu	U45200TZ2008PTC021712	Subsidiary	100.00	Section 2(87)
89	Lantana Properties Private Limited (Formerly GMR Hosur Industrial City Private Limited) (GHICL)	Plot No. 59, VG Towers, Near EB Office, Rayakottai Main Road, Hosur - 635109, Krishnagiri District, Tamil Nadu	U74120TZ2012PTC021851	Subsidiary	100.00	Section 2(87)
90	Namitha Real Estates Private Limited (NREPL)	Skip House, No. 25/1, Museum Road Bangalore- 560025 Karnataka	U70102KA2008PTC047823	Subsidiary	100.00	Section 2(87)
91	Honey Flower Estates Private Limited (HFEPL)	No. 25/1, Skip House, Museum Road, Bangalore - 560025 Karnataka	U70100KA2003PTC032917	Subsidiary	100.00	Section 2(87)
92	GMR Hosur EMC Limited (GHEMCL)	Riaz Garden, Old No. 12, New No 29, Kodambakkam High Road, Chennai-600034 Tamil Nadu	U74900TN2013PLC092846.	Subsidiary	100.00	Section 2(87)
93	GMR SEZ & Port Holdings Limited (GSPHL) (Formerly GMR SEZ & Port Holdings Private Limited)	7th Floor, 701, Naman Center Bandra Kurla Complex, Plot No 31, Bandra East Mumbai Bandra Suburban- 400051 Maharashtra	U74900MH2008PLC274347	Subsidiary	100.00	Section 2(87)
94	East Godavari Power Distribution Company Private Limited (EGPDCPL)	4th Floor, GMR Aero Towers Rajiv Gandhi International Airport, Shamshabad, Hyderabad - 500108 Telangana	U40101TG2014PTC093613	Subsidiary	100.00	Section 2(87)
95	Suzone Properties Private Limited (SUPPL)	No. 25/1, Skip House, Museum Road, Bangalore - 560025 Karnataka	U70200KA2011PTC059294	Subsidiary	100.00	Section 2(87)
96	GMR Utilities Private Limited (GUPL)	No. 25/1, Skip House, Museum Road, Bangalore - 560025 Karnataka	U41000KA2014PTC076930	Subsidiary	100.00	Section 2(87)
97	Lilliam Properties Private Limited (LPPL)	No. 25/1, Skip House, Museum Road, Bangalore - 560025 Karnataka	U70100KA2012PTC065861	Subsidiary	100.00	Section 2(87)
98	GMR Corporate Affairs Private Limited (GCAPL)	No. 25/1, Skip House, Museum Road, Bangalore - 560025 Karnataka	U74999KA2006PTC041279	Subsidiary	100.00	Section 2(87)
99	Dhruvi Securities Private Limited (DSPL)	No. 25/1, Skip House, Museum Road, Bangalore - 560025 Karnataka	U65900KA2007PTC050828	Subsidiary	100.00	Section 2(87)
100	Kakinada SEZ Limited (KSL) (Formerly Kakinada SEZ Private Limited)	4th Floor, GMR Aero Towers Rajiv Gandhi International Airport Shamshabad, Hyderabad - 500108, Telangana	U45200TG2003PLC041961	Subsidiary	51.00	Section 2(87)
101	GMR Business Process and Services Private Limited (GBPSPL)	No. 25/1, Skip House, Museum Road, Bangalore - 560025 Karnataka	U74900KA2011PTC060052	Subsidiary	100.00	Section 2(87)
102	GMR Infrastructure (Mauritius) Limited (GIML)	Abax Corporate Services Limited, 6th Floor, Tower A, 1, Cyber City, Ebane, Mauritius	-	Subsidiary	100.00	Section 2(87)
103	GMR Infrastructure (Cyprus) Limited (GICL)	Julia House, 3, Themistokli Dervis Street, C.Y 1066, Nicosia, Cyprus	-	Subsidiary	100.00	Section 2(87)
104	GMR Infrastructure Overseas Limited (GIOSL)	Level 2 West, Mercury Tower, The Exchange Financial and Business Centre, Elia Zammit Street, St Julian's STJ 3155, Malta	-	Subsidiary	100.00	Section 2(87)
105	GMR Infrastructure (UK) Limited (GIUL)	Paperchase Business Services Ltd, 42, Sydenham Road	-	Subsidiary	100.00	Section 2(87)
106	GMR Infrastructure (Global) Limited (GIGL)	33 37 Athol Street, Douglas, Isle of Man, IM1 1LB	-	Subsidiary	100.00	Section 2(87)

Sl. No	Name#	Address of the Company	CIN / GLN	Holding/ Subsidiary/ €Associate	% of shares held (effective holding)	Applicable Section
107	GMR Energy (Global) Limited (G EGL)	33 37 Athol Street, Douglas, Isle of Man, IM1 1LB	-	Subsidiary	100.00	Section 2(87)
108	GMR Infrastructure (Overseas) Limited (GIOL)	Abax Corporate Services Limited, 6th Floor, Tower A, 1 CyberCity, Ebene, Mauritius	-	Subsidiary	100.00	Section 2(87)
109	Raxa Security Services Limited ('Raxa' or 'RSSL')	25/1, Skip House Museum Road Bangalore-560025 Karnataka	U74920KA2005PLC036865	Subsidiary	100.00	Section 2(87)
110	Indo Tausch Trading DMCC (ITDD)	Plot No DMCC-PH2-J&GPlexS, Jewellery & Gemplex, Dubai, United Arab Emirates	-	Subsidiary	100.00	Section 2(87)
111	Kakinada Gateway Port Limited (KGPL)	D No. 70-14-15/6, Road No 6, Siddhartha Nagar, Kakinada, East Godavari-533003, Andhra Pradesh	U45400AP2016PLC103636	Subsidiary	51.00	Section 2(87)
112	GMR Goa International Airport Limited (GGIAL)	Survey No. 381/3, Mathura Building, 1 st Floor, NH-17, Porvorim-403501, Goa	U63030GA2016PLC013017	Subsidiary	100.00	Section 2(87)
113	GMR SEZ Infra Services Limited (GSISL)	7th Floor, Naman Centre, Plot No.C 31, G Block Bandra - Kurla Complex, Bandra (East) Mumbai Mumbai City 400051, Maharashtra	U45201MH2016PLC281405	Subsidiary	100.00	Section 2(87)
114	GMR Infra Developers Limited (GIDL)	Naman Centre, 7 th Floor G Block, Bandra Kurla Complex Bandra (East), Mumbai-400051 Maharashtra	U74999MH2017PLC291718	Subsidiary	100.00	Section 2(87)
115	GMR Kamalanga Energy Limited (GKEL)*	No. 25/1, Skip House, Museum Road, Bangalore - 560025 Karnataka	U40101KA2007PLC044809	Subsidiary	45.22	Section 2(87)
116	Himtal Hydro Power Company Private Limited (HHPPL)*	Lalitpur District, Lalitpur Sub-metropolitan City, Ward No. 10, Chakupat, Nepal	-	Subsidiary	42.42	Section 2(87)
117	Delhi Duty Free Services Private Limited (DDFS)*	Building No. 301, Ground Floor, Opp. Terminal 3, Indira Gandhi International Airport, New Delhi-110037	U52599DL2009PTC191963	Subsidiary	48.97	Section 2(87)
118	GMR Upper Karnali Hydropower Limited (GUKPL)*	Lalitpur District, Lalitpur, Sub-Metropolitan City, Ward No. 10, Chakupat, Nepal	-	Subsidiary	39.52	Section 2(87)
119	Hyderabad Menzies Air Cargo Private Limited (HMACPL)	Air Cargo Terminal, Rajiv Gandhi International Airport, Shamshabad, Hyderabad 500108, Telangana	U62100TG2006PTC049243	Subsidiary	32.13	Section 2(87)
120	GMR Highways Projects Private Limited (GHPPL)®	4th Floor, Birla Tower 25, Barakhambha Road, New Delhi-110001	U45203DL2011PTC225560	Subsidiary	100.00	Section 2(87)
121	East Delhi Waste Processing Company Limited (EDWPCL)	4th Floor, Dr Gopal Das Bhawan, 28, Barakhambha Road, New Delhi-110001	U37100DL2005PLC135148	Associate	31.35	Section 2(6)
122	GMR OSE Hungund Hospet Highways Private Limited (GOSEHHHPL)	Asset 5B, Hospitality District, Delhi Aero City IGI Airport New Delhi 110037	U45201DL2010PTC313953	Associate	36.00	Section 2(6)
123	GMR Rajahmundry Energy Limited (GREL)*	No. 25/1, Skip House, Museum Road, Bangalore - 560025 Karnataka	U40107KA2009PLC051643	Associate	45.00	Section 2(6)
124	GMR Chhattisgarh Energy Limited (GCHL)*	No. 25/1, Skip House, Museum Road, Bangalore - 560025 Karnataka	U40108KA2008PLC047974	Associate	47.62	Section 2(6)
125	GMR Megawide Cebu Airport Corporation (GMCAC)	MCIA passenger terminal building, Airport terminal, Lapu-Lapu city, Cebu, Philippines	-	Associate	40.00	Section 2(6)

Sl. No	Name#	Address of the Company	CIN / GLN	Holding/ Subsidiary/ € Associate	% of shares held (effective holding)	Applicable Section
126	Travel Food Services (Delhi Terminal 3) Private Limited (TF SPL)	New Udaan Bhawan, Opp. Terminal 3, IGI Airport, New Delhi-110037	U55101DL2009PTC196639	Associate	25.60	Section 2(6)
127	Asia Pacific Flight Training Academy Limited (APFT)	GMR HIAL Airport Office Rajiv Gandhi International Airport Shamshabad Hyderabad- 500108 Telangana	U80302TG2011PLC072687	Associate	25.23	Section 2(6)
128	Laqshya Hyderabad Airport Media Private Limited (LHAMPL)	Jaganlaxmi, Laqshya House, Next to Rameshwar Temple, Saraswati Baug, Society Road, Jogeshwari (East), Mumbai-400060 Maharashtra	U74300MH2007PTC176612	Associate	30.87	Section 2(6)
129	Delhi Aviation Services Private Limited (DASPL)	New Udaan Bhawan, Opp. Terminal 3 Indira Gandhi International Airport New Delhi-110037	U24233DL2007PTC165308	Associate	32.00	Section 2(6)
130	TIM Delhi Airport Advertising Private Limited (TIMDAA)	202, G-5 Building, Parking complex, Domestic Terminal, IGI Airport New Delhi-110037	U74999DL2010PTC203419	Associate	31.94	Section 2(6)
131	Rampia Coal Mine and Energy Private Limited (RCMEPL)	Plot No 409/B Saheed Nagar Bhubaneswar Khordha-751007 Orissa	U10101OR2008PTC009827	Associate	9.00	Section 2(6)
132	PT Golden Energy Mines Tbk (PTGEMS)	Sinar Mas Land Plaza, Tower II, 6 th Floor, JL. MH Thamrin No. 51, Jakarta Pusat / Central Jakarta	-	Associate	30.00	Section 2(6)
133	PT Roundhill Capital Indonesia (RCI)	Sinar Mas Land Plaza, Tower II, 7 th Floor, JL MH Thamrin No. 51, Jakarta Pusat / Central Jakarta	-	Associate	29.70	Section 2(6)
134	PT Borneo Indobara (BIB)	Sinar Mas Land Plaza, Tower II, 7 th Floor, JL MH Thamrin No. 51, Jakarta Pusat / Central Jakarta	-	Associate	29.43	Section 2(6)
135	PT Kuansing Inti Makmur (KIM)	Desa Tanjung Belit, Jujuhan Kabupaten, Bungo, Jambi	-	Associate	30.00	Section 2(6)
136	PT Karya Cemerlang Persada (KCP)	Desa Tanjung Belit, Jujuhan Kabupaten, Bungo, Jambi	-	Associate	30.00	Section 2(6)
137	PT Bungo Bara Utama (BBU)	JL Rangkayo Hitam RT/RW: 014/005, Kel. Bungo Timur, Kec. Pasar Muara Bungo, Kabupaten Bungo, Jambi	-	Associate	30.00	Section 2(6)
138	PT Bara Harmonis Batang Asam (BHBA)	Desa Ujung Tanjung, Jujuhan Kabupaten, Bungo, Jambi	-	Associate	30.00	Section 2(6)
139	PT Berkat Nusantara Permai (BNP)	Desa Tanjung Belit, Jujuhan Kabupaten, Bungo, Jambi	-	Associate	30.00	Section 2(6)
140	PT Tanjung Belit Bara Utama (TBBU)	JL Rangkayo Hitam RT/RW: 014/005, Muara Bungo, Kabupaten Bungo, Jambi	-	Associate	30.00	Section 2(6)
141	PT Trisula Kencana Sakti (TKS)	Jln. Panti Ajar RT 06RW13 No. 63, KEL. Lanjas, Kec. Teweh Tengah, Kab. Barito, Utara, Muara Teweh, Kalimantan Tengah / Central of Kalimantan	-	Associate	21.00	Section 2(6)
142	GEMS Trading Resources Pte Limited (GEMSCR) (Formerly GEMS Coal Resources Pte Limited)	One Raffles Place # 28-02, Tower 1, Singapore	-	Associate	30.00	Section 2(6)
143	PT Karya Mining Solution (KMS) (Formerly PT Bumi Anugerah Semesta)	Sinar Mas Land Plaza, Tower II, 6 th Floor, JL MH Thamrin No. 51, Jakarta Pusat / Central Jakarta	-	Associate	30.00	Section 2(6)

144	Delhi Aviation Fuel Facility Private Limited (DAFF)	Aviation Fuelling Station, Shahbad Mohammad Pur, IGI Airport, New Delhi-110037	U74999DL2009PTC193079	Associate	16.64	Section 2(6)
145	Celebi Delhi Cargo Terminal Management India Private Limited (CDCTM)	Room No. CE-05, First Floor, Import Building 2, International Cargo Terminal, IGI Airport, New Delhi- 110037	U74900DL2009FTC191359	Associate	16.64	Section 2(6)
146	Wipro Airport IT Services Limited (WAISL)	Doddakannelli, Sarjapur Road, Bangalore- 560035, Karnataka	U72200KA2009PLC051272	Associate	16.64	Section 2(6)
147	Limak GMR Construction JV (CJV)	Istanbul, Sabiha Gokcen Havaalani, Pendik, Istanbul, Turkey	-	Associate	50.00	Section 2(6)
148	PT Gems Energy Indonesia (Gems Energy)	Sinar Mas Land Plaza, Tower II, 6 th Floor, JL MH Thamrin No. 51, Jakarta Pusat / Central Jakarta	-	Associate	30.00	Section 2(6)
149	Shanghai Jingguang Energy Co. Ltd (SJECL)	People's Republic of China	-	Associate	30.00	Section 2(6)
150	Megawide - GISPL Construction Joint Venture (MGCJV)	20 N Domingo Street Brgy. Valencia, Quezon City Philippines	-	Associate	50.00	Section 2(6)
151	PT Era Mitra Selaras (EMS)	Sinar Mas Land Plaza, Tower II, 6 th Floor, JL MH Thamrin No. 51, Jakarta Pusat / Central Jakarta	-	Associate	30.00	Section 2(6)
152	PT Wahana Rimba (WRL)	Sinar Mas Land Plaza, Tower II, 6 th Floor, JL MH Thamrin No. 51, Jakarta Pusat / Central Jakarta	-	Associate	30.00	Section 2(6)
153	PT Berkas Satria Abadi (BSA)	Sinar Mas Land Plaza, Tower II, 6 th Floor, JL MH Thamrin No. 51, Jakarta Pusat / Central Jakarta	-	Associate	30.00	Section 2(6)

* assessed as Jointly Controlled Entities for the purpose of Indian Accounting Standards.

does not include Company limited by guarantee.

Pursuant to an order of the Madras High Court, conforming a Scheme of Amalgamation, GHPL was merged with GMR Enterprises Private Limited (GEPL) with an appointed date of March 30, 2015. Accordingly, as on date GHPL ceased to be the holding Company and GEPL has become the Holding Company.

€ Associates include Joint Ventures.

§ Includes 2.85% owned by Welfare Trust of GMR Infra Employees and percentage of effective holding rounded off.

@ In the process of striking off.

IV. Shareholding Pattern (Equity Share Capital Breakup as percentage of Total Equity):

i) Category-wise Shareholding

Category of Shareholders	No. of Shares held at the beginning of the year				No. of Shares held at the end of the year				% Change during the year (rounded off)
	Demat	Physical	Total	% of Total Shares	Demat	Physical	Total	% of Total Shares	
A. Promoters									
(1) Indian									
a) Individual / HUF	6243170	0	6243170	0.10	6243170	0	6243170	0.10	0.00
b) Central Government	0	0	0	0.00	0	0	0	0.00	0.00
c) State Government (s)	0	0	0	0.00	0	0	0	0.00	0.00
d) Bodies Corporate	3712529943	0	3712529943	61.51	3715302079	0	3715302079	61.56	0.05
e) Banks / FI	0	0	0	0.00	0	0	0	0.00	0.00
f) Any Other	4000	0	4000	0.00	4000	0	4000	0.00	0.00
Sub-Total (A)(1):	3718777113	0	3718777113	61.61	3721549249	0	3721549249	61.66	0.05
(2) Foreign									
a) NRIs - Individuals	0	0	0	0.00	0	0	0	0.00	0.00
b) Other - Individuals	0	0	0	0.00	0	0	0	0.00	0.00
c) Bodies Corporate	0	0	0	0.00	0	0	0	0.00	0.00
d) Banks / FI	0	0	0	0.00	0	0	0	0.00	0.00
e) Any Other	0	0	0	0.00	0	0	0	0.00	0.00
Sub-Total (A)(2):	0	0	0	0.00	0	0	0	0.00	0.00

Category of Shareholders	No. of Shares held at the beginning of the year				No. of Shares held at the end of the year				% Change during the year (rounded off)
	Demat	Physical	Total	% of Total Shares	Demat	Physical	Total	% of Total Shares	
Total Shareholding of Promoters (A) = (A)(1) + (A)(2)	3718777113	0	3718777113	61.61	3721549249	0	3721549249	61.66	0.05
B. Public Shareholding									
(1) Institutions									
a) Mutual Funds / UTI	134219140	0	134219140	2.22	148148587	0	148148587	2.45	0.23
b) Banks / FI	339192720	0	339192720	5.62	324310478	0	324310478	5.37	-0.25
c) Central Government	0	0	0	0.00	0	0	0	0.00	0.00
d) State Government (s)	0	0	0	0.00	0	0	0	0.00	0.00
e) Venture Capital Funds	0	0	0	0.00	0	0	0	0.00	0.00
f) Insurance Companies	0	0	0	0.00	0	0	0	0.00	0.00
g) FII/ FPIs	1167221603	0	1167221603	19.34	1232822056	0	1232822056	20.42	1.08
h) Foreign Venture Capital Funds	0	0	0	0.00	0	0	0	0.00	0.00
i) Others (specify)	0	0	0	0.00	0	0	0	0.00	0.00
Sub-Total (B)(1):	1640633463	0	1640633463	27.18	1705281121	0	1705281121	28.25	1.07
(2) Non-Institutions									
a) Bodies Corporate									
i) Indian	180457639*	0	180457639*	3.00	140016112*	0	140016112*	2.32	-0.68
ii) Overseas	0	0	0	0.00	0	0	0	0.00	0.00
b) Individuals									
i) Individual shareholders holding nominal share capital upto ₹ 1 Lakh	389223704	975771	390199475	6.46	348945199	922968	349868167	5.80	-0.67
ii) Individual shareholders holding nominal share capital excess of ₹ 1 Lakh	79990833	0	79990833	1.33	82786285	0	82786285	1.37	0.05
c) Others									
i) Trusts	23220	0	23220	0.00	26720	0	26720	0.00	0.00
ii) Non Resident Indians	19710435	0	19710435	0.33	14688809	0	17833981	0.29	-0.09
iii) Clearing Members	6153097	0	6153097	0.10	18583640	0	18583640	0.31	0.21
Sub-Total (B)(2):	675558928	975771	676534699	11.21	608191937	922968	609114905	10.09	-1.12
Total Public Shareholding (B) = (B)(1) + (B)(2)	2316192391	975771	2317168162	38.39	2313473058	922968	2314396026	38.34	-0.05
C. Shares held by Custodian for GDRs & ADRs	0	0	0	0.00	0	0	0	0.00	0.00
Grand Total (A+B+C)	6034969504	975771	6035945275	100.00	6035022307	922968	6035945275	100.00	0.00

* including NBFC registered with RBI.

ii) Shareholding of Promoters & Promoters Group

Sl. No.	Shareholders Name*	Shareholding at the beginning of the year			Shareholding at the end of the year			% change in shareholding during the year
		No. of Shares	% of total Shares of the company	% of Shares Pledged / encumbered to total shares	No. of Shares	% of total Shares of the company	% of Shares Pledged / encumbered to total shares	
1.	GMR Infra Ventures LLP	31321815	0.52	0.00	31321815	0.52	0.00	0.00
2.	GMR Enterprises Private Limited#	2875472962	47.64	42.24	2878245098	47.69	38.55	0.05
3.	Mr. Grandhi Mallikarjuna Rao	1731330	0.03	0.00	1731330	0.03	0.00	0.00
4.	Mrs. Grandhi Varalakshmi	942660	0.02	0.00	942660	0.02	0.00	0.00
5.	Mrs. Grandhi Ragini	638700	0.01	0.00	638700	0.01	0.00	0.00
6.	Mrs. Grandhi Smitha Raju	812500	0.01	0.00	812500	0.01	0.00	0.00
7.	Mr. Grandhi Kiran Kumar	872160	0.01	0.00	872160	0.01	0.00	0.00
8.	Mr. Srinivas Bommidala	451660	0.01	0.00	451660	0.01	0.00	0.00
9.	Mr. Grandhi Buchi Sanyasi Raju	544160	0.01	0.00	544160	0.01	0.00	0.00
10.	Mrs. B Ramadevi	250000	0.00	0.00	250000	0.00	0.00	0.00
11.	Grandhi Buchi Sanyasi Raju and Satyavathi Smitha Trust - Mr. G.B.S. Raju, Trustee^	1000	0.00	0.00	1000	0.00	0.00	0.00
12.	Srinivas Bommidala and Ramadevi Trust - Mr. Srinivas Bommidala, Trustee^	1000	0.00	0.00	1000	0.00	0.00	0.00
13.	Grandhi Kiran Kumar and Ragini Trust - Mr. G. Kiran Kumar, Trustee^	1000	0.00	0.00	1000	0.00	0.00	0.00
14.	Grandhi Varalakshmi Mallikarjuna Rao Trust - Mr. G. Mallikarjuna Rao, Trustee^	1000	0.00	0.00	1000	0.00	0.00	0.00
15.	GMR Business & Consultancy LLP	805635166	13.35	8.10	805635166	13.35	6.78	0.00
16.	Cadence Enterprises Private Limited	100000	0.00	0.00	100000	0.00	0.00	0.00
	Total	3718777113	61.61	50.34	3721549249	61.66	45.33	0.05

^ Shares held in the name of trustee

* Shares include the shares held as Karta of HUF (wherever applicable).

Shareholding of GMR Holdings Private Limited added to GMR Enterprises Private Limited pursuant to order of Hon'ble High Court of Madras.

iii) Change in Promoters & Promoters Group Shareholding (Please specify, if there is no change)

Sl. No.	Shareholder's Name	Shareholding at the beginning of the year		Cumulative Shareholding during the year	
		No. of shares	% of total shares of the Company	No. of shares	% of total shares of the Company
1.	GMR Infra Ventures LLP				
	At the beginning of the year	31321815	0.52	31321815	0.52
	Date wise Increase / Decrease in Promoters Shareholding during the year specifying the reasons for increase / decrease (e.g. allotment / transfer / bonus / Sweat equity etc.)	-	-	-	-
	At the end of the year			31321815	0.52
2.	GMR Enterprises Private Limited#				
	At the beginning of the year	2875472962	47.64	2875472962	47.64
	Purchased on 09/11/2016	2600000	0.04	2878072962	47.68
	Purchased on 21/11/2016	172136	0.00	2878245098	47.69
	At the end of the year			2878245098	47.69
3.	Mr. Grandhi Mallikarjuna Rao				
	At the beginning of the year	1731330	0.03	1731330	0.03
	Date wise Increase / Decrease in Promoters Shareholding during the year specifying the reasons for increase / decrease (e.g. allotment / transfer / bonus / Sweat equity etc.)	-	-	-	-
	At the end of the year			1731330	0.03

4.	Mrs. Grandhi Varalakshmi				
	At the beginning of the year	942660	0.02	942660	0.02
	Date wise Increase / Decrease in Promoters Shareholding during the year specifying the reasons for increase / decrease (e.g. allotment / transfer / bonus / Sweat equity etc)	-	-	-	-
	At the end of the year			942660	0.02
5.	Mrs. Grandhi Ragini				
	At the beginning of the year	638700	0.01	638700	0.01
	Date wise Increase / Decrease in Promoters Shareholding during the year specifying the reasons for increase / decrease (e.g. allotment / transfer / bonus / Sweat equity etc)	-	-	-	-
	At the end of the year			638700	0.01
6.	Mrs. Grandhi Smitha Raju				
	At the beginning of the year	812500	0.01	812500	0.01
	Date wise Increase / Decrease in Promoters Shareholding during the year specifying the reasons for increase / decrease (e.g. allotment / transfer / bonus / Sweat equity etc)	-	-	-	-
	At the end of the year			812500	0.01
7.	Mr. Grandhi Kiran Kumar				
	At the beginning of the year	872160	0.01	872160	0.01
	Date wise Increase / Decrease in Promoters Shareholding during the year specifying the reasons for increase / decrease (e.g. allotment / transfer / bonus / Sweat equity etc)	-	-	-	-
	At the end of the year			872160	0.01
8.	Mr. Srinivas Bommidala				
	At the beginning of the year	451660	0.01	451660	0.01
	Date wise Increase / Decrease in Promoters Shareholding during the year specifying the reasons for increase / decrease (e.g. allotment / transfer / bonus / Sweat equity etc)	-	-	-	-
	At the end of the year			451660	0.01
9.	Mr. Grandhi Butchi Sanyasi Raju				
	At the beginning of the year	544160	0.01	544160	0.01
	Date wise Increase / Decrease in Promoters Shareholding during the year specifying the reasons for increase / decrease (e.g. allotment / transfer / bonus / Sweat equity etc)	-	-	-	-
	At the end of the year			544160	0.01
10.	Mrs. B Ramadevi				
	At the beginning of the year	250000	0.00	250000	0.00
	Date wise Increase / Decrease in Promoters Shareholding during the year specifying the reasons for increase / decrease (e.g. allotment / transfer / bonus / Sweat equity etc)	-	-	-	-
	At the end of the year			250000	0.00
11.	Grandhi Buchi Sanyasi Raju and Satyavathi Smitha Trust - Mr. G.B.S. Raju, Trustee[^]				
	At the beginning of the year	1000	0.00	1000	0
	Date wise Increase / Decrease in Promoters Shareholding during the year specifying the reasons for increase / decrease (e.g. allotment / transfer / bonus / Sweat equity etc)	-	-	-	-
	At the end of the year			1000	0.00

12. Srinivas Bommidala and Ramadevi Trust - Mr. Srinivas Bommidala, Trustee[^]	At the beginning of the year	1000	0.00	1000	0.00
	Date wise Increase / Decrease in Promoters Shareholding during the year specifying the reasons for increase / decrease (e.g. allotment / transfer / bonus / Sweat equity etc)	-	-	-	-
	At the end of the year			1000	0.00
13. Grandhi Kiran Kumar and Ragini Trust - Mr. G. Kiran Kumar, Trustee[^]	At the beginning of the year	1000	0.00	1000	0
	Date wise Increase / Decrease in Promoters Shareholding during the year specifying the reasons for increase / decrease (e.g. allotment / transfer / bonus / Sweat equity etc)	-	-	-	-
	At the end of the year			1000	0.00
14. Grandhi Varalakshmi Mallikarjuna Rao Trust - Mr. G. Mallikarjuna Rao, Trustee[^]	At the beginning of the year	1000	0.00	1000	0.00
	Date wise Increase / Decrease in Promoters Shareholding during the year specifying the reasons for increase / decrease (e.g. allotment / transfer / bonus / Sweat equity etc.)	-	-	-	-
	At the end of the year			1000	0.00
15. GMR Business and Consultancy LLP	At the beginning of the year	805635166	13.35	805635166	13.35
	Date wise Increase / Decrease in Promoters Shareholding during the year specifying the reasons for increase / decrease (e.g. allotment / transfer / bonus / Sweat equity etc.)	-	-	-	-
	At the end of the year			805635166	13.35
16. Cadence Enterprises Private Limited	At the beginning of the year	100000	0.00	100000	0.00
	Date wise Increase / Decrease in Promoters Shareholding during the year specifying the reasons for increase / decrease (e.g. allotment / transfer / bonus / Sweat equity etc)	-	-	-	-
	At the end of the year			100000	0.00

[#] Shareholding of GMR Holdings Private Limited added to GMR Enterprises Private Limited pursuant to order of Hon'ble High Court of Madras.

[^] Shares held in the name of trustee.

iv) Shareholding Pattern of Top Ten Shareholders (other than Directors, Promoters and Holders of GDRs and ADRs) (based on position of shareholders as on March 31, 2017)

Sl. No.	Shareholder's Name	Shareholding at the beginning of the year		Cumulative Shareholding during the year	
		No. of shares	% of total shares of the Company	No. of shares	% of total shares of the company
1.	Dunearn Investments (Mauritius) Pte Ltd				
	At the beginning of the year	513639481	8.51	513639481	8.51
	Date wise Increase / Decrease in Shareholding during the year specifying the reasons for increase / decrease (e.g. allotment / transfer / bonus / sweat equity etc)	-	-	-	-
	At the end of the year			513639481	8.51
2.	Skyron Eco Ventures Private Limited				
	At the beginning of the year	136449103	2.26	136449103	2.26
	Date wise Increase / Decrease in Shareholding during the year specifying the reasons for increase / decrease (e.g. allotment / transfer / bonus / sweat equity etc)	-	-	-	-
	At the end of the year			136449103	2.26

Sl. No.	Shareholder's Name	Shareholding at the beginning of the year		Cumulative Shareholding during the year	
		No. of shares	% of total shares of the Company	No. of shares	% of total shares of the company
3.	Life Insurance Corporation of India				
	At the beginning of the year	103023136	1.71	103023136	1.71
	Date wise Increase / Decrease in Shareholding during the year specifying the reasons for increase / decrease (e.g. allotment / transfer / bonus / sweat equity etc)	-	-	-	-
	At the end of the year			103023136	1.71
4.	ICICI Prudential Value Discovery Fund				
	At the beginning of the year	74809147	1.24	74809147	1.24
	Date wise Increase / Decrease in Shareholding during the year specifying the reasons for increase / decrease (e.g. allotment / transfer / bonus / sweat equity etc)	-	-	-	-
	At the end of the year			74809147	1.24
5.	Nomura Singapore Limited				
	At the beginning of the year	73892175	1.22	73892175	1.22
	Sold on 29/04/2016	5275000	0.09	68617175	1.14
	Purchased on 20/05/2016	139635	0.00	68756810	1.14
	Sold on 27/05/2016	429000	0.01	68327810	1.13
	Sold on 30/06/2016	139635	0.00	68188175	1.13
	Purchased on 08/07/2016	24000	0.00	68212175	1.13
	Purchased on 30/09/2016	8190214	0.14	76402389	1.27
	Sold on 28/10/2016	1395000	0.02	75007389	1.24
	Sold on 04/11/2016	2400000	0.04	72607389	1.20
	Sold on 25/11/2016	2350000	0.04	70257389	1.16
	Sold on 03/03/2017	1986000	0.03	68271389	1.13
	Sold on 31/03/2017	1746175	0.03	66525214	1.10
		At the end of the year			66525214
6.	LTS Investment Fund Ltd				
	At the beginning of the year	61167000	1.01	61167000	1.01
	Purchased on 08/04/2016	5555000	0.09	66722000	1.11
	Purchased on 06/05/2016	4300000	0.07	71022000	1.18
	Purchased on 10/06/2016	1188000	0.02	72210000	1.20
	Purchased on 17/06/2016	537500	0.01	72747500	1.21
	Purchased on 08/07/2016	4000000	0.07	76747500	1.27
	Purchased on 07/10/2016	2500000	0.04	79247500	1.31
	At the end of the year			79247500	1.31
7.	CARMIGNAC GESTION A/C CARMIGNAC PATRIMOINE				
	At the beginning of the year	46196606	0.77	46196606	0.77
	Sold on 24/03/2017	572574	0.01	45624032	0.76
	Sold on 31/03/2017	2264055	0.04	43359977	0.72
	At the end of the year			43359977	0.72
8.	CARMIGNAC GESTION A/C CARMIGNAC INVESTISSEM ENT				
	At the beginning of the year	44998643	0.75	44998643	0.75
	Sold on 24/03/2017	557726	0.01	44440917	0.74
	Sold on 31/03/2017	2205344	0.04	42235573	0.70
	At the end of the year			42235573	0.70

9. LIC of India Market Plus Growth Fund					
At the beginning of the year	44160293	0.73	44160293	0.73	
Date wise Increase / Decrease in Shareholding during the year specifying the reasons for increase / decrease (e.g. allotment / transfer / bonus / sweat equity etc.)	-	-	-	-	
At the end of the year			44160293	0.73	
10. Vanguard Emerging Markets Stock Index Fund, Aserie					
At the beginning of the year	28873294	0.48	28873294	0.48	
Purchased on 08/04/2016	159852	0.00	29033146	0.48	
Purchased on 22/04/2016	117240	0.00	29150386	0.48	
Purchased on 10/06/2016	138828	0.00	29289214	0.49	
Purchased on 24/06/2016	470624	0.01	29759838	0.49	
Purchased on 22/07/2016	96264	0.00	29856102	0.49	
Purchased on 29/07/2016	280242	0.00	30136344	0.50	
Purchased on 05/08/2016	51637	0.00	30187981	0.50	
Purchased on 12/08/2016	236745	0.00	30424726	0.50	
Purchased on 19/08/2016	336704	0.01	30761430	0.51	
Purchased on 09/09/2016	147720	0.00	30909150	0.51	
Purchased on 07/10/2016	157568	0.00	31066718	0.51	
Purchased on 14/10/2016	108328	0.00	31175046	0.52	
Purchased on 28/10/2016	147720	0.00	31322766	0.52	
Purchased on 11/11/2016	320060	0.01	31642826	0.52	
Purchased on 25/11/2016	388996	0.01	32031822	0.53	
Purchased on 02/12/2016	221580	0.00	32253402	0.53	
Purchased on 06/01/2017	142320	0.00	32395722	0.54	
Purchased on 13/01/2017	302430	0.01	32698152	0.54	
Purchased on 20/01/2017	142320	0.00	32840472	0.54	
Purchased on 03/02/2017	426960	0.01	33267432	0.55	
Purchased on 17/02/2017	118600	0.00	33386032	0.55	
Purchased on 24/03/2017	231075	0.00	33617107	0.56	
At the end of the year			33617107	0.56	

v) Shareholding of Directors and Key Managerial Personnel

Sl. No.	Shareholder's Name [#]	Shareholding at the beginning of the year		Cumulative Shareholding during the year	
		No. of shares	% of total shares of the Company	No. of shares	% of total shares of the company
1.	Mr. G.M. Rao (Executive Chairman)				
	At the beginning of the year	1731330	0.03	1731330	0.03
	Date wise Increase / Decrease in Shareholding during the year specifying the reasons for increase / decrease (e.g. allotment / transfer / bonus / sweat equity etc.)	-	-		
	At the End of the year			1731330	0.03
2.	Mr. Grandhi Kiran Kumar (Managing Director & KMP)				
	At the beginning of the year	872160	0.01	872160	0.01
	Date wise Increase / Decrease in Shareholding during the year specifying the reasons for increase / decrease (e.g. allotment / transfer / bonus / sweat equity etc.)	-	-	-	-
	At the End of the year			872160	0.01

Sl. No.	Shareholder's Name [#]	Shareholding at the beginning of the year		Cumulative Shareholding during the year	
		No. of shares	% of total shares of the Company	No. of shares	% of total shares of the company
3.	Mr. Srinivas Bommidala (Group Director)				
	At the beginning of the year	451660	0.01	451660	0.01
	Date wise Increase / Decrease in Shareholding during the year specifying the reasons for increase / decrease (e.g. allotment / transfer / bonus / sweat equity etc.)	-	-		
	At the End of the year			451660	0.01
4.	Mr. G.B.S. Raju (Group Director)				
	At the beginning of the year	544160	0.01	544160	0.01
	Date wise Increase / Decrease in Shareholding during the year specifying the reasons for increase / decrease (e.g. allotment / transfer / bonus / sweat equity etc.)	-	-		
	At the End of the year			544160	0.01
5.	Mr. B.V.N. Rao (Group Director)				
	At the beginning of the year	182142	0.00	182142	0.00
	Date wise Increase / Decrease in Shareholding during the year specifying the reasons for increase / decrease (e.g. allotment / transfer / bonus / sweat equity etc.)	-	-		
	At the End of the year			182142	0.00
6.	Mr. R.S.S.L.N. Bhaskarudu (Independent Director)				
	At the beginning of the year	-	-	-	-
	Date wise Increase / Decrease in Shareholding during the year specifying the reasons for increase / decrease (e.g. allotment / transfer / bonus / sweat equity etc.)	-	-		
	At the End of the year			-	-
7.	Mr. N.C. Sarabeswaran (Independent Director)				
	At the beginning of the year	24285	0.00	24285	0.00
	Date wise Increase / Decrease in Shareholding during the year specifying the reasons for increase / decrease (e.g. allotment / transfer / bonus / sweat equity etc.)	-	-		
	At the End of the year			24285	0.00
8.	Mr. S. Sandilya (Independent Director)				
	At the beginning of the year	7000	0.00	7000	0.00
	Date wise Increase / Decrease in Shareholding during the year specifying the reasons for increase / decrease (e.g. allotment / transfer / bonus / sweat equity etc.)	-	-		
	At the End of the year			7000	0.00
9.	Mr. C.R. Muralidharan (Independent Director)				
	At the beginning of the year	-	-	-	-
	Date wise Increase / Decrease in Shareholding during the year specifying the reasons for increase / decrease (e.g. allotment / transfer / bonus / sweat equity etc.)	-	-		
	At the End of the year			-	-
10.	Mr. S. Rajagopal (Independent Director)				
	At the beginning of the year	26714	0.00	26714	0.00
	Date wise Increase / Decrease in Shareholding during the year specifying the reasons for increase / decrease (e.g. allotment / transfer / bonus / sweat equity etc.)	-	-		
	At the End of the year			26714	0.00

11. Mrs. Vissa Siva Kameswari (Independent Director)	At the beginning of the year	-	-	-	-
	Date wise Increase / Decrease in Shareholding during the year specifying the reasons for increase / decrease (e.g. allotment / transfer / bonus / sweat equity etc.)	-	-	-	-
	At the End of the year			-	-
12. Mr. Madhva Bhimacharya Terdal (CFO - KMP)	At the beginning of the year	392214	0.01	392214	0.01
	Date wise Increase / Decrease in Shareholding during the year specifying the reasons for increase / decrease (e.g. allotment / transfer / bonus / sweat equity etc.)	-	-	-	-
	At the End of the year			392214	0.01
13. Mr. Adi Seshavataram Cherukupalli (Company Secretary - KMP)	At the beginning of the year	128675	0.00	128675	0.00
	Date wise Increase / Decrease in Shareholding during the year specifying the reasons for increase / decrease (e.g. allotment / transfer / bonus / sweat equity etc.)	-	-	-	-
	At the End of the year			128675	0.00

* Shares include the shares held as Karta of HUF (wherever is applicable).

V. Indebtedness:

Indebtedness of the Company including interest outstanding / accrued but not due for payment (Amount ₹ in Crore)*

	Secured Loans excluding deposits	Unsecured Loans	Deposits	Total Indebtedness
Indebtedness at the beginning of the financial year				
i) Principal amount	1,988.93	3,659.99	-	5,648.91
ii) Interest due but not paid	-	-	-	-
iii) Interest accrued but not due	9.49	58.47	-	67.96
Total (i+ii+iii)	1,998.42	3,718.46	-	5,716.87
Change in Indebtedness during the financial year				
Addition	663.48	625.47	-	1,288.94
Reduction	449.42	455.51	-	904.93
Net Change	214.06	169.96	-	384.02
Indebtedness at the end of the financial year				
i) Principal amount	2,420.07	3,547.69	-	5,967.76
ii) Interest due but not paid	12.03	64.00	-	76.03
iii) Interest accrued but not due	1.53	55.58	-	57.10
Total (i+ii+iii)	2,212.48	3,888.41	-	6,100.88

*Figures have been regrouped pursuant to Indian Accounting Standards.

VI. Remuneration of Directors and Key Managerial Personnel:

A. Remuneration to Managing Director, Whole-time Directors and/or Manager:

Sl. No.	Particulars of Remuneration	Mr. G.M. Rao - Executive Chairman	Mr. Grandhi Kiran Kumar - Managing Director	Total Amount (₹ in Lacs)
1.	Gross salary			
	(a) Salary as per provisions contained in section 17(1) of the Income-tax Act, 1961	70.00	127.08	197.08
	(b) Value of perquisites u/s 17(2) Income-tax Act, 1961	1.29	-	1.29
	(c) Profits in lieu of salary under section 17(3) Income-tax Act, 1961	-	-	-
2.	Stock Option	-	-	-
3.	Sweat Equity	-	-	-
4.	Commission - as % of profit	-	-	-
5.	Others, please specify	-	-	-
	Total (A)	71.29	127.08	198.37
	Ceiling as per the Act*			

B. Remuneration to other Directors:

Sl. No.	Particulars of Remuneration	Name of Director								Total Amount (₹ in Lacs)
1. Independent Directors										
		Mr. R.S.S.L.N. Bhaskarudu	Dr. Prakash G. Apte (ceased to be director w.e.f. 14.09.2016)	Mr. V. Santhanaraman (ceased to be director w.e.f. 14.09.2016)	Mr. N.C. Sarabeswaran	Mr. S. Sandilya	Mr. C.R. Muralidharan	Mr. S. Rajagopal	Mrs. V. Siva Kameswari	
	Fee for attending board / committee meetings	6.00	1.20	1.60	5.00	2.40	2.00	4.40	4.80	27.40
	Commission	-	-	-	-	-	-	-	-	-
	Others, please specify	-	-	-	-	-	-	-	-	-
	Total (B)(1)	6.00	1.20	1.60	5.00	2.40	2.00	4.40	4.80	27.40
2. Other Non-Executive Directors										
		Mr. Srinivas Bommidala	Mr. G.B.S. Raju	Mr. B.V.N. Rao	Mr. Jayesh Desai (resigned on 13.02.2017)					
	Fee for attending board / committee meetings	-	-	-	-	-	-	-	-	-
	Commission	-	-	-	-	-	-	-	-	-
	Others, please specify	-	-	-	-	-	-	-	-	-
	Total (B)(2)	-	-	-	-	-	-	-	-	-
	Total (B) = (B)(1) + (B)(2)									27.40
	Overall Ceiling as per the Act*									

*N/A (due to inadequate profits).

C. Remuneration to Key Managerial Personnel other than MD / Manager / WTD:

Sl. No.	Particulars of Remuneration	Key Managerial Personnel		Total Amount (₹ in Lacs)
		Mr. Madhva Bhimacharya Terdal, Chief Financial Officer	Mr. Adi Seshavataram Cherukupalli, Company Secretary and Compliance Officer	
1.	Gross Salary			
	(a) Salary as per provisions contained in section 17(1) of the Income-tax Act, 1961	186.23	84.09	270.32
	(b) Value of perquisites u/s 17(2) Income-tax Act, 1961	10.32	-	10.32
	(c) Profits in lieu of salary under section 17(3) Income-tax Act, 1961	-	-	-
2.	Stock Option	-	-	-
3.	Sweat Equity	-	-	-
4.	Commission - as % of profit	-	-	-
5.	Others, please specify (Employer Contribution to PF)	9.14	0.00	9.34
	Total (C)	205.69	84.09	289.78

VII. Penalties / Punishment / Compounding of Offences:

Type	Section of the Companies Act	Brief Description	Details of Penalty / Punishment / Compounding fees imposed	Authority [RD/NCLT/ Court]	Appeal made, if any (give details)
A. Company					
Penalty			NIL		
Punishment					
Compounding					
B. Directors					
Penalty			NIL		
Punishment					
Compounding					
C. Other Officers in Default					
Penalty			NIL		
Punishment					
Compounding					

For and on behalf of the Board


Sd/-

G.M. Rao

Executive Chairman

Place: New Delhi

Date: August 11, 2017



ANNEXURE 'G' TO THE BOARD'S REPORT

Disclosure of Managerial Remuneration for Financial Year ended March 31, 2017
(Ref.: Board's Report under the head "Particulars of Employees and related disclosures")

- a) The ratio of the remuneration of each director to the median remuneration of the employees of the company for the financial year:

Name of the Director (Mr./Mrs.)	Ratio of Director's remuneration to the median remuneration of the employees of the Company for the financial year
G.M. Rao, Executive Chairman	12.27
Grandhi Kiran Kumar, Managing Director	21.88
Srinivas Bommidala, Group Director	N.A.
B.V.N. Rao, Group Director	N.A.
G.B.S. Raju, Group Director	N.A.
N.C. Sarabeswaran, Independent Director*	0.86
Dr. Prakash G. Apte, Independent Director*	0.21
R. S.S.L.N. Bhaskarudu, Independent Director*	1.03
S. Rajagopal, Independent Director*	0.76
S. Sandilya, Independent Director*	0.41
C.R. Muralidharan, Independent Director*	0.34
V. Santhanaraman, Independent Director*	0.28
Vissa Siva Kameswari, Independent Director*	0.83
Jayesh Desai, Additional Director	N.A.

* Sitting fees was paid to the Independent Directors.

- b) The percentage increase in remuneration of each director, Chief Financial Officer, Chief Executive Officer, Company Secretary or Manager, if any, in the financial year:

Name of the Director and Key Managerial Personnel (Mr./Mrs.)	Percentage increase/ (decrease) in remuneration in the financial year
G.M. Rao, Executive Chairman	(13.03)
Grandhi Kiran Kumar, Managing Director	33.66
Srinivas Bommidala, Group Director	N.A.
B.V.N. Rao, Group Director	N.A.
G.B.S. Raju, Group Director	N.A.
N.C. Sarabeswaran, Independent Director*	(30.56)
Dr. Prakash G. Apte, Independent Director **	(64.71)
R.S.S.L.N. Bhaskarudu, Independent Director*	(30.23)
S. Rajagopal, Independent Director*	(33.33)
S. Sandilya, Independent Director*	(29.41)
C.R. Muralidharan, Independent Director*	(9.09)
V. Santhanaraman, Independent Director**	(52.94)
Vissa Siva Kameswari, Independent Director*	41.18
Jayesh Desai, Additional Director [§]	N.A.
Madhva Bhimacharya Terdal, Chief Financial Officer	18.92
Adi Seshavaram Cherukupalli, Company Secretary (from August 13, 2015) [^]	81.19

* Sitting fees paid to the Independent Directors

Ceased to be Independent Directors of the Company w.e.f. September 14, 2016.

§ Resigned from directorship of Company w.e.f. February 13, 2017.

[^] Compared remuneration paid during previous year 2015-16 from the date of appointment i.e., August 13, 2015 with the remuneration paid during 2016-17.

- c) The percentage increase/(decrease) in the median remuneration of employees in the financial year: 21.59%
- d) The number of permanent employees on the rolls of the Company as on March 31, 2017: 719
- e) Average percentile/percentage increase already made in the salaries of employees other than the managerial personnel in the last financial year, its comparison with the percentile increase in the managerial remuneration, justification thereof and point out if there are any exceptional circumstances for increase in the managerial remuneration:
Average percentile/percentage increase already made in the salaries of employees other than the managerial personnel in the last financial year was 7.2%. Remuneration paid to the Managing Director was increased by 33.66%. Remuneration paid to the Executive Chairman was increased/ (decreased) by (13.03%). The % increase in remuneration of the Managing Director is on account of the revised limits of remuneration payable in terms of Schedule V of the Companies Act, 2013.
- f) Affirmation that the remuneration is as per the remuneration policy of the Company:
It is affirmed that the remuneration is as per the 'Remuneration Policy for Directors, Key Managerial Personnel and other employees' adopted by the Company.

ANNEXURE 'H' TO THE BOARD'S REPORT DIVIDEND DISTRIBUTION POLICY

(Pursuant to Regulation 43 A of the Securities and Exchange Board of India (Listing Obligations and Disclosure Requirements) Regulations, 2015)

The Board of Directors (the "Board") of GMR Infrastructure Limited (the "Company") has adopted the Dividend Distribution Policy (the "Policy") of the Company as required in terms of Regulation 43A of the SEBI (Listing Obligations and Disclosure Requirements) Regulations, 2015 (the "Listing Regulations") in its meeting held on December 7, 2016.

EFFECTIVE DATE

The Policy shall become effective from the date of its adoption by the Board i.e. December 7, 2016.

PURPOSE, OBJECTIVES AND SCOPE

The Securities and Exchange Board of India ("SEBI") vide its Notification dated July 08, 2016 amended the Listing Regulations by inserting Regulation 43A, requiring top five hundred listed companies based on their market capitalization, calculated as on the 31st day of March of every year to have a Dividend Distribution Policy in place. The Policy sets out the circumstances and different factors for consideration by the Board at the time of taking the decisions of distribution or of retention of profits, in the interest of providing transparency to the shareholders.

The Policy is not an alternative to the decision of the Board for recommending dividend, which is made every year after taking into consideration all the relevant circumstances enumerated hereunder or other factors as may be deemed relevant by the Board.

Declaration of dividend on the basis of parameters in addition to the elements of this Policy or resulting in amendment of any element of this Policy shall be regarded as deviation. Any such deviation, in extraordinary circumstances, when deemed necessary in the interests of the Company, along with the rationale shall be disclosed in the Annual Report by the Board of Directors and on the Company website.

The Policy reflects the intent of the Company to reward its shareholders by sharing a portion of its profits after retaining sufficient funds for growth of the Company. The Company shall pursue this Policy, to pay, subject to the circumstances and factors enlisted hereon, dividend, which shall be consistent with the performance of the Company over the years.

A. Circumstances under which the shareholders may or may not expect dividend

The Equity shareholders of the Company may expect dividend only if the Company is having surplus funds after providing all expenses, depreciation etc., and complying all other statutory requirements of the Companies Act 2013. Company's immediate expansion / investment plans shall also be a big factor for taking the dividend decision and determine the dividend amount. The Board shall consider the factors provided under Para B and Para C below, before determination of any dividend pay-out. The decision of dividend pay-out shall, majorly be based on taking a balanced view of factors mentioned below, in the best interest of the shareholders and the Company.

Preference Shareholders shall be entitled and paid dividend at the fixed rate as per the terms of issue. In case of the Cumulative Preference Shares, if the Company is not having distributable profits for any certain financial year or the Company is not able to pay the dividend, then this shall be accumulated and be paid later on.

B. Financial Parameters

Subject to provisions of the Companies Act, 2013, dividend can be declared only out of the following:

- i)** Currents Financial Year's profits:
 - a) after providing for depreciation in accordance with law;
 - b) after transferring to reserve such amount as may be prescribed or as may be otherwise considered appropriate by the Board at its discretion.
 - c) after providing for accumulated losses, if any,.
- ii)** The Profits for any previous financial year(s):
 - a) after providing for depreciation in accordance with law;
 - b) remaining undistributed; or
- iii)** Out of both (i) & (ii) above.

In computing the above, the Board may at its discretion, subject to provisions of the law, exclude any or all of (i) extraordinary charges (ii) exceptional charges (iii) one off charges on account of change in law or rules or accounting policies or accounting standards (iv) provisions or write offs on account of impairment

in investments (long term or short term) (v) non-cash charges pertaining to amortisation or resulting from changes in accounting policies or accounting standards.

The Board may, at its discretion, declare a special dividend under certain circumstances such as extraordinary profits from sale of investments.

Further, though it is not mandatory, the Board shall give due regard to the availability of profits as per consolidated financial statements of the company, besides availability of profits on a standalone basis.

C. CONSIDERATIONS RELEVANT FOR DECISION OF DIVIDEND PAY-OUT

The Board shall consider the following, while taking decision of a dividend pay-out during a particular year:

C-I External Factors

C-I.1 Statutory requirements

The Company shall observe the relevant statutory requirements including those with respect to mandatory transfer of a certain portion of profits to any specific reserve such as Debenture Redemption Reserve, Capital Redemption Reserve etc. as provided in the Companies Act, 2013, which may be applicable to the Company at the time of taking decision with regard to dividend declaration or retention of profit.

C-I.2 Agreements with lending institutions/ Debenture Trustees

The decision of dividend pay-out shall also be affected by the restrictions and covenants contained in the agreements as may be entered into with the lenders of the Company from time to time.

C-I.3 Macroeconomic conditions

Considering the state of economy in the Country, the policy decisions that may be formulated by the Government and other similar conditions prevailing in the international market which may have a bearing on or affect the business of the Company, the management may consider retaining a larger part of the profits to have sufficient reserves to absorb unforeseen circumstances.

C-I.4 Taxation and other regulatory concern

- Dividend distribution tax or any tax deduction at source as required by applicable tax regulations in India, as may be applicable at the time of declaration of dividend.

- Any restrictions on payment of dividends by virtue of any regulation as may be applicable to the Company at the time of declaration of dividend.

C-II Internal Factors

The board shall also take into account the following internal factors while declaring dividend:-

- a) Profits earned during the year;
- b) Availability of adequate cash flow, after considering all debt servicing requirements.
- c) Present and future capital requirements of the existing businesses;
- d) Business acquisitions;
- e) Expansion/modernisation of existing businesses;
- f) Additional investments in subsidiaries/associates of the Company;
- g) Fresh investments into external businesses;
- h) Uncertainties, if any in the operating performance of business units
- i) Management recommendations, based on any other consideration; and
- j) Any other factor as deemed fit by board

D. MANNER OF UTILISATION OF RETAINED EARNINGS

The Board may retain the Company earnings in order to make better use of the available funds and increase the value of the stakeholders in the long run. The decision of utilization of the retained earnings of the Company shall be based on the following factors:

- a) Expansion plans;

- b) Investment needs of Subsidiary / Associate companies, in view of their respective project implementation / expansions/ modernisation etc.,
- c) Diversification of business;
- d) Funds requirement of business units, owing to uncertain operational performance;
- e) Long term strategic plans;
- f) Replacement of capital assets;
- g) Where the cost of debt is expensive;
- h) Other such criteria as the Board may deem fit from time to time.

E. PARAMETERS FOR VARIOUS CLASSES OF SHARES

- 1. The factors and parameters for declaration of dividend to different class of shares of the Company shall be same as covered above.
- 2. The payment of dividend shall be based on the respective rights attached to each class of shares as per their terms of issue.
- 3. The dividends shall be paid out of the Company's distributable profits and/or general reserves, and shall be allocated among shareholders on a pro-rata basis according to the number of each type and class of shares held.
- 4. Dividend when declared shall be first paid to the preference shareholders of the Company as per the terms and conditions of their issue.

F. MANNER OF DIVIDEND PAYOUT

Below is a summary of the process of declaration and payment of dividends, and is subject to applicable regulations:

In case of final dividends

- 1. Recommendation, if any, shall be done by the Board at its meeting that considers and approves the annual financial statements, subject to approval of the shareholders of the Company.
- 2. The dividend as recommended by the Board shall be approved/declared at the annual general meeting of the Company.
- 3. The payment of dividends shall be made within the statutory time to the shareholders entitled to receive the dividend on the record date/book closure period as per the applicable law.

In case of interim dividend

- 1. Interim dividend, if any, shall be declared by the Board.
- 2. Before declaring interim dividend, the Board shall consider the financial position of the Company that allows the payment of such dividend.
- 3. The payment of dividends shall be made within the statutory time to the shareholders entitled to receive the dividend on the record date as per the applicable laws.
- 4. In case no final dividend is declared, interim dividend paid during the year, if any, will be regarded as final dividend in the annual general meeting.

G. DISCLOSURE

This Policy, as approved by the board of Directors, at its meeting held on December 7, 2016 shall be disclosed in the Annual Report, and hosted on the website of the Company www.gmrgroup.in.

H. AMENDMENT

The Policy shall automatically stand modified to cover revision(s)/amendment(s) in accordance with applicable laws and regulations in force from time to time.

Notwithstanding anything contained anywhere the Company reserves its right to alter/modify/add/delete or amend any of the provisions of this policy with the approval of management committee by way of resolution.



Report on Corporate Governance

I. Company's Philosophy on Code of Governance

The chosen vision of your Company is "Building an institution in perpetuity". The Company is deeply conscious that, while doing business successfully it will actively cater to building of nation and society around it. The long term interest particularly in infrastructure domain is closely woven with stakeholders' alignment. Your Company has large number of stakeholders in all spheres of business and society. It will be our endeavor to constantly promote and enhance the stakeholders' legitimate interests.

Ethics / Governance Policies

The Company endeavors to conduct its businesses and strengthen relationships in a manner that is dignified, distinctive and responsible. The Company adheres to highest ethical standards to ensure integrity, transparency, independence and accountability in dealing with all stakeholders. Therefore, the Company has adopted various codes and policies to carry out its duties in an ethical manner. Some of these codes and policies are:

- Code of Conduct for Board Members
- Code of Conduct for Senior Management
- Code of Conduct for Prohibition of Insider Trading
- Policy on Whistle Blower
- Policy on Related Party Transactions
- Nomination and Remuneration Policy
- Corporate Social Responsibility Policy
- Risk Management Policy
- Code of Business Conduct and Ethics applicable to employees
- Policy on Preservation of Documents and Archival of documents
- Policy on disclosure of material events and information
- Policy on Material Subsidiaries
- Dividend Distribution Policy

Report on Corporate Governance and statutory compliances is given below:

II. Board of Directors

a. Board composition and category of Directors

The Company's policy is to maintain optimum combination of Executive and Non-Executive Directors. The composition of the Board and category of Directors is as follows:

Category	Name of the Directors
Promoter Directors	Mr. G.M. Rao (Executive Chairman) Mr. Grandhi Kiran Kumar (Managing Director) Mr. Srinivas Bommidala Mr. G.B.S. Raju
Executive Directors (other than above)	NIL
Non-Executive Directors	Mr. B.V.N. Rao
Independent Non-Executive Directors	Mr. N.C. Sarabeswaran Mr. R.S.S.L.N. Bhaskarudu Mr. S. Sandilya Mr. S. Rajagopal Mr. C.R. Muralidharan Mrs. Vissa Siva Kameswari
Nominee Directors	NIL

Mr. G. M. Rao is the father of Mr. G. B. S. Raju and Mr. Grandhi Kiran Kumar and father-in-law of Mr. Srinivas Bommidala and therefore, are deemed to be related to each other accordingly. None of the other directors are related to any other director on the Board.

b. Selection of Independent Directors

Taking the requirement of skill sets and competence on the Board into consideration, eminent persons having independent standing in their respective field or profession, and who can effectively contribute to the Company's business and policy decisions are considered by the Nomination and Remuneration Committee, for appointment, as Independent Directors on the Board. The Committee considers qualification, positive attributes, area of expertise and number of Directorships and Memberships held in various committees of other companies by such persons for selection of directors and determining directors' independence. The Board considers the Committee's recommendation, takes appropriate decision and recommends to the shareholders for the appointment of the Independent Directors.

The Independent Director(s), at the first meeting of the Board in which they participate as Director and thereafter at the first meeting of the Board in every financial year, give a declaration that they meet the criteria of independence as provided under the Companies Act, 2013.

c. Familiarization programs for Board Members

The Board members are provided with necessary documents, viz., Company's corporate profile, its Mission, Vision, Values and Beliefs, Organization Structure, the Company's history and milestones, Annual Reports, a brief background on the business of the Company, Institutional Building and highlights of its performance, major policies of the Company, Code of Conduct, fund raising history etc. Periodic presentations are made to the Board on business and performance updates of the Company, global business environment, risk management, company policies, corporate services, subsidiary information and changes in the regulatory environment applicable to the corporate sector and to the industry in which it operates and other relevant issues. The details of such familiarization programs for Independent Directors are posted on the website of the Company and can be accessed at <http://investor.gmrgroup.in/pdf/Familiarisation.pdf>.

d. Meetings of Independent Directors

The Independent Directors of the Company meet at least once every year without the presence of Executive Directors or management personnel. Such meetings enable Independent Directors to discuss matters pertaining to the Company's affairs and matters mentioned in Schedule IV to the Companies Act, 2013. The Independent Directors take appropriate steps to present their views to the Chairman. One meeting of the Independent Directors was held during the year.

e. Code of Conduct

As per requirement of Regulation 26(3) of Securities and Exchange Board of India (Listing Obligations and Disclosure Requirements) Regulations, 2015 (hereinafter referred to as "SEBI LODR"), the Board has laid down a Code of Conduct ("the Code") for all Board members and Senior Management Personnel of the Company. The Code is posted on the website of the Company (www.gmrgroup.in). All Board members and Senior Management Personnel affirm compliance with the Code on an

annual basis and the declaration to that effect by Managing Director, Mr. Grandhi Kiran Kumar is attached to this report.

A Code of Business Conduct and Ethics applicable to all the employees of the Group is communicated and affirmed by them periodically, which is to be followed in day to day work life and which enables the employees to maintain highest standards of values in their conduct to achieve organizational objectives.

The Company recognizes that sexual harassment violates fundamental

rights of gender equality, right to life and liberty and right to work with human dignity as guaranteed by the Constitution of India. To meet this objective, measures have been taken to eliminate any act of sexual harassment (which includes unwelcomed sexually determined behavior) and to take necessary penal action, if required. The Company has taken initiatives to create wide awareness amongst the employees about the policy for prevention of sexual harassment by displaying posters at all the prominent places in the offices of the Company and organizing awareness sessions.

f. Attendance of Directors at Board Meetings, last Annual General Meeting (AGM) and number of other Directorships and Chairmanships / Memberships of Committees of each Director in various Companies and shareholding in GMR Infrastructure Limited:

Sl. No.	Name of Director	DIN ^	Category @	Number of other Directorships held in other Public Limited Companies as on March 31, 2017 #		Number of committee Chairmanships / memberships held in Public Limited Companies as on March 31, 2017 *		Board Meetings during the period from April 01, 2016 to March 31, 2017		Whether present at the Previous AGM held on September 14, 2016	No. of shares held
				Chairman	Director	Chairman	Member	Held	Attended [§]		
1.	Mr. G.M. Rao	00574243	EC	6	-	-	-	6	4	Yes	17,31,330
2.	Mr. Grandhi Kiran Kumar	00061669	MD	-	4	-	1	6	6	Yes	8,72,160
3.	Mr. Srinivas Bommidala	00061464	NEPD	2	6	-	2	6	4	Yes	4,51,660
4.	Mr. G.B.S. Raju	00061686	NEPD	2	7	-	4	6	6	No	5,44,160
5.	Mr. B.V.N. Rao	00051167	NENID	-	6	1	1	6	3	Yes	1,82,142
6.	Mr. N.C. Sarabeswaran	00167868	NEID	-	4	1	4	6	6	Yes	24,285
7.	Mr. R.S.S.L.N. Bhaskarudu	00058527	NEID	-	9	4	6	6	6	Yes	NIL
8.	Mr. S. Sandilya	00037542	NEID	2	3	4	3	6	6	Yes	7,000
9.	Mr. S. Rajagopal	00022609	NEID	1	4	3	3	6	5	Yes	26,714
10.	Mr. C.R. Muralidharan	02443277	NEID	-	3	-	1	6	5	No	NIL
11.	Mrs. Vissa Siva Kameswari	02336249	NEID	-	8	-	9	6	6	Yes	NIL
12.	Mr. Jayesh Desai**	00038123	NENID	NA	NA	NA	NA	6	4	Yes	NA
13.	Dr. Prakash G. Apte**	00045798	NEID	NA	NA	NA	NA	6	3	Yes	NA
14.	Mr. V. Santhanaraman**	00212334	NEID	NA	NA	NA	NA	6	4	Yes	NA

^ DIN - Director Identification Number

@ EC - Executive Chairman, MD - Managing Director, NEPD - Non-Executive Promoter Director, NENID - Non-Executive Non-Independent Director, NEID - Non-Executive Independent Director.

Other companies do not include directorship(s) of this company, private limited companies, Section 8 companies and companies incorporated outside India.

* Committee means Audit Committee and Stakeholders' Relationship Committee.

** Dr. Prakash G Apte and Mr. V. Santhanaraman ceased to be directors of the Company consequent upon completion of their term with effect from September 14, 2016 and Mr. Jayesh Desai resigned from the position of director of the Company with effect from February 13, 2017. Therefore, information pertaining to other Directorship and Membership in other public limited company (ies), as on March 31, 2017, is not available.

§ Attendance includes participation through video conference.

Six Board Meetings were held during the Financial Year (FY) ended March 31, 2017, i.e., on April 29, 2016, May 30, 2016, August 6, 2016, September 14, 2016, December 7, 2016 and February 13, 2017. The maximum gap between any two consecutive board meetings was 83 days.

III. Audit Committee

a. Composition of Audit Committee:

The Audit Committee comprises of the following Directors:

Name	Designation
Mr. N.C. Sarabeswaran (Independent Director)	Chairman
Mr. S. Rajagopal (Independent Director)	Member
Mr. R.S.S.L.N. Bhaskarudu (Independent Director)	Member
Mrs. Vissa Siva Kameswari (Independent Director)	Member

Mr. A.S. Cherukupalli, Company Secretary and Compliance Officer, acts as Secretary to the Audit Committee.

Mr. N.C. Sarabeswaran, Chairman of the Audit Committee, had attended the last Annual General Meeting held on September 14, 2016.

b. Meetings and attendance during the year:

During the FY ended March 31, 2017, Six Audit Committee meetings were held i.e., on April 12, 2016, May 28, 2016, August 5, 2016, September 13, 2016, December 6, 2016 and February 13, 2017.


The attendance of the Audit Committee members is as under:

Name	No. of the Meetings	
	Held	Attended
Mr. N.C. Sarabeswaran	6	6
Mr. S. Rajagopal	6	6
Mr. R.S.S.L.N. Bhaskarudu	6	6
Mrs. Vissa Siva Kameswari	6	6

Special meeting of the Committee was held on April 12, 2016 exclusively for considering the matters other than the routine matters.

c. The terms of reference of the Audit Committee are as under:

- i. Oversee the Company's financial reporting process and the disclosure of its financial information to ensure that the



- financial statement is correct, sufficient and credible;
- ii. Recommendation for appointment, remuneration and terms of appointment of auditors of the Company;
 - iii. Approval of payment to statutory auditors for any other services rendered by the statutory auditors;
 - iv. Reviewing, with the management, the annual financial statements and auditors' report thereon before submission to the board for approval, with particular reference to:
 - (a) Matters required to be included in the Director's Responsibility Statement to be included in the Board's Report in terms of clause (c) of sub-section 3 of section 134 of the Companies Act, 2013;
 - (b) Changes, if any, in accounting policies and practices and reasons for the same;
 - (c) Major accounting entries involving estimates based on the exercise of judgment by management;
 - (d) Significant adjustments made in the financial statements arising out of audit findings;
 - (e) Compliance with listing and other legal requirements relating to financial statements;
 - (f) Disclosure of any related party transactions; and
 - (g) Qualifications in the draft audit report.
 - v. Reviewing, with the management, the quarterly financial statements before submission to the Board for approval;
 - vi. Reviewing, with the management, the statement of uses / application of funds raised through an issue (public issue, rights issue, preferential issue, etc.), the statement of funds utilized for purposes other than those stated in the offer document / prospectus / notice and the report submitted by the monitoring agency monitoring the utilization of proceeds of a public or rights issue, and making appropriate recommendations to the Board to take up steps in this matter;
 - vii. Review and monitor the auditor's independence and performance and effectiveness of audit process;
 - viii. Approval or any subsequent modification of transactions of the Company with related parties;
 - ix. Scrutiny of inter-corporate loans and investments;
 - x. Valuation of undertakings or assets of the Company, wherever it is necessary;
 - xi. Evaluation of internal financial controls and risk management systems;
 - xii. Reviewing, with the management, performance of statutory and internal auditors, adequacy of the internal control systems;
 - xiii. Reviewing the adequacy of internal audit function, if any, including the structure of the internal audit department, staffing and seniority of the official heading the department, reporting structure coverage and frequency of internal audit;
 - xiv. Discussion with internal auditors of any significant findings and follow up thereon;
 - xv. Reviewing the findings of any internal investigations by the internal auditors into matters where there is suspected fraud or irregularity or a failure of internal control systems of a material nature and reporting the matter to the Board;

- xvi. Discussion with statutory auditors before the audit commences, about the nature and scope of audit as well as post-audit discussion to ascertain any area of concern;
- xvii. To look into the reasons for substantial defaults in the payment to the depositors, debenture holders, shareholders (in case of non-payment of declared dividends) and creditors;
- xviii. To review the functioning of the Whistle Blower mechanism;
- xix. Approval of appointment of CFO (i.e., the Whole-time Finance Director or any other person heading the finance function or discharging that function) after assessing the qualifications, experience and background etc., of the candidate.

IV. Nomination and Remuneration Committee

a. Composition of Nomination and Remuneration Committee:

The Nomination and Remuneration Committee comprises of the following Directors:

Name	Designation
Mr. R.S.S.L.N. Bhaskarudu (Independent Director)	Chairman
Mr. B.V.N. Rao (Non-Executive Non-Independent Director)	Member
Dr. Prakash G. Apte (Independent Director) (upto September 14, 2016.)	Member
Mr. N.C. Sarabeswaran (Independent Director)	Member

Mr. A.S. Cherukupalli, Company Secretary and Compliance Officer, acts as the Secretary to the Nomination and Remuneration Committee.

Mr. R.S.S.L.N. Bhaskarudu, Chairman of the Nomination and Remuneration Committee, had attended the last Annual General Meeting held on September 14, 2016.

b. Meetings and Attendance during the year:

During the FY ended March 31, 2017, one meeting of the Nomination and Remuneration Committee was held on August 5, 2016.

The attendance of the Nomination and Remuneration Committee members is as under:

Name	No. of the Meetings	
	Held	Attended
Mr. R.S.S.L.N. Bhaskarudu	1	1
Mr. B.V.N. Rao	1	1
Dr. Prakash G. Apte (upto September 14, 2016.)	1	0
Mr. N.C. Sarabeswaran	1	1

c. The terms of reference of the Nomination and Remuneration Committee are as under:

- i. Identify persons who are qualified to become directors and who may be appointed in senior management in accordance with the criteria laid down, recommend to the Board their appointment and removal and carry out evaluation of every director's performance;
- ii. Formulate the criteria for determining qualifications, positive attributes and independence of a director and recommend to the Board a policy, relating to the remuneration for the directors, key managerial personnel and other employees;
- iii. Formulate criteria for evaluation of Independent Directors and the Board;
- iv. Devise a policy on Board diversity;
- v. Ensure that the Board comprises of a balanced combination of Executive Directors and Non-Executive Directors;
- vi. All information about the Directors / Managing Directors /

Whole time Directors / Key Managerial Personnel i.e., background details, past remuneration, recognition or awards, job profile shall be considered and disclosed to shareholders, where required;

- vii. The Committee shall take into consideration and ensure the compliance of provisions under Schedule V of the Companies Act, 2013 for appointing and fixing remuneration of Managing Directors / Whole time Directors;
- viii. While approving the remuneration, the Committee shall take into account financial position of the Company, trend in the industry, qualification, experience and past performance of the appointee;
- ix. The Committee shall be in a position to bring about objectivity in determining the remuneration package while striking the balance between the interest of the Company and the shareholders.

d. Performance evaluation criteria for Independent Directors and Board

The Nomination and Remuneration Committee coordinates and oversees the annual self-evaluation of the Board including committees thereof and of individual directors. It reviews and discusses all matters pertaining to performance of all directors including independent directors, periodically as may be necessary on the basis of the detailed performance parameters set forth. The Committee may also regularly evaluate the usefulness of such performance parameters and make necessary amendments.

The Nomination and Remuneration Committee has laid down the criteria/questionnaires for performance evaluation of Board, Committees and Directors (including Independent Directors) which is based on certain parameters inter-alia including the following:

- i. Frequency of meetings and attendance of Directors.
- ii. Timeliness of circulating Agenda for meetings.
- iii. Quality, quantity and timeliness of flow of information to the Board.
- iv. Promptness with which Minutes of the meetings are drawn and circulated.
- v. Opportunity to discuss matters of critical importance, before decisions are made.
- vi. Familiarity with the objects, operations and other functions of the Company.
- vii. Level of monitoring of Corporate Governance Regulations and

compliance.

- viii. Involvement of Board in Strategy evolution and monitoring.
- ix. Performance of the Chairperson of the Company including leadership qualities.
- x. Director's adherence to high standards of integrity, confidentiality and ethics.
- xi. Overall performance and contribution of directors at meetings.
- xii. Overall performance of the Board/Committees.

e. Nomination and Remuneration Policy

In terms of the provisions of Section 178 of the Companies Act, 2013 and Regulation 19 of SEBI LODR, the Nomination and Remuneration Committee (NRC) is responsible for formulating the criteria for determining qualification, positive attributes and independence of Directors. The NRC is also responsible for recommending to the Board a policy relating to the remuneration of the Directors, Key Managerial Personnel and Senior Management. In line with this requirement, the Board had adopted the Nomination and Remuneration Policy. The Policy is annexed as Annexure 'C' to the Board's Report.

V. Details of remuneration paid during the FY ended March 31, 2017 to the Directors are furnished hereunder:

- a. There was no pecuniary relationship or transaction between the Non-Executive Directors and the Company during the FY 2016-2017.
- b. Criteria for making payments to Non-Executive Directors: The Independent Directors may receive remuneration by way of fees for attending meetings of Board or Committees thereof. The Sitting fee as decided by the Board is reasonable and sufficient to attract, retain and motivate Independent Directors aligned to the requirements of the Company (taking into consideration the challenges faced by the Company and its future growth imperatives). However, it is ensured that the amount of such fees does not exceed the amount prescribed by the Central Government from time to time.

Other than the above, no other payments are made to the Non-Executive Directors of the Company.

c. Details of Remuneration to Directors:

Name	Category @	Salary, Commission and allowance(s) (₹)	Perquisites (₹)	Sitting Fees (₹)	Total (₹)
Mr. G.M. Rao	EC	71,29,000	-	-	71,29,000
Mr. Grandhi Kiran Kumar	MD	1,27,08,000	-	-	1,27,08,000
Mr. Srinivas Bommidala	NEPD	-	-	-	-
Mr. G.B.S. Raju	NEPD	-	-	-	-
Mr. B.V.N. Rao	NENID	-	-	-	-
Mr. N.C. Sarabeswaran	NEID	-	-	5,00,000	5,00,000
Mr. R.S.S.L.N. Bhaskarudu	NEID	-	-	6,00,000	6,00,000
Mr. S. Sandilya	NEID	-	-	2,40,000	2,40,000
Mr. S. Rajagopal	NEID	-	-	4,40,000	4,40,000
Mr. C.R. Muralidharan	NEID	-	-	2,00,000	2,00,000
Mrs. Vissa Siva Kameswari	NEID	-	-	4,80,000	4,80,000

Mr. V. Santhanaraman *	NEID	-	-	1,60,000	1,60,000
Dr. Prakash G Apte *	NEID	-	-	1,20,000	1,20,000
Mr. Jayesh Desai [§]	NENID	-	-	-	-

@ EC - Executive Chairman, MD - Managing Director, NEPD - Non-Executive Promoter Director, NENID - Non-Executive Non-Independent Director, NEID - Non-Executive Independent Director

* ceased to be directors of the Company consequent upon completion of their term with effect from September 14, 2016.

§ Resigned from the Directorship with effect from February 13, 2017.

Note: The remuneration paid to Executive Chairman and Managing Director does not include provision for gratuity, superannuation and premium for personal accident policy, as the same are determined for the company as a whole.

The Company does not have any stock option plan or performance-linked incentive for the Director(s). The Chairman and Managing Director were appointed for a period of five years commencing from October 18, 2012 and July 28, 2013 respectively. Further, no service contracts, notice period and severance fees are applicable.

VI. Stakeholders' Relationship Committee

a. Composition of the Committee:

The Stakeholders' Relationship Committee comprises of the following Directors:

Name	Designation
Mr. R.S.S.L.N. Bhaskarudu (Non-Executive Independent Director)	Chairman
Mr. B.V.N. Rao (Non-Executive Non Independent Director)	Member
Mr. G.B.S. Raju (Non-Executive Promoter Director)	Member

Mr. A.S. Cherukupalli, Company Secretary and Compliance Officer, acts as Secretary to the Stakeholders' Relationship Committee.

Mr. R.S.S.L.N. Bhaskarudu, Chairman of the Stakeholders' Relationship Committee, attended the last Annual General Meeting held on September 14, 2016.

b. Meetings and Attendance during the year:

During the FY ended March 31, 2017, four meetings of the Stakeholders' Relationship Committee were held i.e., on May 30, 2016, September 13, 2016, December 7, 2016 and February 13, 2017. The attendance of the Stakeholders' Relationship Committee members is as under:

Name	No. of the Meetings	
	Held	Attended
Mr. R.S.S.L.N. Bhaskarudu	4	4
Mr. B.V.N. Rao	4	2
Mr. G.B.S. Raju	4	4

c. The terms of reference of the Stakeholders' Relationship Committee are as under:

- Allotment of all types of securities to be issued by the Company;
- Transfer, transposition and transmission of securities;
- Issuance of duplicate shares or other securities;
- Dealing with complaints about non-receipt of declared dividend, non-receipt of Annual Reports, etc.;
- Investigate into security holders/ other investor's complaints and take necessary steps for redressal thereof;
- To perform all functions relating to the interests of shareholders / security holders/ investors of the Company as may be required by the provisions of the Companies Act, 2013, Listing Agreements with the Stock Exchanges and guidelines issued by

the SEBI or any other regulatory authority;

- Authorise Company Secretary or other persons to take necessary action;
- Appointment and fixation of remuneration of the Registrar and Share transfer Agent and Depositories and to review their performance.

d. The details of the complaints received during the FY 2016-17 and the status of the same are as below:

- Number of complaints pending as on April 1, 2016 : NIL
- Number of shareholder complaints received : 106
- Number of complaints resolved : 106
- Number of complaints not resolved to the satisfaction of shareholders : NIL
- Number of complaints pending as on March 31, 2017 : NIL

VII. Other Committees :

1. Management Committee

a. Composition of Management Committee:

The Management Committee comprises of the following Directors:

Name	Designation
Mr. G.M. Rao (Executive Chairman)	Chairman
Mr. Grandhi Kiran Kumar (Managing Director)	Member
Mr. Srinivas Bommidala (Non-Executive Promoter Director)	Member
Mr. G.B.S. Raju (Non-Executive Promoter Director)	Member
Mr. B.V.N. Rao (Non-Executive Non Independent Director)	Member

Mr. A.S. Cherukupalli, Company Secretary and Compliance Officer, acts as Secretary to the Management Committee.

b. Meetings and Attendance during the year:

During the FY ended March 31, 2017, seventeen meetings of the Management Committee were held i.e., on April 11, 2016, May 9, 2016, June 10, 2016, June 29, 2016, August 4, 2016, August 27, 2016, September 28, 2016, October 15, 2016, November 1, 2016, November 28, 2016, December 15, 2016, January 13, 2017, February 10, 2017, March 3, 2017, March 20, 2017, March 22, 2017 and March 31, 2017.

The attendance of members is as under:

Name	No. of the Meetings	
	Held	Attended
Mr. G.M. Rao	17	16
Mr. Grandhi Kiran Kumar	17	16
Mr. Srinivas Bommidala	17	15
Mr. G.B.S. Raju	17	15
Mr. B.V.N. Rao	17	14

c. The terms of reference of the Management Committee are as under:

- i. Decision-making relating to operational matters such as investments in new projects, financial matters, borrowings, capital expenditure, purchases and contracts - non-capital (including services), sales and marketing, long-term contracts, stores, HR related matters, establishment and administration, writing-off of assets, etc.
- ii. Decision-making relating to private placements/QIP/IPO/Rights issue matters like quantum of issue, issue price, appointment of lead managers and other intermediaries, registrars to the issue, bankers to the issue, listing of shares, execution of all the documents pertaining to IPO, etc.

The Board of Directors from time to time delegates specific powers to the Management Committee.

2. Debentures Allotment Committee

a. Composition of Debentures Allotment Committee:

The Debentures Allotment Committee comprises of the following Directors:

Name	Designation
Mr. B.V.N. Rao (Non-Executive Non Independent Director)	Member
Mr. Srinivas Bommidala (Non-Executive Promoter Director)	Member
Mr. G.B.S. Raju (Non-Executive Promoter Director)	Member

Mr. A.S. Cherukupalli, Company Secretary and Compliance Officer, acts as Secretary to the Debentures Allotment Committee.

b. Meetings and Attendance during the year:

No Meeting of the Debentures Allotment Committee was held during the FY ended March 31, 2017.

c. The terms of reference of the Debentures Allotment Committee are as under:

Issuance and allotment of debentures on such terms and conditions as may be prescribed from time to time in this regard.

3. Corporate Social Responsibility (CSR) Committee

a. Composition of CSR Committee:

The CSR Committee comprises of the following Directors:

Name	Designation
Mr. R.S.S.L.N. Bhaskarudu (Independent Director)	Chairman
Mr. B.V.N. Rao (Non-Executive Non Independent Director)	Member
Mr. G.B.S. Raju (Non-Executive Promoter Director)	Member

Mr. A.S. Cherukupalli, Company Secretary and Compliance Officer, acts as Secretary to the CSR Committee.

b. Meetings and Attendance during the year:

During the FY ended March 31, 2017, one meeting of CSR Committee was held i.e., on August 5, 2016. The attendance of the CSR Committee members is as under:

Name	No. of the Meetings	
	Held	Attended
Mr. R.S.S.L.N. Bhaskarudu	1	1
Mr. B.V.N. Rao	1	1
Mr. G.B.S. Raju	1	0

c. The terms of reference of the CSR Committee are as follows:


- i. Preparation of Corporate Social Responsibility Policy for the Company and to recommend the Board for its approval;
- ii. Recommendation of projects or programmes relating to activities to be undertaken by the Company as specified in Schedule VII of the Companies Act, 2013;
- iii. To recommend on CSR activities to be undertaken by the Company on its own or in collaboration with any registered trust / society or a company established under Section 25 of the Companies Act, 1956 or under Section 8 of the Companies Act, 2013;
- iv. To institute a transparent monitoring mechanism for implementation of the CSR projects or programs or activities undertaken by the Company or trust / society / company mentioned in point no. (iii);
- v. To report periodically on the CSR activities of the Company to the Board and in the Board's report;
- vi. To seek expert advice on CSR activities of the Company that may be appropriate to discharge its responsibilities; and
- vii. To take up any other roles and responsibilities delegated by the Board from time to time.

VIII. General Body Meetings

a. Annual General Meetings

The venue, date and time of the Annual General Meetings held during the preceding three years and the Special Resolutions passed thereat are as under:

Year	Venue	Date and Time	Special Resolutions passed
2015-16	Rangsharda Auditorium, Hotel Rangsharda, Near Lilavati Hospital, KC Marg, Bandra Reclamation Flyover, Bandra (West), Mumbai - 400050, Maharashtra.	September 14, 2016 at 3.00 p.m.	<ol style="list-style-type: none"> 1. Re-appointment of Mrs. Vissa Siva Kameswari as an Independent Director of the Company. 2. Re-appointment of Mr. R.S.S.L.N. Bhaskarudu as an Independent Director of the Company. 3. Re-appointment of Mr. N.C. Sarabeswaran as an Independent Director of the Company. 4. Re-appointment of Mr. S. Sandilya as an Independent Director of the Company. 5. Re-appointment of Mr. S. Rajagopal as an Independent Director of the Company. 6. Re-appointment of Mr. C.R. Muralidharan as an Independent Director of the Company. 7. Approval to make investment in securities under Section 186 of the Companies Act, 2013. 8. Approval for issue and allotment of Securities for an amount upto ₹ 2,500 Crore in one or more tranches.



Year	Venue	Date and Time	Special Resolutions passed
2014-15	MLR Convention Centre, Brigade Millennium Campus, 7th phase, J.P. Nagar, Bangalore - 560078	September 23, 2015 at 3.00 p.m.	1. Issue and allotment of Securities, for an amount up to ₹ 2,500 Crore in one or more tranches. 2. Approval of the revised terms and conditions of the employee welfare scheme implemented through Welfare Trust of GMR Infra Employees. 3. Re-classification of the Authorized Share Capital of the Company.
2013-14	MLR Convention Centre, Brigade Millennium Campus, 7th phase, J.P. Nagar, Bangalore - 560078	September 18, 2014 at 3.00 p.m.	1. Increase in the number of directors of the Company from the existing maximum permissible limit of 15 (fifteen) to 16 (sixteen). 2. Issue of securities for an aggregate amount not exceeding ₹ 2,500 Crore.

b. Extraordinary General Meetings

No Extraordinary General Meeting (EGM) was held during the preceding three years except in the year ended March 31, 2014. The details of venue, date and time of the EGM and the Special Resolutions passed thereat were as under:

Year	Venue	Date and Time	Special Resolutions passed
2013-14	Convention Centre, NIMHANS, Hosur Road, Bangalore - 560029	March 20, 2014 at 11.00 a.m.	1. Preferential allotment of Compulsorily Convertible Preference Shares (CCPS). 2. Issue of Securities up to ₹ 2,500 Crore or equivalent thereof.

c. Special Resolution passed through postal ballot

During the year under review, no resolution has been passed through the exercise of postal ballot.

d. Procedure for postal ballot

The Company shall comply with sections 108 and 110 and other applicable provisions of the Companies Act, 2013, read with the related Rules for any postal ballot procedure.

IX. Means of Communication

The Company has been sending Annual Reports, Notices and other communications to each household of shareholders through e-mail, post or courier.

The quarterly / annual results of the Company as per the requirement of SEBI LODR, are generally published in the 'Business Line' and / or 'Financial Express' and 'Nav Shakti' (a regional daily in Marathi language). Quarterly and Annual Financial Statements, along with segment report, if any, and quarterly shareholding pattern are posted on the Company's website (www.gmrgroup.in), BSE website (www.bseindia.com) and NSE website (www.nseindia.com). The presentations made to analysts and others including official news release are also posted on the Company's website. The Shareholding Pattern, Reconciliation of Share Capital Audit Report and Corporate Governance disclosures as per the SEBI LODR are filed electronically through NSE Electronic Application Processing System (NEAPS), BSE Corporate Compliance & Listing Centre (BSE Listing Centre) and investor complaints are redressed through SEBI Complaints Redress System (SCORES). Further, all other price sensitive information, press releases and other information is sent to the stock exchange where shares of the Company are listed and updated on Company's website.

X. General Shareholder Information

a. Annual General Meeting to be held for the financial year 2016-17:

Day : Friday
Date : September 29, 2017
Time : 2.15 p.m.

Venue : Rangsharda Auditorium, Hotel Rangsharda, Near Lilavati Hospital, K C Marg, Bandra Reclamation Flyover, Bandra (West), Mumbai - 400050, Maharashtra.

b. Financial Calendar

The Financial year is 1st April to 31st March every year and for the FY 2017-18, the financial results are proposed to be declared as per the following tentative schedule:

Particulars	Schedule
Financial reporting for the quarter ended June 30, 2017	August 11, 2017
Financial reporting for the quarter / half year ending September 30, 2017	First fortnight of November 2017
Financial reporting for the quarter / nine months ending December 31, 2017	First fortnight of February 2018
Financial reporting for the quarter / year ending March 31, 2018	Second fortnight of May 2018
Annual General Meeting for the year ending March 31, 2018	August / September 2018

c. Book Closure Date

The Register of Members and Share Transfer Books of the Company will be closed from Friday, September 22, 2017 to Friday, September 29, 2017 (both days inclusive) for the purpose of the 21st Annual General Meeting.

d. Dividend Payment Date

Your Directors have not recommended any dividend for the FY 2016-17.

e. Listing on Stock Exchanges

(i) Equity Shares

The Company's equity shares are listed on the following Stock Exchanges with effect from August 21, 2006:

Name of the Stock Exchange	Address	Stock Code
National Stock Exchange of India Limited	Exchange Plaza, Plot No. C/1, G Block, Bandra-Kurla Complex Bandra (E), Mumbai - 400051	GMRINFRA

Name of the Stock Exchange	Address	Stock Code
BSE Limited	Phiroze Jeejeebhoy Towers, Dalal Street, Mumbai - 400001	532754

The Company paid Annual listing fees for the FY 2017-18 to both Stock Exchanges.

(ii) Privately placed Debt instruments

During 2011-12 and 2012-13, 10,000 Secured Non-Convertible Debentures of ₹ 10 lakh each aggregating to ₹ 1,000.00 Crore were issued to ICICI Bank Limited on a private placement basis, in various tranches. These Secured Non-Convertible Debentures were listed on National Stock Exchange of India Limited and were partially redeemed and are due to be fully redeemed on March 25, 2021. During the year, the face value of Secured Non-Convertible Debentures was reduced to ₹ 7,17,500/- from ₹ 8,30,000/- for each debenture. The stock codes of Secured Non-Convertible Debentures are GMRI21, GMRI21A, GMRI21B and GMRI21C.

The Company paid Annual listing fees to the Stock Exchange in respect of the aforementioned Secured Non-Convertible Debentures for the FY 2017-18.

f. Debenture Trustees

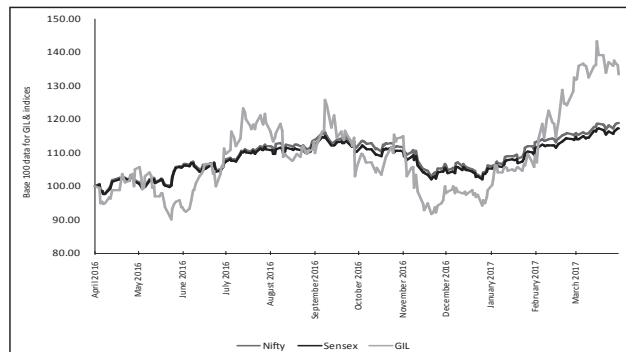
IDBI Trusteeship Services Limited
 Regd. Off.: Asian Building, Ground Floor
 17, R. Kamani Marg, Ballard Estate,
 Mumbai - 400 001
 Phone: +91 022 40807000
 Fax: +91 022 66311776
 Email: itsl@idbitrustee.com

g. Market Price Data - high, low during each month in last financial year relating to Equity Shares listed

(Amount in ₹)

Month	BSE		NSE	
	High	Low	High	Low
Apr-16	12.75	11.11	12.70	11.25
May-16	12.94	10.72	12.95	10.70
Jun-16	13.50	10.92	13.50	10.90
Jul-16	15.03	13.02	15.05	13.05
Aug-16	14.55	12.75	14.50	12.75
Sep-16	15.53	12.31	15.60	12.20
Oct-16	14.40	12.20	14.40	12.10
Nov-16	13.95	10.25	13.90	10.20
Dec-16	12.25	11.04	12.25	11.10
Jan-17	13.25	11.76	13.30	11.85
Feb-17	16.06	12.55	16.15	12.55
Mar-17	17.40	15.60	17.40	15.60

Performance of the share price of the Company in comparison to BSE Sensex and S & P CNX Nifty



h. Registrar and Share Transfer Agent (RTA)

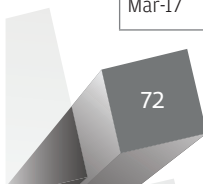
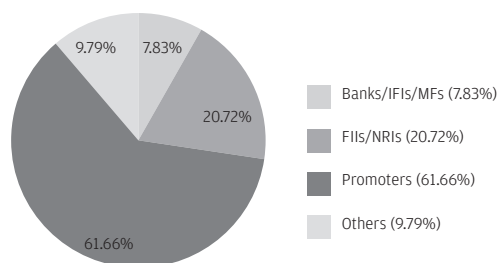
Karvy Computershare Private Limited
 Unit: GMR Infrastructure Limited
 Karvy Selenium Tower B,
 Plot 31-32, Gachibowli,
 Financial District, Nanakramguda,
 Hyderabad - 500032
 Phone : +91 40 6716 1500
 Fax : +91 40 23001153
 Email ID: einward.ris@karvy.com

i. Share Transfer System

The share transfer requests that are received in physical form are processed by the RTA and the share certificates are returned within a period of 7 days from the date of receipt, subject to the documents being valid and complete in all respects. The Board of Directors of the Company has delegated powers of approving transfers and transmission of securities to the Stakeholders' Relationship Committee. The Committee has authorized each member of the Committee to approve the transfer of shares upto 20,000 shares per transfer deed and the Company Secretary and other specified executives of the Company to approve the transfer of shares upto 10,000 shares per transfer deed. A summary of the transfer, transmissions / de-materialization request / re-materialization requests approved by the Member(s) of the Committee / Executives is placed before the Committee. The Company obtains certificate from a practicing Company Secretary in terms of Regulation 40(9) of the SEBI LODR certifying that all the certificates have been issued within 30 days of the date of lodgment for transfer, and thereafter submit the same to the stock exchanges.

j. Distribution of equity shareholding as on March 31, 2017

Distribution by category



Description	No. of Cases	Total Shares	% Equity
Banks	22	110960132	1.84
Clearing Members	190	18583640	0.31
Foreign Institutional Investors (FIIs)	30	950661901	15.75
Foreign Portfolio Investors (FPIs)	72	282160155	4.67
HUF	7059	15314505	0.25
Indian Financial Institutions (IFIs)	24	213350346	3.53
Bodies Corporate	2353	139402066	2.31
Mutual Funds (MFs)	14	148148587	2.45
NBFC	12	614046	0.01
Non Resident Indians (NRIs)	4030	17930281	0.30
Promoters	34	3721549249	61.66
Resident Individuals	401028	417243647	6.91
Trusts	11	26720	0.00
Total	414879	6035945275	100.00

Distribution by size

Sl. No	Category (Shares)	March 31, 2017				March 31, 2016			
		No. of share holders	%	No. of shares	%	No. of share holders	%	No. of shares	%
1	1 - 500	302381	72.88	53724012	0.89	327319	72.20	59006059	0.98
2	501 - 1000	52233	12.59	43114372	0.71	58245	12.85	48121937	0.80
3	1001 - 2000	28935	6.97	45550902	0.75	32520	7.17	51259681	0.85
4	2001 - 3000	10112	2.44	26310508	0.44	11448	2.53	29843923	0.49
5	3001 - 4000	5256	1.27	19298913	0.32	5878	1.30	21594068	0.36
6	4001 - 5000	4164	1.00	19909719	0.33	4600	1.01	21956860	0.36
7	5001 - 10000	6343	1.53	47739452	0.79	7182	1.58	54130720	0.90
8	10001 and above	5455	1.31	5780297397	95.76	6150	1.36	5750032027	95.26
	Total	414879	100.00	6035945275	100.00	453342	100.00	6035945275	100.00

k. Dematerialization of Shares and Liquidity

The Company's shares are available for dematerialization with both the Depositories i.e., National Securities Depository Limited (NSDL) and Central Depository Services (India) Limited (CDSL). Total 99.98% of shares have been dematerialized as on March 31, 2017.

ISIN: INE776C01039 (Fully Paid Shares)

Description	No. of Shareholders	No. of Shares	% Equity
Physical	284	922968	0.02
NSDL	270465	5852832769	96.97
CDSL	144130	182189538	3.01
Total	414879*	6035945275	100.00

The Company's shares are regularly traded on BSE Limited and the National Stock Exchange of India Limited and were never suspended from trading.

*In shareholding pattern, promoters' holding was reported by consolidating the folios on the basis of respective PAN.

l. Outstanding GDRs / ADRs / Warrants or any convertible instruments, conversion date and likely impact on equity**GDRs / ADRs:**

The Company has not issued any GDRs / ADRs in the past and hence as on March 31, 2017, the Company does not have any outstanding GDRs / ADRs.

Warrant:

During the year under review, the Company has not issued any warrant and there is no warrant outstanding for conversion which is likely to impact on equity.

Foreign Currency Convertible Bonds (FCCBs):

The Company has issued 6 (Six) Foreign Currency Convertible Bonds to Kuwait Investment Authority ("Subscriber") during the year 2015-16 with the terms and conditions which, inter-alia, include as under:-

Number of Bonds issued	: 6
Nominal Value of each Bond	: US\$ 50,000,000
Total value of the issue	: US\$ 300,000,000
Conversion	: The bonds are convertible into Equity Shares of the Company
Conversion Price	: ₹ 18 per Equity Share.
Tenor	: 60 years
Coupon Rate	: 7.5%
Yield to maturity	: 7.5%

m. Commodity Price Risk/ Foreign Exchange Risk and Hedging activities:

The details of foreign currency exposure and hedging are disclosed in note no. 37 (b) to the standalone financial statement.

n. Plant locations

In view of the nature of the Company's business viz. providing infrastructure facilities, the Company, through its subsidiaries / associates/ joint venture, operates from various offices in India and abroad.

The international locations where the Company operates through its subsidiaries / associates / joint venture are Indonesia, Singapore, Nepal, Philippines (Cebu) and national locations (States) where the Company operates by itself and through its subsidiaries, JVs, Associates in India are Delhi, Karnataka, Telangana, Maharashtra, Goa, Odisha, Chhattisgarh, Tamil Nadu, Uttar Pradesh, Andhra Pradesh, Himachal Pradesh, Gujarat, Uttarakhand, Rajasthan, Chandigarh etc.

o. Address for correspondence

GMR Infrastructure Limited
 CIN : L45203MH1996PLC281138
 Company Secretary and Compliance Officer
 (Corporate Secretarial Department)
 New Udaan Bhawan, Opp. Terminal 3 IGI Airport
 New Delhi-110037
 T +91 011 4921 6733
 F +91 011 4921 6723
 E-mail: Gil.Cosecy@gmrgroup.in

p. Prevention of Insider Trading

In accordance with the requirements of SEBI (Prohibition of Insider Trading) Regulations, 2015, the Company has instituted a comprehensive Code of Conduct for prevention of insider trading, in the Company's shares and Code of Practices and Procedures for fair disclosure of unpublished price sensitive information.

q. Reconciliation of Share Capital Audit

As stipulated by SEBI, a qualified Practicing Company Secretary carries out the Reconciliation of Share Capital Audit to reconcile the total admitted capital with NSDL and CDSL and the total issued and paid-up capital. This audit is carried out every quarter and the report thereon is submitted to the Stock Exchanges and is placed before the Stakeholders' Relationship Committee and the Board of Directors of the Company. The audit, *inter-alia*, confirms that the total listed and paid-up capital of the Company is in agreement with the aggregate of the total number of shares in dematerialized form held with NSDL and CDSL and total number of shares in physical form.

r. Equity Shares in Suspense Account

As per Schedule V read with Schedule VI, Regulation 34(3), 53(f) and 39(4) of the SEBI LODR, the details in respect of equity shares lying in the suspense / escrow account are as under:

Particulars	No. of share holders	No. of equity shares held
Aggregate number of shareholders and the outstanding shares in the suspense /escrow account (maintained with CDSL & NSDL) lying as on April 1, 2016	13	17924

Particulars	No. of share holders	No. of equity shares held
Number of shareholders who approached the Company for transfer of shares from suspense /escrow account (maintained with NSDL) during the year	0	0
Number of shareholders to whom shares were transferred from the suspense / escrow account (maintained with NSDL) during the year	0	0
Aggregate Number of shareholders and the outstanding shares in the suspense account (maintained with CDSL & NSDL) lying as on March 31, 2017	13	17924

The voting rights on the shares outstanding in the aforesaid suspense account as on March 31, 2017 shall remain frozen till the rightful owner of such shares claims the shares. There were no unclaimed equity shares issued in physical form.

XI. Subsidiary Companies

The Company reviews the performance of its subsidiary companies, *inter-alia*, by the following means:

- i. The financial statements, including the investments made by subsidiary companies, are reviewed by the Audit Committee periodically;
- ii. The minutes of the Board / Audit Committee Meetings of the subsidiary companies are noted at the Board / Audit Committee Meetings respectively of the Company;
- iii. The details of significant transactions and arrangements entered into by the material subsidiary companies are placed periodically before the Board of the Company.

XII. Disclosures

a. Disclosures on materially significant related party transactions i.e., transactions of the Company of material nature, with its promoters, Directors or their relatives, management, its subsidiaries etc., that may have potential conflict with the interests of the Company at large:


None of the transactions with related parties during the FY 2016-17 were material and were also not in conflict with the interests of the Company at large. The transactions with related parties are mentioned in note no. 33 of the financial statements.

b. Details of non-compliance by the Company, penalties and strictures imposed on the Company by the Stock Exchanges or SEBI or any statutory authority, on any matter related to capital markets during the last three years:

There has been no instance of non-compliance by the Company on any matter related to capital markets during the last three years and hence, no penalties or strictures have been imposed by the Stock Exchanges or SEBI or any statutory authority.

c. Whistle Blower Policy/Vigil Mechanism:

To maintain high level of legal, ethical and moral standards and to



provide a gateway for employees to voice concern in a responsible and effective manner about serious malpractice, impropriety, abuse or wrongdoing within the organization, the Company has a Whistle Blower Policy/Vigil Mechanism in place, applicable to the Company and its subsidiaries.

This mechanism has been communicated to all concerned and posted on the Company's website <http://investor.gmrgroup.in/investors/GIL-Policies.html>.

The Company has set up an "Ethics Helpline", with a toll free number and entrusted the running of the said helpline to an outside agency so as to address issues relating to protecting the confidentiality of the information and identity of the whistleblower.

- d. **The Company has complied with the mandatory requirements of listing regulations. Further, the Company has also put its best endeavor to comply non mandatory requirement(s).**
- e. **The Company has framed a Material Subsidiary Policy and the same is placed on the Company's website and the web link for the same is <http://investor.gmrgroup.in/investors/GIL-Policies.html>**
- f. **The Company has framed Related Party Transaction Policy, and the same is placed on the Company's website and the web link for the same is <http://investor.gmrgroup.in/investors/GIL-Policies.html>**
- g. **During the FY ended March 31, 2017, the Company did not engage in commodity price risk and commodity hedging activity.**

XIII. There has been no instance of non-compliance of any requirement of Corporate Governance Report as prescribed under SEBI LODR.

XIV. Adoption of Non-Mandatory Requirements as stipulated in Part E of Schedule II of SEBI LODR.

a. The Board

Since the Company does not have a Non-Executive Chairman, it does not maintain such office.

b. Shareholder Rights

Half yearly financial results are forwarded to the Stock Exchanges, published in newspapers and uploaded on the website of the Company like quarterly results.

c. Modified opinion(s) in audit report

The modified opinion of statutory auditor forms part of auditors' report on standalone financial statements and the management's response thereon is furnished in Board's report.

d. Separate posts of Chairman and Chief Executive Officer

The Company has appointed separate persons to the post of Chairperson and Managing Director.

e. Reporting of Internal Auditor

The Head, Management Assurance Group, Internal Auditor of the Company is a permanent invitee to the Audit Committee Meeting and regularly attends the Meetings for reporting their findings of the internal audit to the Audit Committee.

XV. The Company has fully complied with the applicable requirements specified in regulation 17 to 27 and clause B to clause I of sub-regulation 2 of regulation 46 of the SEBI LODR.

Certificate on Corporate Governance:

Pursuant to Schedule V of the SEBI LODR, the Certificate from Practicing Company Secretary on Corporate Governance is annexed hereinafter.

Declaration on compliance with Code of Conduct

To,

The Members of GMR Infrastructure Limited

Sub: Declaration by the Managing Director under Para D of Schedule V of Securities and Exchange Board of India (Listing Obligations and Disclosure Requirements) Regulations, 2015.

I, Grandhi Kiran Kumar, Managing Director of GMR Infrastructure Limited, to the best of my knowledge and belief, declare that all the members of the Board of Directors and Senior Management Personnel of the Company have affirmed compliance with the Code of Conduct of the Company for the year ended March 31, 2017.

**Place : New Delhi
Date : July 6, 2017**

Sd/-
**Grandhi Kiran Kumar
Managing Director**

Managing Director and CFO certification

Pursuant to Regulation 17(8) read with Part B of Schedule II of Securities and Exchange Board of India (Listing Obligations and Disclosure Requirements) Regulations, 2015

To

The Board of Directors

GMR Infrastructure Limited

We hereby certify that:

- a) We have reviewed the financial statements and the cash flow statement of the Company for the year ended March 31, 2017 and to the best of our knowledge and belief:
 - i. these statements do not contain any materially untrue statement or omit any material fact or contain statements that might be misleading;
 - ii. these statements together present a true and fair view of the Company's affairs and are in compliance with the existing accounting standards, applicable laws and regulations.
- b) There are, to the best of our knowledge and belief, no transactions entered into by the Company during the year which are fraudulent, illegal or violative of the Company's code of conduct.
- c) We accept responsibility for establishing and maintaining internal controls for financial reporting and that we have evaluated the effectiveness of the internal control systems of the Company pertaining to financial reporting and we have disclosed to the auditors and the Audit Committee, deficiencies in the design or operation of such internal controls, if any, of which we are aware and the steps we have taken or propose to take to rectify these deficiencies.
- d) We have indicated to the auditors and the Audit Committee (wherever applicable):
 - i. significant changes in internal controls over financial reporting during the year;
 - ii. significant changes in accounting policies during the year and that the same have been disclosed in the notes to the financial statements; wherever applicable; and
 - iii. instances of significant fraud of which we have become aware and the involvement therein, if any, of the management or an employee having a significant role in the Company's internal control system over financial reporting.

For GMR Infrastructure Limited For GMR Infrastructure Limited

Sd/-
Grandhi Kiran Kumar
Managing Director

Sd/-
Madhva Bhimacharya Terdal
Group CFO

Place : New Delhi
Date : May 22, 2017

CORPORATE GOVERNANCE COMPLIANCE CERTIFICATE

Corporate Identity No : L45203MH1996PLC281138

Nominal Capital : ₹ 1950 Crores

To the Members of
GMR INFRASTRUCTURE LIMITED

We have examined all the relevant records of GMR Infrastructure Limited ("the Company") for the purpose of certifying compliance of the conditions of the Corporate Governance under the SEBI (Listing Obligations and Disclosure Requirements) Regulations, 2015 ("Listing regulations") for the financial year ended March 31, 2017. We have obtained all the information and explanations which to the best of our knowledge and belief were necessary for the purposes of certification.

The compliance of conditions of corporate governance is the responsibility of the Management. Our examination was limited to the procedure and implementation process adopted by the Company for ensuring the compliance of the conditions of the corporate governance.

This certificate is neither an assurance as to the future viability of the Company nor of the efficacy or effectiveness with which the management has conducted the affairs of the Company.

In our opinion and to the best of our information and according to the explanations and information furnished to us, we certify that the Company has complied with the conditions of Corporate Governance as stipulated in the aforesaid Listing Regulations.

For V. Sreedharan and Associates
Company Secretaries

Sd/-

V. SREEDHARAN
Partner
FCS.2347; CP.No.833

Place: Bengaluru
Date: July 7, 2017

Management Discussion & Analysis

Forward-looking Statements

This document contains certain forward-looking statements based on the currently held beliefs and assumptions of the management of GMR Infrastructure Limited, which are expressed in good faith, and in its opinion and judgment, are fairly reasonable. For this purpose, forward-looking statements mean statements, remarks or forecasts that address activities, events, conditions or developments that the Company expects or anticipates which may occur in the future. Because of the inherent risks and uncertainties in the social and economic scenarios the actual events, results or performances can differ materially and substantially from those indicated by these statements. GMR Infrastructure Limited disclaims any obligation to update these forward-looking statements to reflect future events or developments.

Infrastructure Growth

Financial Year (FY) 2016-17 has been very encouraging for the infrastructure sector especially at the domestic front. Several initiatives that the government rolled out - UDAN (airports), UDAY (power), etc. could have a lasting impact on the overall long term health of the sector.

Indian economy was the highest growing major economy with a growth rate of 7.1% in FY17 as against 7.6% in FY16. Over the year, the inflation figures had been in the comfortable range of the RBI and this led RBI to reduce Repo rate by 50 basis points to 6.00% and SLR by 125 basis points to 20.00% to give impetus to the economy (Source: RBI). The country received FDI to the tune of USD-60 bn, up from USD-57 bn a year ago, and our foreign exchange reserves were at the highest ever level of about 370 billion USD. Further, to strengthen the banking system, the Government has budgeted ₹ 10,000 Crore for recapitalization of the public sector banks and various initiatives were taken by RBI to strengthen the banking system and improve credit off take. The implementation of the Insolvency and Bankruptcy Code is expected to address major concerns of global investors and lenders and help in a time bound resolution of corporate stress.

The infrastructure sector continued to be the focus area of the current government with various initiatives and measures having been taken. The total allocation in the Budget for the infrastructure sector as a whole is ₹ 3,96,135 Crore. Planned expenditure for Railways is ₹ 1,31,000 Crore up from ₹ 1,21,000 Crore in the previous budget. Outlay for road sector is ₹ 64,900 Crore against ₹ 58,000 Crore in the previous year. For transportation sector as a whole, including rail, roads, shipping, ₹ 2,41,387 Crore have been budgeted. As for the Airports sector, good growth was recorded in passenger and cargo traffic which is a big positive for the sector. In the Energy sector, thermal power plants have faced challenges with average PLF around 65% due to lower demand and higher capacity. On the other hand, the capacity addition in renewables has been unprecedented. The solar tariff went below ₹ 2.50/unit whereas wind tariff also went to all time low of ₹ 3.46/unit. Govt. is targeting 100 GW solar capacity by 2022 from the current capacity of 12 GW. In wind, the target is 60 GW by 2022 from the current capacity of 32 GW. Government of India's (GoI's) plan to provide universal access to energy

by 2019 and the gradual traction in UDAY scheme for the turnaround of DISCOMs should be positive for the energy sector.

While the domestic economy did see some short term impact of demonetization, the global environment was a little more volatile due to events like in European Union and USA. Given the momentum that was generated due to increased domestic economic activity related to infrastructure, especially in Roads, Railways, etc., the global factors had very limited impact on overall progress.

We are positive about the outlook for the FY 2017-18 on the basis of uptick in pent up consumer demand post demonetization, healthy monsoon projections, implementation of GST and increased public expenditure. Further, continued benign interest rate environment and continued efforts to make banking sector stronger should help the economy grow at a faster rate in FY18. For the infrastructure sector, the increase in Government's planned expenditure and the initiatives, as mentioned previously, should be able to instill confidence of the private sector and revive the investment cycle.

While we continue to remain upbeat on momentum generated by domestic economy, we do recognize there could be some risks from global factors due to geo-political issues in various parts of the world, rising trend on protectionism, reduction in liquidity due to action of key central banks, etc., that may only intermittently slow down the global pace of growth.

Our focus continues to be on contribution to Nation building through creation of quality assets, while we continue to be focused on our stated strategy of Asset Light - Asset Right (ALAR) that we adopted some time ago. We have continued our focus on debt reduction and have again taken some bold steps this year to divest / restructure our assets in order to reduce the leverage on our balance sheets. Given the progress made this year, our debt has gone down significantly. Going forward, we will continue with our above stated principle, sweat existing operating assets and strategically look for business opportunities which are in sync with this strategy.

Airport Sector Outlook and Future Plan

Airport Sector

Indian aviation sector has witnessed remarkable growth in the last decade and it is expected to be the fastest growing aviation market in the world for the next twenty years. Indian airport system is poised to handle 336 million domestic and 85 million international passengers by 2020 making India the third largest aviation market. The aviation sector recorded an impressive growth in passenger and cargo traffic in 2016-17, and we expect the upward trajectory to continue to be buoyed by the strong macroeconomic environment.

We expect the growth in domestic traffic to be led by the Low Cost Carriers. The growth in traffic will continue to be aided by the prices of crude oil which is expected to hover around the USD 50/barrel price. In addition, the Civil Aviation Policy has introduced the O/20 rule and the Civil Aviation Ministry has flagged off the UDAN scheme aimed at boosting regional air

connectivity. Further, international flying rights and existing bilaterals are undergoing an overhaul, which should provide a boost to overseas traffic. We also expect steady growth on the freight front on account of spurt of growth in e-commerce and the boost to manufacturing and exports provided by the 'Make in India' initiative.

Economic Regulation & Airport Tariffs

On the economic regulation front, the Ministry of Civil Aviation and Airport Economic Regulatory Authority of India (AERA) has decided to adopt the hybrid till methodology for all airports. While the hybrid till comes as a great relief for existing airports, the government is actively working towards adopting pre-determined tariffs for future airport development projects, which should provide greater certainty with regards to the return potential of an airport. AERA has also decided to adopt normative benchmarks for capital expenditure that will be permitted at an airport. While it will help keep tariffs down, it is expected to adversely impact the level of service that airports offer to passengers.

Tariff at Delhi Airport: Delhi International Airport Limited (DIAL) had filed appeals with AERA Appellate Tribunal (AERAAT) challenging some of the principles adopted by AERA while determining tariff during the first regulatory cycle. Despite the appeals having been filed in 2012, AERAAT had not decided on the appeals and in the meantime AERA had issued the tariff order for the second control period. DIAL had filed an appeal with the Delhi High Court and it had stayed the implementation of second control period tariff order of AERA and allowed DIAL to continue with the first control period tariff until its appeal is disposed of by AERAAT. In the meantime, Air India had filed an SLP in the Supreme Court challenging the continuation of the first control period tariff. Recently, AERAAT was merged with Telecom Disputes Settlement and Appellate Tribunal (TDSAT) as per Govt. directives.

On July 3, 2017, the Hon'ble Supreme Court has vacated the order passed by the Delhi High Court and has directed implementation of the second tariff order dated December 8, 2015. The Hon'ble Supreme Court has also directed the Appellate Tribunal to make an endeavor to decide the tariff appeals filed by the Company expeditiously preferably within two months from the date of the order of the Hon'ble Supreme Court. DIAL has pursued with TDSAT for an early hearing and TDSAT has agreed for daily hearing of the matter. DIAL would engage constructively with the regulator to endeavour a balanced implementation and will work expeditiously with the Tribunal to reach a fair and positive outcome.

Tariff at Hyderabad Airport: Post the order of Hyderabad High Court in 2015, User Development Fee (UDF) was restored at Hyderabad Airport. The tariff revision for Hyderabad airport for the control period 2016-20 is due. AERA is expected to come out with the consultation paper in the second half of 2017 with the new tariff likely to be implemented by end 2017/early 2018 as per the hybrid till policy.

Tariff at Cebu Airport, Philippines: The concession structure at Cebu provides for a fixed pre-determined tariff at the time of bidding.

Tariff at Mopa Airport, Goa: The new airport is likely to be commissioned by 2020. GMR will be submitting its tariff determination application to AERA in early 2020.

Growth Outlook – New Opportunities

GMR Group ("the Group") has won right to develop the greenfield airport at

Mopa, Goa through a competitive bid process in August 2016. In addition, GMR Airports Limited, subsidiary of the Company, along with local partner GEK TERNA, has been selected as Preferred Bidder to develop the new greenfield airport at Kastelli, Crete.

Airport business, going forward, can be a significant growth engine for the Group. In line with our growth strategy, the Group is actively pursuing suitable airport opportunities in India as well as globally. Domestically, the Group is exploring upcoming opportunities for the development of Nagpur Airport and O&M opportunity of Jaipur and Ahmedabad Airports. On the global front, it has pre-qualified for development and operation of Nikola Tesla airport in Belgrade, Serbia, Norman Manley airport in Jamaica. Apart from the aforementioned opportunities, the Group is selectively exploring new opportunities in South East Asia, Middle East and Eastern Europe.

Indira Gandhi International Airport (IGI) – Delhi Airport operated by DIAL

Focus Areas for FY 2017-18

The overall traffic growth in FY 17-18 would be led by higher rate of growth in domestic segment for Passenger, Cargo and Air Traffic Movements (ATMs). DIAL also expects an uptick in international traffic which had shown muted growth over the past couple of years.

DIAL moved from the "25-40 million" passengers (pax) category to the "40 million +" pax category in 2016. This puts us in direct competition with the largest and best airports globally. Maintaining and improving the Service quality standards will be a key goal for DIAL.

DIAL has been working with all stakeholders, specifically airlines to establish IGI as an international hub airport for passengers and cargo. In line with this goal, the airline marketing team will continue to work with international carriers to boost long haul flights as well as dedicated freighters coming into Delhi.

Rajiv Gandhi International Airport (RGIA) – Hyderabad Airport operated by GHIAL

Focus Areas for FY 2017-18

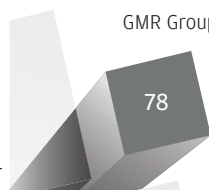
During FY 2016-17, GHIAL has witnessed significant traffic growth as it continues to serve as the gateway to the twin states of Telangana and Andhra Pradesh. In the coming year, we expect GHIAL to continue witnessing a steady traffic growth on the domestic front with all major Indian carriers having started operations to Hyderabad.

In line with the traffic growth, GHIAL will work towards expanding the terminal capacity and adopting the new technology solutions to meet future traffic demands and further improve the operational efficiency. In this regard, GHIAL has already completed the outline of its development plan and is likely to get AERA's nod before end of 2017 on the extent of capital expenditure that GHIAL will be incurring.

GHIAL has consistently figured in the top 3 airports for Service Quality in the 5-15 million passenger category and will continue to put sustained efforts towards maintaining and enhancing its level of Service Quality and Customer Delight.

GMR Megawide Cebu Airport Corporation (GMCAC)

As per the concession agreement, GMCAC needs to commission the newly constructed Terminal 2 by June 2018. The project work is presently underway and the company expects to achieve the timeline despite the



delay in handover of land by grantors.

Till the new terminal is commissioned, GMCAC's primary focus has been to revamp the existing terminal and boost capacity through minor capital expenses and operational improvements viz., centralizing security, adoption of Common Use Self Service (CUSS) machines for quicker check-in, replacing the old check in system with a state-of-the-art system from Aeronautical Radio, Incorporated (ARINC), etc. In addition, we are continuously working with international carriers to boost tourist traffic at Cebu. In this regard, GMCAC is working with local tourism authorities and travel agents to boost tourist growth from China, Australia and Japan. As a result of its efforts, Cebu has been witnessing international traffic growth in the excess of 15%. We hope to witness the same trend in Cebu through 2017-18.

Energy Sector Outlook and Future Plan

Indian Economy - Power Sector Scenario

The Indian economy in FY 2016-17 has emerged as one of the largest economies with a promising economic outlook. The industrial growth picture as per the Index of Industrial Production (IIP) suggests that industrial production had gained once again in FY 2016-17. The overall growth during FY 2017 has been 4.8%, mainly with positive contribution of Electricity (5.9%), Coal (3.2%), Refinery (4.9%) and Steel (10.7%), while natural gas, fertilizers, crude oil and cement accounted for moderation in growth. The improved performance in electricity is due to high growth in thermal generation; in coal mining due to higher production by Coal India Limited (CIL). The electricity generation by power utilities has increased by 4.7% in FY 2016-17 to 1,159.83 billion units (BU) from 1,107.82 BU in FY 2015-16.

As on March 31, 2017, total installed capacity in India stands at 327 GW. Conventional energy (from thermal) sources accounted for 218 GW or 66.7% of the total capacity while renewable energy sources accounted for 57 GW and the rest comprises capacity from nuclear and hydro (>25 MW) based power plants. The new capacity addition during the year moderated to 14,209.8 MW in FY 2016-17 compared to 23,976.6 MW added during FY 2015-16. Most of the capacity addition has taken place in the renewable energy with solar leading the pack.

Though the green shoots are visible in the economy but there are still some concerns for the power sector:

1. Commissioned but stranded power capacity stands at more than 33 GW (due to lack of fuel) which will result in non-performing assets with investments of over ₹ 100,000 Crore;
2. The Financial Restructuring of the State Distribution Companies under UDAY has been initiated with conversion of ~61% of total debt (of ₹ 3.8 Lakh Crore attributable to 27 States & Union Territories) transferred to state governments and /or refinanced in the form of state government guaranteed bonds. Success of UDAY and benefits of such reduction of debt is intertwined with various performance improvement targets set - however such improvements may take some more time to fructify.

The Government, at the highest levels, has been considering various measures for addressing these issues - such as introduction of new long

term linkage auction scheme named SHAKTI. The detailed framework for SHAKTI is yet to be announced, however these steps will provide much needed fuel security to ~10 GW of coal based plants having Power Purchase Agreements (PPAs) but no fuel linkage.

The Country also witnessed a great emphasis on renewable energy by the Government, to accelerate the development of renewable capacity, especially solar capacity. Generation from renewable sources increased by a huge 24.45% to 81.8 BU in FY 2016-17 compared to 65.7 BU in FY 2015-16. Further, Installed capacity from renewable energy sources increased by 47% to 57 GW in FY 2016-17 from 39 GW in FY 2015-16 - it is noteworthy that out of the capacity addition of 18 GW in renewable in FY 2016-17, bulk of it was added by private sector.

As on March 31, 2017, India has installed 12.2 GW of utility scale solar PV capacity. The Government of India sanctioned development of 40 GW of solar park infrastructure by the year 2020 with a financial support of ₹ 81 billion (US \$ 1.2 billion). Solar projects with a total capacity of 9 GW have already been allocated in 8 solar parks.

This year, the Group has successfully partnered with Malaysia's largest utility player, Tenaga Nasional Berhad (TNB) whereby TNB, through its Associate, has invested \$ 300 mn (₹ 2,000 Crore) in GMR Energy Limited (GEL) to take up a 30% equity stake in select portfolio of GEL assets on fully diluted basis thus implying an equity value of USD 1 bn for GEL. TNB has presence across all parts of value chain of power generation, transmission and distribution.

As part of our ALAR strategy, we believe O&M of power plants is an area that could have good potential and hence propose to partner with TNB Remaco, (Malaysia's premier specialist in power plant repair and maintenance with a proven track record of over 30 years, the repair and maintenance arm of TNB to provide O&M services in India also.

Transportation and Urban Infrastructure Sector Outlook and Future Plan

Transportation

Highways

Government has plans to award Highway projects of more than 50,000 km in the next two years. Most of these projects are expected to be awarded in Hybrid Annuity Model (HAM) and Engineering, Procurement and Construction (EPC) modes. Govt. is also planning to bid out around 75 operational projects under "Toll Operate Transfer" (TOT) model to generate funds for its aggressive road construction programmes. Based on our strategy of ALAR, we will look for the right projects across HAM, TOT and EPC modes of bidding.

Highways implemented Interoperable Electronic Toll Collection system (ETC- Fast tag lane) in our Ambala Chandigarh and Hyderabad Vijayawada highway projects which will reduce the waiting time of the vehicles at toll plaza and also reduce consumption of fuel.

Railways

Your Company has entered Railways business in FY14 by winning 2 Rail Vikas Nigam Limited (RVNL) projects. We made a big leap into Railway projects in FY15 when we were awarded 2 packages on the eastern Dedicated

Freight Corridor (DFCC) in the State of Uttar Pradesh worth ₹ 5,080 Crore. Government has announced 4 new Dedicated Freight Corridors during the current budget and has budgeted expenditure of ₹ 131,000 Crore mostly for capacity creation. Your Company will pursue those opportunities which are viable and add value to shareholders.

Apart from freight corridors, we are also pursuing railway station development projects.

Urban Infrastructure

The year has been challenging for the manufacturing and private investments. However, with the general economic conditions improving and campaigns like 'Make in India' and 'Invest India' gaining momentum, it is expected to provide much required impetus on manufacturing in the country.

In Kakinada Special Economic Zone (SEZ) /Special Investment Region (SIR), we started the on-ground development and developed shovel-ready land parcels for industries to set up their operations.

Notable achievements in Kakinada SEZ / SIR during the FY under review were signing of the MOU between the Government of Andhra Pradesh and GAIL/HPCL for setting up a petrochemical complex with a proposed investment of ₹ 40,000 Crore within the said SEZ/SIR. MOUs have also been signed with Deepak Nitrate, DCM Shriram, IIFT among others. Kamineni Group is setting up their manufacturing facilities and have paid advance lease premium. We are also in the process of developing Port for the SEZ.

In Krishnagiri SIR, we stepped up our marketing efforts in reaching out to various leading companies across the geographies to set up their manufacturing facilities in Krishnagiri SIR in line with GoI's thrust on boosting manufacturing ecosystem in the country.

We are now taking up development of phase 1A of the project spread over 275 acres. Notwithstanding political volatility in the state, necessary applications to Statutory Authorities were made and we are continuing our efforts to obtain clearances.

In FY18, we will continue our efforts to create a right ecosystem for world's leading companies to establish their facilities in Kakinada SEZ and Krishnagiri SIR and contribute to socio-economic development of the respective regions.

Environmental Protection and Sustainability

As the Company operates in an increasingly resource-constrained world, being environmentally conscious and efficient are key to our operations. The Company has a Corporate Environment, Health, Safety and Quality (EHSQ) Policy to articulate, guide, and adopt an integrated approach towards implementing EHSQ objectives and the Company remains committed towards the said policy. These established systems certified by reputed certifying agencies have helped to monitor and manage our operations systematically, safely and in environmental friendly manner. The Company continues to abide by regulations concerning the environment by allocating substantial investments and resources on a continuous basis to adopt and

implement pollution control measures. Our continuous endeavor to go beyond compliance and conserve natural resources helps to march towards attaining excellence in environmental management and efficient and sustainable operations as well. The details of EHS initiatives are provided in the Business Responsibility Report forming part of Annual Report.

Discussion and Analysis of Financial Condition and Operational Performance

Your Company has successfully adopted Indian Accounting Standards (Ind AS) for the first time during the financial year 2016-17 and the financial statements for all the group companies, including subsidiaries, joint ventures and associates were prepared under Ind AS. Consequently, the consolidated financial results for the year ended March 31, 2016 were also restated in accordance with Ind AS.

Consolidation principles under Ind AS are different from the earlier IGAAP, especially with respect to assessment of control of the subsidiaries and consolidation of joint ventures. Ind AS goes by substance and any entity which is under joint control of two or more shareholders is treated as jointly controlled entity and accounted as a joint venture ("JV"), irrespective of the shareholding pattern. Consequently, many of our subsidiaries have been assessed as jointly controlled entities on account of participative rights held by other partners / investors. Further, under Ind AS, JVs are accounted under equity method as against the proportionate line by line consolidation under previous IGAAP. Accordingly, only the net profit / (loss) of the JVs and associates are reported as a single line item in the statement of profit and loss.

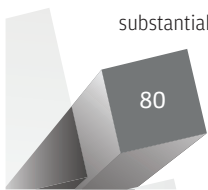
The GAAP differences on account of differential treatment of Subsidiaries and JVs have significant impact on the financial results, which need to be taken into account while analyzing the results by stakeholders. Note no. 56 of the consolidated financial statements present reconciliation of the net profit / (loss) of the previous year ended March 31, 2016 reported as per the previous GAAP (IGAAP) and restated Ind AS financials. Further, the presentation of Statement of Profit and Loss as per Schedule III of the Companies Act, 2013 requires separation of continuing and discontinued operations and this also significantly impacted the presentation of results.

During the year, the Group was successful in getting a new investor Tenaga Nasional Berhad ("Tenaga") in the energy sector. Under Ind AS principles and on account of certain rights given to them, major energy sector entities including GEL, GMR Vemagiri Power Generation Limited (VPGL) and GMR Warora Energy Limited (GWEL) were assessed as jointly controlled entities and were consolidated only for part of the FY 2016-17. Further, consequent to implementation of Strategic Debt Restructuring (SDR) and conversion of part borrowings into equity, GMR Rajahmundry Energy Limited (GREL) and GMR Chhattisgarh Energy Limited (GCHL) were also not consolidated.

The consolidated financial position as at March 31, 2017 and performance of the Company and its subsidiaries, joint ventures and associates during the FY ended on that date are discussed hereunder:

1. ASSETS- NON CURRENT ASSETS

1.1. Property Plant and Equipment (PPE)



PPE has decreased from ₹ 27,055.48 Crore as at March 31, 2016 to ₹ 10,139.61 Crore as at March 31, 2017 primarily on account of deconsolidation of GEL and its subsidiaries and GCHEL.

1.2. Capital work-in-progress

Capital work-in-progress has decreased from ₹ 1,493.93 Crore as at March 31, 2016 to ₹ 239.20 Crore as at March 31, 2017 primarily on account of deconsolidation of GEL and its subsidiaries and GCHEL during 2016-17.

1.3. Investment Property

Investment property has increased from ₹ 2,259.66 Crore as at March 31, 2016 to ₹ 2,520.68 Crore as at March 31, 2017 primarily on account of additional capital expenditure incurred during the year by Kakinada SEZ Limited (KSEZ) and GMR Krishnagiri SEZ Limited (GKSEZ).

1.4. Goodwill

Goodwill on consolidation has decreased from ₹ 1,178.19 Crore as at March 31, 2016 to ₹ 747.42 Crore as at March 31, 2017 primarily on account of deconsolidation of GEL and its subsidiaries and reclassification of PT Dwikarya Sejati Utama (PTDSU) under Assets held for sale during 2016-17.

1.5. Other intangible assets

Other intangible assets has decreased from ₹ 4,020.07 Crore as at March 31, 2016 to ₹ 2,670.95 Crore as at March 31, 2017 primarily on account of deconsolidation of the GEL subsidiaries GVPGL and GMR Gujarat Solar Power Limited (GGSPPL) and impairment of assets in GMR Hyderabad Vijayawada Expressways Private Limited (GHVEPL) during 2016-17.

1.6. Intangible assets under development

Intangible assets under development has decreased from ₹ 660.80 Crore as at March 31, 2016 to ₹ Nil as at March 31, 2017. This is mainly due to considering PTDSU as asset held for sale as at March 31, 2017 consequent to the Group signing MOU for sale of its entire stake in PTDSU and also due to deconsolidation of the power segment subsidiary GMR Bajoli Holi Hydropower Private Limited (GBHHPL) during 2016-17.

1.7. Financial assets - Investments

Investments has increased from ₹ 4,763.35 Crore as at March 31, 2016 to ₹ 9,448.29 Crore as at March 31, 2017 primarily due to equity accounting of group investments in GEL and its subsidiaries and GCHEL in March 2017.

1.8. Other financial assets

Other financial assets has decreased from ₹ 2,666.92 Crore as at March 31, 2016 to ₹ 1,818.93 Crore as at March 31, 2017. This is mainly on account of deconsolidation of GEL and its subsidiaries and reduction of restricted deposits in GMR Infrastructure (Cyprus) Limited (GICL)

due to recovery of fixed deposits from Eurobank Cyprus.

1.9. Other non-current assets

Other non-current assets has decreased from ₹ 1,353.28 Crore as at March 31, 2016 to ₹ 303.25 Crore as at March 31, 2017 primarily on account of reduction of capital/mobilization advances in GMR Malé International Airport Private Limited (GMIAL), GMR Kishangarh Udaipur Ahmedabad Expressways Limited (GKUAEL) and GBHHPL during 2016-17.

2. ASSETS - CURRENT ASSETS

2.1. Inventories

Inventories has decreased from ₹ 224.37 Crore as at March 31, 2016 to ₹ 129.16 Crore as at March 31, 2017 primarily on account of deconsolidation of GEL subsidiaries and GCHEL during 2016-17.

2.2. Financial assets - Investments

Investments has increased from ₹ 1,781.82 Crore as at March 31, 2016 to ₹ 2,973.94 Crore as at March 31, 2017 primarily on account of increase in mutual fund investments by DIAL in the normal course of business.

2.3. Financial assets - Trade receivables

Trade receivables has increased from ₹ 1,530.60 Crore as at March 31, 2016 to ₹ 1,736.74 Crore as at March 31, 2017. This is primarily on account of increase in Trade receivables in DIAL, GMR Energy Trading Limited (GETL) and GMR Infrastructure (Singapore) Pte Limited (GISPL) in the normal course of business, offset by decrease in trade receivables in GEL and its subsidiaries due to deconsolidation during 2016-17.

2.4. Financial assets - Cash and cash equivalents

Cash and cash equivalents has increased from ₹ 1,192.62 Crore as at March 31, 2016 to ₹ 1,458.76 Crore as at March 31, 2017. This is mainly due to increase in bank deposits in DIAL and GMR Hyderabad International Airport Limited (GHIAL) on account of higher revenue from improved performance, offset by reduction in GEL subsidiaries due to deconsolidation.

2.5. Financial assets - Bank balances other than cash and cash equivalents

Bank balances other than cash and cash equivalents has decreased from ₹ 1,351.64 Crore as at March 31, 2016 to ₹ 312.32 Crore as at March 31, 2017 primarily on account of reduction in margin money deposits of subsidiaries (GIML) in the regular course of business.

2.6. Other financial assets

Other financial assets has increased from ₹ 581.37 Crore as at March 31, 2016 to ₹ 613.94 Crore as at March 31, 2017. This is mainly on account of increase in non-trade receivables in GKUAEL, increase in receivables against Service Concession Agreement in GMR Chennai Outer Ring Road Private Limited (GCCRPL) and increase in unbilled revenue and interest accrued on long term investments in subsidiaries

in the normal course of business.

2.7. Other current assets

Other current assets has decreased from ₹ 511.26 Crore as at March 31, 2016 to ₹ 237.63 Crore as at March 31, 2017. This is primarily due to reduction in development fund receivable in DIAL and reduction in advance recoverable, prepaid expenses & deposits with statutory authorities in subsidiaries in the normal course of business.

2.8. Assets classified as held for disposal

Assets classified as held for disposal has decreased from ₹ 5,519.77 Crore as at March 31, 2016 to ₹ 851.09 Crore as at March 31, 2017. GREL, Maru Transmission Service Company Limited (MTSCL) and Aravali Transmission Service Company Limited (ATSCL) were accounted as assets held for sale during 2015-16 consequent to initiation of the process for SDR (GREL) and entering into agreements for divestment (MTSCL & ATSCL) and the said processes were completed in 2016-17.

3. EQUITY

Equity share capital remains the same at ₹ 603.59 Crores. Other equity has increased from ₹ 4,387.26 Crore as at March 31, 2016 to ₹ 5,043.90 Crore as at March 31, 2017 on account of deconsolidation of energy entities, compensated by current year loss of ₹ 574.59 Crore. Non-controlling interests has also increased from ₹ 1,259.48 Crore as at March 31, 2016 to ₹ 1,713.55 Crore as at March 31, 2017 on account of reversal of losses pertaining to deconsolidated energy entities and share of current year profit.

4. NON-CURRENT LIABILITIES

4.1. Borrowings

Non-current borrowings has reduced from ₹ 32,653.94 Crore as at March 31, 2016 to ₹ 18,959.72 Crore as at March 31, 2017. This is primarily due to deconsolidation of GEL and its subsidiaries and GCHEL.

4.2. Deferred tax liabilities (net)

Deferred tax liabilities has increased from ₹ 33.81 Crore as at March

31, 2016 to ₹ 413.81 Crore as at March 31, 2017. This increase is mainly due to creation of deferred tax liability in DIAL and GHIAL on account of reduction in unabsorbed depreciation and carry-forward losses under Income Tax Act during 2016-17.

5. CURRENT LIABILITIES

5.1. Borrowings

Borrowings has reduced from ₹ 1,584.58 Crore as at March 31, 2016 to ₹ 723.82 Crore as at March 31, 2017 mainly on account of deconsolidation of GEL and its subsidiaries.

5.2. Trade Payables

Trade payables has increased from ₹ 1,274.29 Crore as at March 31, 2016 to ₹ 1,443.76 Crore as at March 31, 2017 which is mainly in GETL, GIL EPC business due to enhanced progress of its projects, deferment of revenue share in GHVEPL, offset by decrease of trade payables in GEL and GWEL due to deconsolidation.

5.3. Other financial liabilities

Other financial liabilities has reduced from ₹ 7,168.67 Crore as at March 31, 2016 to ₹ 3,484.48 Crore as at March 31, 2017. The reduction is mainly on account of reduction in current maturities of long term borrowings pertaining to GCHEL and GEL and its subsidiaries, which were deconsolidated during the year 2016-17.

5.4. Liabilities for current tax (net)

Liabilities for current tax (net) has increased from ₹ 42.97 Crore as at March 31, 2016 to ₹ 98.70 Crore as at March 31, 2017 mainly due to DIAL and GHIAL and also in the annuity companies of highways segment.

5.5. Liabilities directly associated with the assets classified as held for disposal

This has reduced from ₹ 5,522.56 Crore as at March 31, 2016 to ₹ 608.61 Crore as at March 31, 2017. This is the liability component of the companies namely, GREL, MTSCL and ATSCL which were classified under asset held for disposal during 2015-16 and the transactions were completed during 2016-17.

Overview of our results of operations

The following table sets forth information with respect to our revenues, expenditure and profits (loss) on a consolidated basis:

₹ in crore

Particulars	For the year ended	
	March 31, 2017	March 31, 2016
Continuing operations		
Income		
Sales / income from operations	9,768.63	8,260.96
Other income	465.44	416.54
Total Income *	10,234.07	8,677.50
Expenses		
Revenue share paid / payable to concessionaire grantors	2,762.93	2,412.29
Operating and other administrative expenditure	3,785.73	3,090.98
Depreciation and amortization expenses	1,059.92	1,196.66
Finance costs	2,128.52	2,196.49
Total expenses **	9,737.10	8,896.42

Profit / (loss) before share of (profit) / loss of associate and joint ventures, exceptional items and tax from continuing operations	496.97	(218.92)
Share of (loss) / profit of associates and joint ventures (net)	(68.40)	16.17
Profit / (loss) before exceptional items and tax from continuing operations	428.57	(202.75)
Exceptional items - (loss) / gains (net)	(385.70)	(64.15)
Profit / (loss) before tax from continuing operations	42.87	(266.90)
Tax expenditure	737.03	181.51
(Loss) / profit after tax from continuing operations	(694.16)	(448.41)
EBITDA from continuing Operations (Sales/income from operations - Revenue share - Operating and other admin exp)	3,219.47	2,757.69
Discontinued operations		
Profit / (loss) from discontinued operations before tax expenses	336.55	(2,293.95)
Tax expenditure	6.69	6.92
Profit / (loss) after tax from discontinued operations	329.86	(2,300.87)
Total (Loss) / profit after tax for the year	(364.30)	(2,749.28)
Other comprehensive income for the year, net of tax	22.25	32.71
Total comprehensive income for the year, net of tax	(342.05)	(2,716.57)

*excluding turnover of discontinued operations of ₹ 1,397.79 Crore (March 31, 2016 : ₹ 2,556.44 Crore)

**excluding expenses of discontinued operations of ₹ 3,265.11 Crore (March 31, 2016 : ₹ 4,662.62 Crore)

Sales/Operating Income

The segment wise break-up of the Sales/Operating Income are as follows:

Particulars	For the year ended			
	March 31, 2017		March 31, 2016	
	Amount (₹ in Crore)	% of Total Income	Amount (₹ in Crore)	% of Total Income
Revenue from Operations:				
Airports segment	7,080.54	72.48%	6,099.14	73.83%
Power segment	1,485.89	15.21%	1,092.85	13.23%
Road segment	408.49	4.18%	432.03	5.23%
EPC segment	380.86	3.90%	174.69	2.11%
Others segment	412.86	4.23%	462.25	5.60%
Total Revenue from operations	9,768.63	100.00%	8,260.96	100.00%

The total sales/operating income has increased by ₹ 1,507.67 Crore representing a growth of about 15%.

There is a healthy distribution of business over various sectors. Post SDR and Tenaga investment, many of the energy entities were assessed as joint ventures and accordingly revenue from the major energy entities like GWEL, GKEL, etc., are not including above. The detailed analysis on the sectoral revenues is as follows:

Operating income from airport segment

Income from our airport segment consists of income from aeronautical sources (principally consisting of landing and parking, passenger service fees and UDF), non-aeronautical sources (consisting principally of income from rentals, trade concessionaires and ground handling) cargo operations and rentals received in connection with commercial development on land that is part of our airport projects.

Operating income from airport segment increased by 16% from ₹ 6,099.14 Crore in fiscal 2016 to ₹ 7,080.54 Crore in fiscal 2017 primarily driven by increase in traffic in all the three operating airports - DIAL and GHIAL.

Operating income from power segment

Income from our power segment mainly consists of energy and coal trading income from GETL, GCRPL and GISPL. Other major operating energy entities,

including major entities like GWEL, GKEL and GGSPL are assessed as Joint ventures and accounted based on equity accounting.

Operating income from road segment

Income from our road operations is derived from annuity payments received from NHAI for our annuity projects and toll charges collected from road users of the toll road projects.

The operating income from road segment has marginally decreased by 5.45% to ₹ 408.49 Crore for fiscal 2017 from ₹ 432.03 Crore for fiscal 2016 primarily on account of adoption of Ind AS whereby construction revenues are adjusted against assets resulting in lower revenues and suspension of toll collection for 23 days post demonetization.

Operating income from EPC sector

Income from our EPC division is derived from the execution of engineering, procurement and construction works in connection with power, road, railways and other projects under implementation.

During the current year, the EPC sector has contributed ₹ 380.86 Crore to the operating income as against ₹ 174.69 Crore in the previous year. Increase is mainly on account of revenues from ongoing DFCC project.

Operating income from Other Sectors

Income from other sector includes management services income, investment income and operating income of our aviation and hotel businesses. During the current year, the other sector has contributed ₹ 412.85 Crore to the Operating Income as against ₹ 462.25 Crore in the previous year.

Expenditure

Revenue share paid/payable to concessionaire grantors

The revenue share paid/payable to various concessionaires has increased from ₹ 2,412.29 Crore in fiscal 2016 to ₹ 2,762.93 Crore in fiscal 2017 primarily on account of increase in operating income at DIAL and GHIAL.

Cost of material consumed

The increase in cost of material consumed is mainly on account of higher material consumption at DFCC project.

Purchase of Traded goods

Increase in trading activity of energy and coal has resulted in higher purchase of traded goods in the current year as compared to previous year.

Employee benefits expenses

The increase in employee benefit costs is mainly on account of annual salary increments.

Other expenses

Other expenses include:

- Consumption of fuel and lubricants, water, salaries and wages of operational employees, technical consultancy fee, cost of variation works, insurance for plant and machinery, airport operator fee, cargo handling charges, lease rentals and repairs and maintenance to plant and machinery, office rental, travel, insurance, electricity, legal and other professional charges, contributions to provident fund, provision for advances, claims and debts, losses on sale of fixed assets and investments, travelling and conveyance, communication, loss on foreign exchange and other miscellaneous expenses.

There is a marginal increase in other expenses.

Exceptional items

In fiscal 2017, an impairment loss of ₹ 385.70 Crore was booked against impairment of assets in GHVEPL.

In fiscal 2016, we had a loss of ₹ 64.15 Crore, comprising impairment of assets in GMR Genco Assets Limited (formerly GMR Hosur Energy Limited (GGAEL)), GMR Londa Hydropower Private Limited (GLHPPL), GMR Kakinada Energy Private Limited (GKEPL) and GMR Coastal Energy Private Limited (GCEPL).

Tax expenses

Tax expenses, comprising of current tax and deferred tax expense, has increased from ₹ 181.51 Crore in fiscal 2016 to ₹ 737.03 Crore in fiscal 2017. Increase in current tax is primarily on account of increase in profits of DIAL and GHIAL. Increase in deferred tax expense is mainly due to reduction in carried forward losses and unabsorbed depreciation in DIAL and GHIAL.

Corporate Social Responsibility

GMR Varalakshmi Foundation (GMRVF) is the corporate social responsibility arm of the GMR Group. The Group has been undertaking CSR activities on a significant scale since 1991. GMRVF supports the companies under the Group in implementing their CSR mandates. GMRVF's purpose is to work in the fields of Education, Health and Empowerment such that its activities directly benefit the communities in the immediate neighbourhood of the Group's projects. Currently, GMRVF is working with selected communities in 28 locations in India. The locations are spread across different states namely Andhra Pradesh, Arunachal Pradesh, Chhattisgarh, Delhi, Himachal Pradesh, Jharkhand, Karnataka, Madhya Pradesh, Maharashtra, Goa, Odisha, Punjab, Tamil Nadu, Telangana, Uttar Pradesh and Uttarakhand. The detailed information on CSR activities of the Group is provided in Business Responsibility Report forming part of Annual Report.

Awards and Recognitions in the year 2016-17:

As recognition for its corporate social responsibility initiatives, Group received the following awards during the reporting year:

- EPC World Media Award for Outstanding Contribution to CSR 2016
- Golden Peacock Award for Corporate Social Responsibility 2016
- Golden Globe Tigers Award for Excellence and Leadership in CSR 2017

Risk Concerns and Threats

Identification, assessment, profiling, treatment and monitoring the risks

The Company has well-defined processes for risk identification, assessment, profiling, treatment and monitoring and review actions thereof. The Enterprise Risk Management (ERM) process has been rolled out with development of risk registers for Sectors and Key Business Units. These risks have been arrived at through aggregation and consolidation of the risks of their respective business units and functions.

The next stage of ERM deployment is in progress through setting up of Sector teams, conducting training programs for Senior Management and all Managers keeping in mind the philosophy of "Every Manager a Risk Manager", utilising support of outsourced partners on need basis.

The ERM Framework deployment across the Group is independently assessed by internal audit team i.e. Management Assurance Group (MAG). Their inputs and recommendations serve as opportunities for improvements and also help create better alignment and learning across the Group.

Linkages: Strong linkage with Corporate Strategy enables sharper focus on key strategic risks. Detailed risk analysis is carried out during the formulation of the Company's Strategic Plan and Annual Operating Plan. List of top risks are revised as a part of the Strategic plan exercise. ERM team also shares the results of its exercise with the MAG to enable it to draw plans for risk-based audit.

Business Resilience: For organization to quickly adapt to disruptions while maintaining continuous business operations and safeguarding people, assets and overall brand equity, we have detailed Business Continuity Plans (BCP) and Disaster Recovery Plans (DRP) in place for key assets. The plans identify potential vulnerabilities and put in place appropriate processes and risk treatment plans to respond and minimize impact of disruptive events.

Reporting: The ERM Team regularly presents the risk assessment and minimization procedures adopted to assess the reliability of the risk management structure and efficiency of the process to the Management and the Audit Committee of the Board.

Based on the above process, the management has taken cognizance of risks in the recent times and for which appropriate plans and actions are being taken are as follows:

1. Macroeconomic Risk factors: The Indian economy is reviving, helped by positive policy actions and lower global oil prices. Macroeconomic factors in India have a significant impact on the operating performance of the Group. Revenue from our airport projects, merchant sale of electricity and our toll road projects are exposed to the changes in the economic environment and market demand. The diversified nature of our portfolio across different sub-sectors within the Infrastructure Sector and our revised strategies would help in mitigating some of these risks.

2. Regulatory Risk: Being in the Infrastructure Sector, we are extensively exposed to regulatory risks.

- The Company's Airports business is exposed to regulatory changes that can affect its revenue model. Tariff regulations by AERA can impact Company's existing airports.
- Merger of AERA Appellate Tribunal with TDSAT poses risk of delay in resolution/ setback in resolution of tariff-related appeals filed by the Company.
- Similarly, with changes and modifications in regulations related to tariffs and environmental protection, the Company's energy production business may be impacted.
- Regulatory changes that affect toll-roads can have direct impact on revenue from operating road assets.
- Abrupt monetary regulations like demonetization of currency notes can impact the Company's ongoing projects for considerable duration and resulting in delay in completion.

The Group proactively tracks developments in the regulatory environment and proactively engages with all stakeholders. We participate in sector-specific industry associations and chambers of commerce to work for resolution of issues that may impact our businesses.

Business teams are focused on identifying, monitoring and updating the management on regulatory developments and their impact.

Where required, the Company uses litigation as an appropriate measure to protect its interests in regulatory issues.

3. Project development, acquisition and management: In an ever-changing world, quality of portfolio, profitability and liquidity continue to be the critical differentiators. In such an environment, proactive adaptability still holds the key to sustained financial performance. Based on the portfolio exercise being carried out every year at the Group level and the prevailing external environment, management has taken a conscious decision to follow an "Asset Light

and Asset Right" model whereby we would be looking at divesting options for some of our non performing projects/assets as well as those projects that have created good value for themselves while simultaneously being selective in new bids and acquisition. The focus is, as always, on consolidation of our existing portfolio, sweating of assets and completion of the existing projects within time, cost and quality parameters. The Group has also initiated the outsourcing of some of its non-core activities in Finance, HR, IT and Internal Audit function so as to gain more management bandwidth, improve productivity and efficiency in the Group's operations.

4. Ability to finance projects at competitive rates: Infrastructure projects are typically capital-intensive and require high levels of finance in a mix of debt and equity. We are continuously exploring innovative means to finance/refinance our projects with the aim to reduce the overall interest cost. For example, we are exploring and implementing the options of refinancing through bond issue, takeout finance, ECB loans (where we have a natural hedge to reduce the forex exposure) etc., wherever possible at competitive rates.

5. Credit Risk: Our exposure to merchant sale of electricity to private sector customers and weak financial health of airlines in the airports sector might expose us to credit risk of default in payments. We have developed models to check and regularly monitor the credit-worthiness of our customers. Also, all our receivables are being closely monitored and reviewed frequently by the top management.

6. Interest Rate Risk: Any increase in interest rate may adversely affect our profitability. We are continuously exploring and implementing innovative means of financing/refinancing our existing loan with the aim of reducing our interest costs. Also, with the divestments of some of our assets, we also aim to reduce our debt exposure and thereby the interest cost.

7. Foreign Currency Exchange Rate Risk: We are exposed to the vagaries of exchange rate risk, as we have some expenditure in foreign currencies for procurement of project equipment, but a majority of revenues are in Indian Rupee (though Airports and other international assets earn some foreign currency). We have in place a mechanism of having regular review of our foreign exchange exposures including the sensitivity of our financials to the movements in exchange rate. However, we hedge our exposures and keep rolling them as a part of a robust foreign exchange risk management policy which is reviewed regularly.

8. Cyber Security Risk: The Group has so far protected itself well from malicious hacking of its internet-based business operations. However, with hacking becoming increasingly sophisticated, the Group's businesses in airport sector remain vulnerable to hacking. It has become a top priority for the Company to enhance the safety and security of its IT-based operations, for which it plans to deploy best-in-class resources.

9. Technology Risk: In the rapidly evolving technology across all industries, businesses that had operated successfully over the years and even decades are now faced with the reality of either overhauling

their technology, or become obsolete.

- While coal-based, gas-based and hydro-power still provide the bulk of generated power in the country, solar energy is fast gaining acceptance as the preferred mode of power generation. The Company has energy assets that are impacted in the immediate term by the boom in solar-panel based power generation though these assets would prove to be competitive in long run.

10. Terrorism Risk: Risk from terrorism has become more pronounced over the past few years. It is seen that despite all security measures, frequent terror attacks still take place in cities and locations that are regarded as high in safety and security setup. Public areas like airports and rail/road assets are vulnerable to terror attacks. The Group has assets in airport and road sectors and railway projects that are inherently exposed to terrorism. The group identifies the assets such as airports and highways that are sensitive to terror risks and therefore covered the same under terrorism insurance cover for suitable limits.

11. Competition risk: With several infrastructure players in the country diversifying into multiple businesses, competition in key sectors of transportation and retail has increased. In addition, smaller players have made foray into industries that were considered the turf of the large business houses. The Group is also affected by the increasing competition in nearly every business stream it is involved in, thus exposing itself to thinner margins.

- The proposed development of new airports in the national capital region like those in Jewar (UP) and Bhiwadi (Rajasthan) may impact the business of Delhi airport in the long term.

In the Infrastructure area, competition is more likely to impact at the initial stage itself. The Group has continued to focus on building competitive advantage in our core business areas to ensure that we are competitively well-positioned in our businesses.

We also have mechanism in place to ensure that we understand our competitive position while making bid-related decisions, and ensure that the criteria for financial returns remain the key consideration in any bidding activity.

12. Litigation risk: With changes in business environment, land-reform policies, taxation policies and axing of appellate tribunals, the Company faces severe risks of unresolved disputes or annulment of appeals.

- The Company has appeals and dispute resolutions pending in tribunals and courts related to tariff, toll, environment protection, labour regulations, etc. that were expected to be resolved favorably. However, with new government initiatives of merging tribunals and dispute resolution bodies, the Company faces risk of annulment of/ or significant delay in resolution of several of cases.

The Group has a strong in-house legal team and is proactive in ensuring that we take most suitable legal advice from leading law

practitioners, as may be required. Where appropriate, and in the context of commercial disputes with private parties, the Company also considers and explores out of court settlements under advice.

13. Geopolitical risk: Over the last three years, geopolitical landscape has considerably changed. While the country has witnessed improvement in the geopolitical landscape in the east, countries in the north and west have taken significant steps in altering the geopolitics for India, thus increasing the risks that may impact the Group's businesses, particularly in the airport sector. Rise in protectionism in Western nations and recent developments like One Belt One Road (OBOR) and its implications could have long term consequences for industrial development in India, thus affecting some of the Group's businesses. The Group relies on the government's proactive role in protecting the interests of Indian industries arising out of changing geopolitical landscape.

14. Socio-economic risks: Despite efforts from the government, businesses and organizations, socio-economic conditions of a large section of the civil society have not improved over the past years. Several factors like widening inequality gap, dislocation of vulnerable sections of the society, loss of livelihood disruption and an increase in fear of social and communal disharmony have aggravated the risk of disruption to businesses. The Group's businesses in transportation sector stand exposed to risks from changing socio-economic landscape in the country. To mitigate risks to our businesses arising from socio-economic issues, the Group takes proactive steps in engaging with affected people as well as customers.

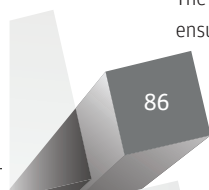
Internal control systems and their adequacy

The Company's internal financial control framework, established in accordance with the COSO framework, is commensurate with the size and operations of the business and is in line with requirements of the Act. The effectiveness of the internal controls is continuously monitored by the Management Assurance Group (MAG). MAG's main objective is to provide to the Audit Committee, an independent, objective and reasonable assurance of the Company's risk management, control and governance processes. MAG continuously assesses opportunities for improvement in all business processes, systems and controls and provides recommendations which add value to the Company. It also follows up on the implementation of corrective actions and improvements after the review by the Audit Committee and Senior Management.

The Company's internal financial controls framework is based on the 'three lines of defense model'. The Company has laid down policies and standard operating procedures to guide the operations of the business. These controls and processes have been embedded and integrated with SAP (or other ERP systems, as the case may be) and/or other allied IT applications which have been implemented across all Group companies.

Respective Business/Company CEOs are responsible to ensure compliance with the policies and procedures laid down by the management. Robust and continuous internal monitoring mechanisms ensure timely identification of risks and issues.

MAG is responsible for undertaking internal audits across the group and they



are assisted by outsourced audit firms. The internal audit scope covers inter alia, all businesses and corporate functions, as per the annual plan reviewed and approved by the Audit Committee at the beginning of every year.

The Management and MAG undertake rigorous testing of the control environment of the Company and this provides reasonable assurance with regard to recording and providing reliable financial information, monitoring of operations, protecting assets from unauthorized use or loss and compliances with statutes.

Every quarter, the Audit Committee of the Board is presented with key control issues and actions taken on the issues highlighted in previous report(s).

Developments in Human Resources and Organization Development at GMR Group

The FY 2016-17 has been remarkable from the perspective of people processes across the Group. There were several initiatives taken to restart, revive, recover; taking on new things like the formation of Group Corporate Services Integration Council, establishment of HR Strategic Advisory Council, initiation of several HR audits and preparing for transition towards Digital HR and Facility Management Services (FMS) on the cloud. A Group-wide Talent Review process was taken up to create a robust succession plan and strong leadership pipeline for impending business expansion.

This was also an important year from the perspective of culture enhancement. GMR Values & Beliefs were reviewed after 15 years and the Value icons were made more contemporary. Inner Excellence was brought in, to ensure the mental and spiritual wellbeing of the employees in an increasingly stressful world. Employee Engagement Survey 'Pulse' was resumed to hear the voice of fellow colleagues and make GMR a more vibrant place to work in.

Some of the initiatives taken up at the Group are detailed below:

- **Annual Staffing Plan**

A process introduced in FY17 to estimate the optimum level of human capital requirement, both in terms of capacity and capability to accomplish organizational objectives, the process has inbuilt checks and balance.



Implemented comprehensive **Annual Staffing Plan (ASP)** in FY17 by optimizing the required human capital for the year with savings in cost.

- **GROW Portal**

An Internal Job Posting portal, which provides equal opportunity to all eligible employees in GMR Group to apply for job vacancies and move into variety of challenging roles if they successfully clear the interview process. Internal job posting process enhances employee retention, engagement levels and reduces settlement time as compared to externally recruited candidates.



The % of Internal job posting increased to 16% in FY17 from 11% in FY16 indicating more number of employees have received opportunities to grow by taking up enhanced roles as well as moving into other roles enriching the knowledge base.

- **AARAMBH**

An initiative taken in FY17 to induct Management Trainees and Chartered Accountants from well-known institutes in India for creating a sustainable pipeline of future leaders across GMR Business sectors.



A batch of 30 Management Trainees from reputed B-Schools and 8 Chartered Accountants inducted under this initiative in FY17 who are being placed in various GMR Businesses i.e., Airports, Energy, Transport & Urban Infrastructure and Corporate Functions.

- **Talent Review**

Group Talent Review is a process to identify talented employees who have been performing well in present and past roles and assess their developmental needs for grooming and enabling them to take up enhanced roles with higher responsibilities, thus creating a sustained pipeline of future leaders. This process also helps to identify potential successors to key leaders for ensuring business sustainability.



• **ANUSHiSTA Values 2.0**

A Version 2 of GMR Values & Beliefs was released incorporating one new value 'Inner Excellence' during FY17.



• **PULSE**

'PULSE' is an initiative to assess the employees' engagement levels and ethical culture through an IT enabled online survey. The result of survey is analyzed from numerous perspectives to develop deeper insights around employee engagement and take required actions in time bound manner.



The Employee Engagement score moved upto 4.12 in 2016 as compared to 4.05 in 2012. 8000+ comments were analyzed and a cross functional team including Corporate HR, Business HR Team and employee volunteers charted out the action plans to sustain the strengths and improve upon areas with low scores.

• **Goal Setting & Performance Management Process (Mid-Year and Annual Appraisal)**

In order to achieve organizational objectives (Group Objectives >> Sector Objectives >> Business Objectives >> Function >> Employee), each employee sets individual goals which are Specific, Measurable, Attainable, Relevant and with Timelines ensuring alignment with respective business priorities in a specific year, which are reviewed by respective managers and registered on online IT Portal "Digital HR". Half yearly and annual appraisal process are carried out to confirm the performance of all employees.



In FY17, the Goal Setting and Performance Management process witnessed tremendous improvement and employee participation in terms of % and timeliness.


• **DISHA**

A process transformation & improvement initiative aimed to deliver improved transaction turn-around time, vendor & employee satisfaction, reduction in process wastes, better workplace and enhanced employee engagement in the areas of Procure to Pay, facilities management and employee life cycle from Hire to Retire.



• **Business Excellence & GBEM**

Business Excellence Framework provides a holistic way of conducting business, in the interest of organization's sustenance, which is concerned with stakeholders - Customers, Shareholders, Govt. Institutions, Employees, Suppliers, Community, aiming to yield 'Robust & Sustained' business results by continually assessing, improving and deploying organizational processes following GBEM (GMR Business Excellence Model, which is based on Malcolm Baldrige National Quality Award (MBNQA), one of the most prestigious Organization Performance Assessment framework in US and adopted worldwide by 9000+ organizations).



During FY17, all Group Corporate Functions underwent Dipstick BE Assessment by External Assessors identifying opportunities to strengthen the process and enhance deployment.

• **Job Evaluation (New Grades & Bands)**

A systematic process for ranking jobs logically and fairly to determine the relative worth of job in the organization.



After conducting extensive search and evaluation, GMR Group finalized Hay Group as a partner for implementation of Job Evaluation project, delivering well defined clearly articulated job descriptions of all roles across organization, re-grading & role centric job titles, with reducing 4 job levels and enhancing greater organizational agility. The Hay Group methodology of Job evaluation is followed by 12000+

organizations in 90+ countries worldwide. Revised grades rolled out across the Group in Phase I in FY17, covering nearly 4000 employees with key focus on change management under this initiative, also related HR policies have been revised with no adverse salary impact to employees.

- **Digital HR - NAVYATA**

A transformation project initiated in FY17 to digitize people processes spanning across employee life cycle from Hire-to-Retire, providing seamless and secured 24X7 access to Digital HR through multiple modes to all employees whether in or outside of offices, with state-of-the-art features and enhanced user friendliness with inbuilt performance dashboard and insightful analytics for effective and timely decision making.



- **Digital FMS**

An FMS Transformation initiative wherein 18 processes are under digitalization across Group, accessible from desktop-laptop-tablets-mobiles over app, with rich look & feel, providing updates on email & SMS and is hosted on cloud.



Implementation of Digital FMS initiated with 8 processes was rolled out across GMR Group in FY17, while work is in progress to complete balance 10 processes.

- **HR Strategic Advisory Council (HR SAC)**

An advisory council comprising eminent external HR experts and Group HR leaders was formed in FY17 to take up various people related agenda points, debate, discuss and adopt Best & Next HR practices and recommend improvement strategies and directions.



- **GCS Integration Council**

As the businesses of the Group are growing across industry lines and geographies, there is a need for a federal structure that provides increasing independence to various businesses, while also ensuring alignment to the following:

- o Living GMR Vision statement
- o Practicing GMR Values & Beliefs
- o Delivering through the GMR Business Excellence Model (GBEM)

GCS Integration Council is a platform created in FY17 with an aim to provide a federal oversight leveraging collective strengths of various Group Corporate Services (GCS) functions and to:

- o Create a platform for inter-functional effectiveness
- o Identify and implement cross-functional business process transformation projects, running across all GMR Businesses.

GCS Integration Council

Business Responsibility Report

Section A: General Information about the Company

- 1. Corporate Identity Number (CIN) of the Company :**
L45203MH1996PLC281138
- 2. Name of the Company :**
GMR Infrastructure Limited
- 3. Registered address :**
Naman Centre, 7th Floor, Opp. Dena Bank,
Plot No. C-31, G Block, Bandra Kurla Complex,
Bandra (East), Mumbai - 400051
- 4. Website :**
www.gmrgroup.in
- 5. E-mail id :**
Gil.Cosecy@gmrgroup.in
- 6. Financial Year reported :**
2016-2017
- 7. Sector(s) that the Company is engaged in (industrial activity code-wise) :**
The Company has Engineering, Procurement and Construction (EPC) business and is a holding company for the investments made in Airports, Energy and Transportation & Urban Infrastructure sectors.

NIC Code of the Product / Service	Name and Description of main products / services
43900	Engineering, Procurement and Construction (EPC) [Handling of engineering, procurement and construction solutions in Infrastructure Sectors]
66309	Others [Investment Activity and corporate support to various infrastructure SPVs]

- 8. List three key products / services that the Company manufactures / provides (as in balance sheet)**
The Company has Engineering, Procurement and Construction (EPC) business and is a holding company for the investments made in Airports, Energy and Transportation & Urban Infrastructure sectors.
- 9. Total number of locations where business activity is undertaken by the Company:**
 - i. Number of International Locations (Provide details of major 5): The Group has business activities in Indonesia, Singapore, Nepal and Philippines (Cebu).
 - ii. Number of National Locations: The Company by itself and through its subsidiaries, JVs, associates has business activities undertaken in more than five States in India, viz., Delhi, Karnataka, Telangana, Maharashtra, Goa, Odisha, Chhattisgarh, Tamil Nadu, Uttar Pradesh, Andhra Pradesh, Himachal Pradesh, Gujarat, Uttarakhand, Rajasthan, Chandigarh etc.

10. Markets served by the Company - Local / State / National / International:

Over the past two decades, GMR Group has grown from a regional to a global infrastructure player.

The international presence of the Company's subsidiaries extends to the following geographies:

- Stakes in international coal assets in Indonesia - PTBSL (under divestment) and Sinarmas;
- Hydro-power projects in Nepal - Under various stages of developing;
- Stakes in Airports - Mactan Cebu International Airport in Philippines.

On the National level, the Company's subsidiaries have in all right to develop and operate 3 airports on Public Private Partnership (PPP). Of these, the Company is operating 2 airports at New Delhi and Hyderabad and recently won the right to develop and operate the MOPA airport in Goa. The company also has interests in 10 operating energy assets in Tamil Nadu, Andhra Pradesh, Gujarat, Maharashtra, Chhattisgarh and Odisha and 2 coal blocks (1 in Jharkhand and 1 in Odisha). Company has 1 project under construction (Hydro based plant in Himachal Pradesh) and 2 other plants in Uttarakhand and Arunachal Pradesh under development and 7 different highways (one with minority stake) with a balanced mix of toll and annuity at various locations in India - Andhra Pradesh, Karnataka, Punjab and Tamil Nadu.

Section B: Financial Details of the Company

- | | (₹ In Crore) |
|--|--------------|
| 1. Paid up Capital | : 603.59 |
| 2. Total Turnover | : 1179.77 |
| 3. Total profit / (loss) after taxes | : (3684.11) |
| 4. Total Spending on Corporate Social Responsibility (CSR) as percentage of profit after tax (%): | |
| Not applicable due to losses in the previous years. | |
| 5. List of activities in which expenditure in 4 above has been incurred: | |
| Not applicable as the company was not required to spend any amount. | |

Section C: Other Details

- 1. Does the Company have any Subsidiary Company / Companies?**
Yes, the Company has 119 subsidiary companies, as on March 31, 2017.
- 2. Do the Subsidiary Company / Companies participate in the BR Initiatives of the parent company? If yes, then indicate the number of such subsidiary company.**
Yes, the subsidiary companies along with the Company participate in group wide Business Responsibility (BR) initiatives on a wide range of topics. All subsidiaries are aligned to the activities under the aegis of GMR Varalakshmi Foundation (GMRVF), the Corporate Social Responsibility (CSR) arm of the Company, which develops social

infrastructure and enhances the quality of life of communities around the locations, where the Company / Subsidiaries have a presence.

3. Do any other entity / entities (e.g. suppliers, distributors etc.) that the Company does business with, participate in the BR initiatives of the Company? If yes, then indicate the percentage of such entity / entities? [Less than 30%, 30-60%, More than 60%]

Yes, more than 60% of dealing entities like Vendors, Contractors, Service Providers, accept and participate in BR initiatives and this is mandated by the process of sign-off by vendors/suppliers when accepting the Supplier Code of Conduct and Business Ethics at the time of accepting the work order / purchase order released on them.

Section D: BR Information

1. Details of Director / Directors responsible for BR

a) Details of the Director / Directors responsible for implementation of the BR policy / policies:

- DIN : 00061669
- Name : Mr. Grandhi Kiran Kumar
- Designation : Managing Director

b) Details of the BR head:

S. No.	Particulars	Details
1.	DIN (if applicable)	NA
2.	Name	Mr. Adi Seshavataram Cherukupalli
3.	Designation	Company Secretary and Compliance Officer
4.	Telephone number	+91 11 49216733
5.	E-mail id	Gil.Cosecy@gmrgroup.in

2. Principle-wise (as per NVGs) BR Policy/policies (Reply in Y/N)

The National Voluntary Guidelines on Social, Environmental and Economic Responsibilities of Business (NVGs) released by the Ministry of Corporate Affairs has adopted nine areas of Business Responsibility. These briefly are as under:

- P1** – Businesses should conduct and govern themselves with Ethics, Transparency and Accountability.
- P2** – Businesses should provide goods and services that are safe and contribute to sustainability throughout their life cycle.
- P3** – Businesses should promote the well-being of all employees.
- P4** – Businesses should respect the interests of, and be responsive towards all stakeholders, especially those who are disadvantaged, vulnerable and marginalized.
- P5** – Businesses should respect and promote human rights.
- P6** – Businesses should respect, protect, and make efforts to restore the environment.
- P7** – Businesses, when engaged in influencing public and regulatory policy, should do so in a responsible manner.
- P8** – Businesses should support inclusive growth and equitable development.
- P9** – Businesses should engage with and provide value to their customers and consumers in a responsible manner.

S. No.	Questions	P1	P2**	P3	P4	P5	P6	P7	P8	P9***
1.	Do you have a policy /policies for....	Y	Y	Y	Y	Y	Y (IMS Policy - EHSQ)	Y	Y	Y
2.	Has the policy being formulated in consultation with the relevant stakeholders?	Y	Y	Y	Y	Y	Y	Y	Y	Y
3.	Does the policy conform to any national / international standards? If yes, specify? (50 words)	#	Y (ISO 14001:EMS & OHSAS 18001 & ISO 9001:QMS)	#	#	#	Y (MoEF, respective State Pollution Control Board, Factories Act and ISO 14001:EMS)	#	#	#
4.	[§] Has the policy being approved by the Board? Is yes, has it been signed by MD/owner/CEO/ appropriate Board Director?	Y	Y	Y	Y	Y	Y	Y	Y	Y
5.	Does the company have a specified committee of the Board/ Director/Official to oversee the implementation of the policy?	Y	Y	Y	Y	Y	Y	Y	Y	Y
6.	Indicate the link for the policy to be viewed online?	Y*	http://investor.gmrgroup.in/investors/GIL-Policies.html	Y*	Y*	Y*	http://investor.gmrgroup.in/investors/GIL-Policies.html	Y*	Y*	Y*
7.	Has the policy been formally communicated to all relevant internal and external stakeholders?	Y	Y	Y	Y	Y	Y	Y	Y	Y
8.	Does the company have in-house structure to implement the policy/policies?	Y	Y	Y	Y	Y	Y	Y	Y	Y
9.	Does the Company have a grievance redressal mechanism related to the policy /policies to address stakeholders' grievances related to the policy/policies?	Y	Y	Y	Y	Y	Y	Y	Y	Y
10.	Has the company carried out independent audit/ evaluation of the working of this policy by an internal or external agency?	Y	Y	Y	Y	Y	Y	Y	Y	Y

wherever the Group Policy is not compliant with local laws, they are suitably modified. There is no known non-compliance with international standards.
 * The policy is available in Company's intranet.
 ** The Company and the Subsidiaries wherever applicable have relevant systems and practices in place to implement and adhere as per the principles.
 *** The Company and the Subsidiaries have systems in place and have practices as per the Principles and formal policy based upon systems and practices will be placed before the Board for approval.
 § The policy being approved by the Board/MD/CEO/Department head and signed by MD/owner/CEO/ Department head/appropriate Board/Director wherever is applicable.

2a If answer to S. No. 1 against any principle, is 'No', please explain why: (Tick up to 2 options)

S. No.	Questions	P1	P2	P3	P4	P5	P6	P7	P8	P9
1.	The company has not understood the Principles	Not Applicable								
2.	The company is not at a stage where it finds itself in a position to formulate and implement the policies on specified principles									
3.	The company does not have financial or manpower resources available for the task									
4.	It is planned to be done within next 6 months									
5.	It is planned to be done within the next 1 year									
6.	Any other reason (please specify)									

3. Governance related to BR:

- Indicate the frequency with which the Board of Directors, Committee of the Board or CEO to assess the BR performance of the Company. Within 3 months, 3-6 months, Annually, More than 1 year.

The BR performance will be assessed on an annual basis.

- Does the Company publish a BR or a Sustainability Report? What is the hyperlink for viewing this report? How frequently it is published?

Annual Report containing Business Responsibility Report is available on Company's website and can be accessed at <http://investor.gmrgroup.in/Investors/annual-report.html>.

Energy Sector is publishing its Sustainability Report every year since FY 2013-14 as per GRI-G4 guidelines, which are made available to all its relevant stakeholders. Sustainability reports are also available on Company's website.

2. How many stakeholder complaints have been received in the past financial year and what percentage was satisfactorily resolved by the management? If so, provide details thereof, in about 50 words or so.

During the year under review, a total of 23 Whistleblower Complaints were received, of which 4 of were dropped, being frivolous in nature. Inquiries were conducted in the remaining 19 complaints, of which allegations were proved in 13 cases. Appropriate action was taken in all the above 13 enquiries. The balance 6 cases were not proved due to lack of evidence. None of the 13 cases involve fraud having serious financial implication on the Company.

Principle 2: Businesses should provide goods and services that are safe and contribute to sustainability throughout their life cycle

- List up to 3 of your products or services whose design has incorporated social or environmental concerns, risks and / or opportunities.

Environmental Protection and Sustainability

Since inception, sustainability has remained at the core of our business strategy. Besides economic performance, safe operations, environment conservation and social well-being have always been at the core of our philosophy of sustainable business. In anticipation of upcoming regulations and requirements, the Company has invested substantially and allocated other resources to proactively adopt and implement manufacturing / business processes to increase its adherence to environmental standards and pollution control measures and enhance its industry safety levels. At GMR Group, the challenges due to the Company's operations related to EHS aspects of the business, employees and society are mapped and mitigated through a series of systematic and disciplined sets of policies and procedures.

Our continuous endeavor to go beyond compliance and conserve natural resources helps to march towards attaining excellence in environment management and efficient and sustainable operations as well. As the Company operates in an increasingly resource-constrained world, being environmentally conscious and efficient is key to our operations. The Company has a Corporate Environment, Health, Safety and Quality (EHSQ) Policy to articulate, guide, and adopt an integrated approach towards implementing EHSQ objectives and the Company is committed to the Policy. These established systems

Section E: Principle-wise performance

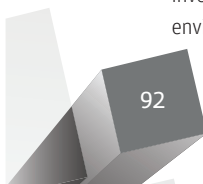
Principle 1: Businesses should conduct and govern themselves with Ethics, Transparency and Accountability.

- Does the policy relating to ethics, bribery and corruption cover only the company? [Yes/ No]. Does it extend to the Group / Joint Ventures / Suppliers / Contractors / NGOs / Others?

Yes. The Code of Business Conduct and Ethics policy of the Company embodies the Group's Values and Beliefs and endeavors to lay down guidelines for employees of the Group to follow in their day to day work life. The policy applies to all employees on regular rolls of the Company including Full Time Directors, Advisors, In-house Consultants, Expatriates and employees on contract.

As an extension of the Code of Conduct, Company has a Whistle Blower policy which also applies to third parties with concerns regarding any serious malpractice or impropriety within the Group. Third parties include Vendors, Service providers, Partners, JV employees, and customers. There is also a Suppliers' Code of Conduct and Business Ethics to ensure transparent business governance.

Company has an Ethics and Intelligence Department to expeditiously investigate and take action to protect the culture and ethical environment.



certified by reputed certifying agencies have helped to monitor and manage our operations systematically, safely and in environmental friendly manner. When such practices become institutionalized, they protect environment and reduce operational and other costs.

The Company understands the global thrusts for minimizing the effect of developmental projects towards global warming. The Company has developed various projects voluntarily and some of the projects are under development stage, which ultimately reduces Green House Gases (GHG) emissions into the atmosphere and thus, minimizing the global warming effect. The Company has evolved as Sustainability leader by registering 7 CDM Projects with United Nations Framework Convention on Climate Change (UNFCCC).

As a responsible corporate citizen, the Company is striving to meet the expectations of neighboring communities around its plants and other locations through GMR Varalakshmi Foundation. The foundation works closely with them and strives to impact the lives of millions of farmers, senior citizens, youth, women and children through numerous programs.

Energy Sector

Energy Sector of the Group has continuously ventured to promote cleaner fuel operations and renewable energy. A super critical technology power plant was developed at Chhattisgarh. The 25 MW and 1 MW Solar Photo-Voltaic based power generation in Gujarat and Rajam respectively, 2.1 MW and 1.25 MW wind turbine generators in the State(s) of Gujarat and Tamil Nadu respectively are fully operational, with commitment towards sustainability in terms of clean and renewable energy resource. Further, GMR Solar Energy Private Limited has also commissioned a 2 MW Solar Roof top power project near Delhi International Airport, Delhi in February 2017.

The Energy sector has aligned its energy business with its comprehensive “EHS Framework”, adopting best generation practices, optimizing energy, natural resources and technology, best available practices, “go beyond compliance”, etc.

All the operating units have all necessary statutory clearances in place and are in compliance with environmental regulations. The Group has adopted state-of-the-art systems and measures to control emissions and effluent in design stage itself. Hazardous wastes management and disposal has been in accordance with Central Pollution Control Board (CPCB) guidelines. Continuous Stack Emission Monitoring System (CEMS) and Continuous Ambient Air Quality Monitoring Systems (CAAQMS) at power plants have been set for monitoring of vital pollution parameters on real time basis. Also, each of the operating units has dedicated Effluent Treatment Plant to treat waste water from the units and utilize or discharge in accordance with Pollution Control Board Norms. All parameters like stack emissions, ambient air quality, water quality, noise level etc., are maintained well within the stipulated norms. The monitoring reports are submitted periodically to statutory authorities. Internal audits and surveillance audits as per the requirements of ISO certifications are conducted and any observation or non-conformance is dealt with utmost seriousness.

The system is managed by dedicated EHS team and steered frequently at Apex level for quick actions.

Various employee engagement campaigns are conducted at different plants by celebrating World Environment Day, National Safety Week, National Fire Service Week, National Cleanliness Day, Road Safety Awareness Week, Energy Conservation Week, Earth Day, etc., to create awareness and generate ideas for implementation. Regular mass plantation is organized with involvement of employees, their families and nearby villagers. Dense green belt is developed at many sites and is under progress at few project sites. Fruit bearing tree species are also being planted. Its survival is ensured with proper care.

Systems and processes as per Global Reporting Initiative (GRI-G4) are being implemented across all the power plants. Energy Sector is publishing its Sustainability Report every year since FY 2013-14 as per GRI-G4 guidelines, which are made available to all its relevant stakeholders. Sustainability reports are also available on Company website. Further, Energy Sector initiated and adopted GRI-G4 based Sustainability & EHS Management software E-tool titled ‘SoFi’ for capturing online sustainability data of all operating assets and projects - first in the power sector in India.

During 2016, GMR Warora Energy Limited (GWEL) implemented Social Accountability Management System as per SA 8000 and Information Security Management System as per ISO 27001 and obtained external certifications. GWEL is already certified for ISO 9001: QMS, ISO 14001: EMS and OHSAS 18001 by M/s BVCI. The laboratory for coal quality at GWEL is certified by National Accreditation Board for Testing and Calibration Laboratories (NABL).

To manage the health and wellness at work place, series of programmes under “Nirmal Jivan” initiatives like Navchetna Shibir for employees, Frolic Friday for stress management, counseling of all employees with dietician, health awareness, Yoga Shibir and motivational programs for employees and their family members were organized during the year.

GWEL successfully conducted series of EHS awareness programs, various training programs on Permit to Work (PTW) system, emergency response plan, firefighting, electrical safety, chemical handling, gas cylinder handling conducted to employees and contractual employees. Mock drills on scenarios such as fire in warehouse, hydrogen leakage from generator, fire in coal crusher and ash leakage from ash silo were conducted. During FY 2016-17, organic farming for vegetables over half acre of land started inside the plant premises.

Testimonial to all such initiatives, during FY 2016-17, GWEL received International Safety Award 2017 by British Safety Council, 6th Greentech HR Awards 2016, SHRUSHTI’s Good Green Governance Award 2016, Global Clean India Award 2016, Global Safety Award 2016, Excellence in Energy Conservation and Management 2016, Clean Generator of the Year (Coal based TPP) - 2016.

GMR Kamalanga Energy Limited (GKEL) is compliant with the statutory norms required for operation of power generation plant and certified

for ISO 14001:EMS, OHSAS 18001, ISO 9001:QMS and EMS 50001:2011. GKEL has deployed various environmental protection initiatives for environment conservation, conducts audio visual EHS trainings, Behavior Based Safety (BBS) trainings, SAP based Work Permit System integrated with Lock Out and Tag Out (LOTO) mechanism. Hazard Identification and Risk assessment (HIRA) exercise is regularly conducted to identify and control new or existing risk in operations. EHS initiatives like Safety Walk-through, Medical check-up, EHS Council meeting, etc. are observed to create positive safety culture amongst workforce. Periodic Integrated Management System (IMS) audits are conducted to assess the deployment of work procedures at plant site.

GMR Chhattisgarh Energy Limited (GCHEL) has valid factory License from Inspectorate of Factories, Consent to operate, hazardous waste authorization and Bio-medical waste authorization from Chhattisgarh Environment Conservation Board. GCHEL has also obtained amendment for usage of domestic coal from MoEF. In FY 2016-17, total 10,000 saplings were planted over 10 acres of land within plant premises. GCHEL received ISO 9001:QMS, ISO 14001:EMS and OHSAS 18001 certificates. For all operational activities and maintenance, SAP based PTW system and other work permits are followed. Compliance with Personal Protective equipment is ensured while working. EHS training is imparted to all new and existing employees every year.

GMR Vemagiri Power Generation Limited (GVPGL) and GMR Rajahmundry Energy Limited (GREL) units are gas based power plants in Andhra Pradesh. GVPGL is certified for ISO 9001:2008, ISO 14001:2004 and OHSAS 18001: 2007 by M/s. GL-DNV. GREL is certified for ISO 9001:2015, ISO 14001:2015 and OHSAS 18001: 2007 by M/s. GL-DNV.

EHS practices are deployed to achieve the highest level of performance. 21 EHS trainings were imparted. Mock drills for each plant were conducted on different emergency scenarios.

GVPGL achieved Zero Lost time injury frequency rate with no reportable incidents for 2016-17. GVPGL received "Safety innovation Award 2016" and Greentech Foundation Environment Award. GREL received Energy and Environment Foundation Awards in the category of environment best practices. 80 nos. of tree saplings were planted.

GMR Energy Limited (GEL), Kakinada has established efficient EHS procedure and practices and has achieved zero Lost Time Injury Frequency Rate (LTIFR) with nil reportable accidents in FY 2016-17. Plant is compliant with all statutory norms and procedures. Periodical surveillance audit of ISO 9001:2008, ISO 14001:2004 and OHSAS 18001:2007 has been done by M/s GL-DNV. GEL successfully implemented 2 environmental management programmes on energy conservation and minimization of water consumption. To make the area green, plantations were done by employees in Plant premises as well as nearby schools.

GMR Bajoli Holi Hydro Power Project construction is in progress with total compliance to all applicable EHS statutory rules and regulations, procedures and best practices. Though there was no fatal incident,

1 Lost Time Injury (LTI) was reported at site. In FY 2016-17, project achieved 41,92,205 accident free man-hours. Second Surveillance audit has been conducted by M/s TUV India for Integrated Management System (IMS) ISO 9001:2008, ISO 14001:2004 and OHSAS 18001: 2007. Periodical medical health check-ups were conducted for employees and contract workers. Regular medical camps are also organized for workforce and community. Safety tool box talk, safety training, pre job briefing and site inspections are conducted on daily basis. 100% contract employees were covered under EHS awareness on utilization of Personal Protective Equipment (PPE) at site. All critical air quality parameters at inside tunnels are displayed near portal of adits. First aid centre has been set up at every site managed by qualified professionals and supported by 6 ambulances. 800 tree saplings were planted at project and colony sites.

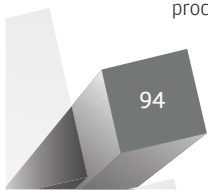
No fatality was reported across all sites of the Energy Sector during FY 2016-17. At GMR Energy Sector level, LTIFR reduced by 39% from 0.122 during FY15-16 to 0.075 during FY16-17.

Airport Sector

Airport Sector embraces the concept of sustainability by managing activities in environment friendly manner, minimizing natural resource utilization and maintaining collaborative relationships with the community and stakeholders. Our strategy for long-term stability and continual improvement is focused on cost-effective operation, social responsibility, environment and ecology oriented business approach and practices, which are governed and managed by latest technological processes, improved infrastructure, efficient operational measures, continuous learning and education, effective change management and communication, with all possible stakeholders' support.

Environment Sustainable Management is an integral part of our business strategy which helps in achieving social credibility and business sustainability by efficient integration of policy, system, procedures, infrastructure and community support. The Company adopted all possible proactive sustainable approach for the airport to develop an environment friendly posture that accommodates the community's concerns while still meeting all regulatory requirements. Our key environmental and social elements which have direct/indirect impact on society are aircraft noise, emission, air quality, water and wastewater, solid waste and conservation of natural resources. A dedicated team of professionals is deployed to deal with all areas of environmental and social concerns. All the impacts associated with its business aspect are being effectively resolved by working closely with the communities around the airport by proper knowledge sharing forums, media communications, communication to stakeholders and stakeholder meetings, further with the support of regulatory and government agencies.

Air and Water management is ensured by regular monitoring, analysis and following government regulations and guidance. Solid and Hazardous wastes are handled as per the applicable rules. Sewage Treatment Plant (STP) is operational to treat the waste water. Entire treated water is being reused appropriately for the flushing and irrigation purposes.



Delhi International Airport Limited (DIAL)

Environment Sustainability is an integral part of DIAL's business strategy. It focusses highly on natural resource conservation, pollution preventions and skill developments on the part of business sustainability at Delhi Airport by efficient integration of policy, systems, procedures, infrastructure and community support.

DIAL is committed to conduct its business in an environment and social friendly manner by adopting all possible operational and technological measures to minimize the impact of its activities on the environment and society.

Some of the recent achievements of DIAL in the sustainability segment during this FY are:

- Delhi Airport becomes the 1st "Carbon Neutral Airport" in Asia Pacific Region by ACI, (September 2016)
- ACI Green Airports Award 2017 - GOLD Level in Asia Pacific Region (April, 2017)
- Golden Peacock Award for Corporate Social Responsibility (CSR) for 2016
- Airport achieved the Platinum rating from Indian Green Building Council (IGBC), under the "Green Existing Building O&M Rating System" (October, 2016)
- First Airport in the world to adopt "Arc", performance based building scoring platform by USGBC/GBCI (December, 2016)
- Green Company Platinum Level Rating (June, 2016)
- CII - Green Company Best Practices Award in Renewable Energy and GHG Mitigation (June, 2016)
- National Award for Excellence in Energy Management by CII (October, 2016)
- Successfully upgraded the Environment Management System to ISO 14001:2015 - from ISO 14001:2004, audited by M/s. DNV.
- Achieved a Carbon intensity of 1.88 kgCO₂/ Pax during the year 2016-17
- DIAL is also Energy Security Steering Committee Member of TERI Business Council for Sustainable Development
- Regular Training on Environmental Management and Sustainability Management
- Environment Day celebration on every World Environment Day event on 5th June

GMR Hyderabad International Airport Limited (GHIAL)

GHIAL operates the Rajiv Gandhi International Airport (RGIA) at Hyderabad. GHIAL consider EHS as an integral part of business and is committed to conduct business in an environment friendly and sustainable manner, in line with group's Vision, Mission, Values, Beliefs and Corporate Policies. GHIAL's levels of safety and environment performance standards have been further enhanced

during the year 2016-17. GHIAL's proactive approach on Stakeholder sensitization on various safety and environment processes combined with stringent oversight process has yielded superior results during the past financial year. During the past year, the incidents/accidents have come down sharply both in terms of numbers as well as severity even though there was an exponential increase in passenger throughput and Air Traffic Movements. GHIAL is committed to develop, nurture and proactively promote EHS culture with the philosophy of 'Safety first.'

In line with the Safety Management System framework defined by the International Civil Aviation Organisation (ICAO) and the Directorate General of Civil Aviation (DGCA) India, GHIAL has implemented a comprehensive Safety Management System (SMS) towards continued safety assurance through safety risk management and active safety promotion. The current SMS process at GHIAL has progressed to the level of proactive and predictive risk identification and mitigation standards. During the year, GHIAL Safety department has organized a comprehensive training on SMS to selected Specific Point of Contacts (SPOCs) from internal and external stakeholders as a Train-The-Trainer (TTT) initiative. These SPOCs in turn have trained all the personnel internally on the safety processes and best practices. As part of safety assurance, safety audits and oversight checks have been conducted on all the critical processes to ensure continual compliance to GHIAL's SMS process. Further, critical safety concerns/issues are effectively identified and addressed jointly through high level interactive forums like Runway Safety Committee consisting of airline pilots, air traffic controllers and senior members from other agencies. The SMS at RGIA is in compliance with DGCA regulatory guidelines. Also, the Aerodrome License [AL/Public/021] has been renewed and is valid till March 03, 2018. As part of IMS recertification process, the OHSAS 18001 has been certified and is valid till December 31, 2018.

Safety promotion is an integral part of safety management system implementation at RGIA. During National Safety Week many safety awareness programmes and initiatives have been launched with the dedicated participation of senior leaders from all stakeholders. Also the stakeholders are sensitised regularly through safety bulletins, safety alerts through various communication medium. Further as a continual improvement of safety initiatives, the organization undertakes regular hazard identification and mitigation measures through dedicated teams and Safety Action Groups jointly. This collaborative approach has helped in establishing a proactive safety culture among all the stakeholders and has effectively brought down the number and severity of accidental occurrences during the year 2016-17. In addition to this regular safety alerts and notifications are sent across as a proactive safety measure. Additionally all the stakeholders are encouraged to voluntarily report hazards and safety occurrences through online reporting portals and various other modes.

Further, GHIAL's continual effort and effective stakeholder engagement to develop a sustainable environment has brought global accolades and recognitions. During the year, GHIAL has commissioned a 5 MW solar power plant to meet 15-20 % of RGIA's energy requirements

and through multipronged energy efficiency and best environmental practices has reduced 3405.85 tCO₂e of its scope 1 & 2 carbon emissions in 2016 with respect to the previous year. On 11th April 2017, In recognition of its superior environmental performance, GHIAL has been awarded with the 'Carbon Neutral' Level 3+ certification by the Airports Council International during its regional assembly forum at Doha, Qatar. With that RGIA has become the first airport in its category within the Asia-Pacific region to achieve this coveted status. This has been closely followed by the prestigious Centre for Asia Pacific Aviation (CAPA) Chairman's "Order of Merit" for its focus on environmental sustainability and for being the first Airport in Asia Pacific in its category to become carbon neutral.

Some of the other significant environmental achievements by GHIAL include:

- The Consent for Operation (CFO) of the Airport has been renewed for the next 5 years by the Telangana State Pollution Control Board in April 2016.
- The Ministry of Environment, Forests and Climate change (MoEF&CC) has granted "Environmental Clearance" to GHIAL for its 25 MPPA airport expansion project.
- Conversion of all the light sources within the buildings, roads and other infrastructure into energy efficient LED lighting.
- Conversion of all the Taxiway edge lights into energy efficient LED lighting which are compliant to DGCA/ICAO standards.
- Upgrade the conventional split air-conditioner units to inverter AC units which are energy efficient as well as fully environment friendly in terms of use of non-ozone depleting refrigerant.

In addition to the above, some of the continuing best environment practices include:

- LEED certified Terminal Building which allows maximum natural lighting, and other features that enable optimal use of energy and water.
- Effective implementation of "Reduce-Reuse-Recycle" principle in the overall water usage within the airport.
- Efficient rain water harvesting and ground water recharging processes.
- Efficient solid waste management processes and compost generation to meet 100% internal demands to develop beautiful landscaping within the airport.
- Robust process to effectively reduce aircraft noise and emission levels by collaboratively engaging airline operators and Air Traffic Service providers to bring in best practices like single engine taxi, Fixed Electrical Ground Power to reduce use of aircraft Auxiliary Power Units (APU), Continuous Descent Approach Operations etc.
- Organise extensive environment awareness programmes on a regular basis and wide publicity during World Environment Day, Earth-Hour, etc., by engaging airlines, ground handlers, passengers and all other stakeholders operating at RGIA.

2. For each such product, provide the following details in respect of resource use (energy, water, raw material etc.) per unit of product (optional): Not attempted

- i. Reduction during sourcing / production / distribution achieved since the previous year throughout the value chain?
- ii. Reduction during usage by consumers (energy, water) has been achieved since the previous year?

3. Does the company have procedures in place for sustainable sourcing (including transportation)? If yes, what percentage of your inputs was sourced sustainably? Also, provide details thereof, in about 50 words or so.


Transportation division of the Company is certified for OHSAS 18001:2007 [Occupational Health & Safety Management system]. As part of sourcing strategy, priority is given to sourcing of local raw materials like sand, aggregate etc., [unless specified otherwise by client] for construction of Railways, Roads, Buildings and Power Projects. Also procurement procedures form part of the standard ISO procedures. In addition, Transportation division strives to design and construct sustainable Projects which include Water and Energy conservation measures, continuous monitoring of Environmental parameters [like noise, air, water], identify & use of resources that are environment friendly, green technologies and deployment of fuel efficient equipments and machineries.

The fuel in the Energy Sector subsidiary companies is sourced through pipelines, railway wagons, road transport to the plant avoiding wastages, leakages, vapourisation etc., to the extent possible. The Company and its subsidiaries have a Procurement Policy in place and vendors agree to the GMR Code of Conduct and Business Ethics.

4. Has the company taken any steps to procure goods and services from local & small producers, including communities surrounding their place of work? If yes, what steps have been taken to improve their capacity and capability of local and small vendors?

With the completion of construction of plant and declaration of COD, local people are considered for various services towards various projects undertaken by the subsidiaries/associates JVs of the Company under O&M. These include housekeeping services, photography, catering services, printing stationery, track maintenance, pipeline maintenance and horticulture. Apart from that, petty work contracts for building maintenance, road & drains cleaning, stone pitching, painting, infrastructure development activities, are awarded to local persons only.

The Companies have their internal methodology of procuring above goods and services. The CSR team and other departments work closely to identify opportunities for getting goods and services from local community. There have been several exclusive and niche services which are being provided by local community entrepreneurs. Cultivating vegetables through involvement of local community has been continued by the Landscape Department where in the vegetables are being sold to employees as well as staff canteen, hotel,



etc., in RGIA airport premises. The EMPOWER initiative for selling products made by local women at the airport continued with good sales at airport shops and supply for various events. The skill training centre in the airport premises continues to run courses in 9 different disciplines and trained close to 800 candidates with more than 80% placement including some with concessionaires at the airport.

During the year 2016-17, the various activities/initiatives were taken up under the thrust areas of Preventive Health Care & Sanitation; Promoting Education including Vocational Skills; Gender Equality through Women Empowerment. Three programs viz Reproductive and Child Health (RCH); Life Skill Education for Adolescents; and General Health Awareness were initiated. Under RCH program, around 200 women received antenatal & postnatal care, through Gynae clinic and awareness program. Under Life Skill Education Program for Adolescents. A cadre of more than 250 adolescents have been trained as Peer Educators on ARSH (Adolescent Reproductive & Sexual Health) and other health related issues. These trained adolescents are now working as change agents among their peers. More than 350 People with Disability were benefitted through enabling equipment support, physiotherapy, medicines & counseling to care takers. Special education and speech therapy were provided to 28 mentally retarded and hearing-impaired children.

To promote sanitation, garbage collection bins have been installed and toilets have been constructed at various locations under Swachh Bharat Abhiyan for a cleaner and healthier environment. Support was also provided to renovation of school toilets in Uttarakhand, Maharashtra and UP States ensuring sanitation facility to more than 8000 school going children. Water ATMs were supported in four villages in Chandrapur district of Maharashtra, as well as drainage facilities in one village. Access to clean drinking water and better drainage infrastructure address major issues which lead to illness.

Recognizing the importance of Early Childhood Education in the holistic development of children, 3 Balabadis (Pre-schools for the children of 3-5-year age group) are being run covering 100 under-privileged children. In addition, during the year 2016-17, three government-run Anganwadis were supported with water filters ensuring safe drinking water to around 90 children. 2 Kid Smart Technology-aided Early Learning Centers are being run which is the IBM supported digital literacy based program for children from 3-9 year age group.

After School Learning Center (ASLC) is being run for 146 slow learner students of Std. VI to X. For the children below VI Std., new intervention called Minimum Learning Standard (MLS) program has been initiated, which is based on the NCERT prescribed Minimum Learning Levels that emphasize on learner's focused age appropriate learning. During the year, 84 children crossed the minimum learning levels successfully.

DIAL - CSR has contributed to GMRVF for improving quality of education for more than 4900 children in Badrinath (Uttarakhand), Srikakulam (Andhra Pradesh), Shahdol (Madhya Pradesh) and

Bangalore (Karnataka) through computer education in 22 govt. schools, Para-teachers in 48 schools and DIAL - CSR has contributed to remedial & tuition classes for slow learners.

Centre for Empowerment and Livelihoods-Delhi (CEL-D): Started in September 2009, the center is engaged in imparting vocational skill trainings for under-privileged dropout youth. Since inception, 3840 youth have been trained, with a settlement rate of more than 90%. During the year, training was provided in various trades like Basic Computers; Basic Electrical; Refrigeration and Air Conditioning; Cargo Management; Excavator Operator; Welding and Fabrication etc. All the courses are being run in partnership with leading industries like, Volvo, Voltas, ATDC, VDMA, CELEBI etc. A total of 795 under-privileged youths were trained with settlement rate of 93% during this reporting year.

As part of its support to the Skill India Initiative, besides running CEL-D, DIAL-CSR has supported GMRVF to impart employability training for more than 5800 youth and women with settlement rate of 75% through 11 vocational training centers and a career counseling center, in Madhya Pradesh, Chhattisgarh, Maharashtra Andhra Pradesh, Telangana and Karnataka.

Tailoring training-cum-production center(s) are being run for the women and girls to benefit them.

Employee involvement programs are also organized to create opportunities for employees in community service and promote employee participation under CSR at schools, local hospitals and in nearby villages by donating time, books, medicines, clothes, etc., with the help of GMRVF.

5. Does the company have a mechanism to recycle products and waste? If yes what is the percentage of recycling of products and waste (separately as <5%, 5-10%, >10%). Also, provide details thereof, in about 50 words or so.

The Company's subsidiaries operate in different business sectors like Energy, Airports, Highways, Transportation and Urban Infrastructure. The waste water at the power generation plants and Airport is recycled and used for gardening and other cleaning purposes.

Delhi Airport has 16.6 MLD state-of-the-art zero discharge Sewage Treatment Plant (STP). The entire treated water is used for horticulture, toilet flushing and HVAC make up.

The waste handling activity for wastes other than liquid waste at Delhi Airport has been outsourced to waste handling agencies accredited by Delhi Pollution Control Committee (DPCC) and MoEF and all waste is handled as per regulatory requirements and timely returns are filed with concerned Government Agencies.

Also, wastes generated during the operations of the power generation plants are sent to the authorized agencies of CPCB / SPCB for treatment. Ash generated at the power plants is being reused and disposed to cement and brick manufacturers, for road making and filling in low lying areas / abandoned quarries.

Principle 3: Businesses should promote the wellbeing of all employees

1. Please indicate the Total number of employees:

Sl No.	Category of Employees	No. of Employees
1	Managerial Staff (Executive Cadre)	609
2	Operations Staff (Non-Executive Cadre)	110
	Total	719

2. Please indicate the Total number of employees hired on temporary / contractual / casual basis:

Sl No.	Category of Employees	No. of Employees
1	Advisors & Consultants	14
2	Sub-Contracted Employees	488
3	Casual Employees	NIL
	Total	14

3. Please indicate the Number of permanent women employees:

Number of permanent women employees : 72

4. Please indicate the Number of permanent employees with disabilities:

Number of permanent employees with disabilities : NIL

5. Do you have an employee association that is recognized by management?

There is no employee association in the Company.

6. What percentage of your permanent employees is members of this recognized employee association?

N.A.

7. Please indicate the Number of complaints relating to child labour, forced labour, involuntary labour, sexual harassment in the last financial year and pending as on the end of the financial year.

S. No.	Category	No of complaints filed during the financial year	No of complaints pending as on end of the financial year
1	Child Labour/forced labour/ involuntary labour	NIL	NIL
2	Sexual harassment	NIL	NIL
3	Discriminatory employment	NIL	NIL

8. What percentage of your under mentioned employees were given safety & skill up-gradation training in the last year?

- Permanent Employees: 100%
- Permanent Women Employees: 100%
- Casual / Temporary / Contractual Employees: 100%
- Employees with Disabilities: N.A.

All the contractual employees of the Company receive mandatory safety training before entering their premises and receive the job training through the contractor and the Company.

Principle 4: Businesses should respect the interests of, and be responsive towards all stakeholders, especially those who are disadvantaged, vulnerable and marginalized

1. Has the company mapped its internal and external stakeholders? [Yes/No].

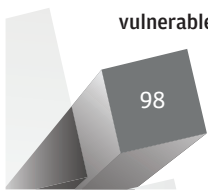
Yes. Whenever the Company sets up a business, it surveys the surrounding communities and identifies key stakeholders.

2. Out of the above, has the company identified the disadvantaged, vulnerable & marginalized stakeholders?

There is a specific focus on identifying the vulnerable amongst the stakeholders. These include landless, tribal communities, socially and economically backward sections, people with disabilities, women-headed households, etc. The Company conducts need assessment studies in its business locations and identifies the needs of communities with special focus on disadvantaged and vulnerable communities and all the CSR activities are being planned and implemented based on the identified needs of the communities.

3. Are there any special initiatives taken by the company to engage with the disadvantaged, vulnerable and marginalized stakeholders. If so, provide details thereof, in about 50 words or so.

For the Company, community is a major stakeholder of business. Thus, GMR Group works with the under-privileged communities around its business operations for improving their quality of life. A special focus is laid on vulnerable and marginalized sections of the community such as differently-abled persons, elders, tribals, migrant labour etc. GMR Varalakshmi Foundation (GMRVF) initiated Tent School program in Bengaluru for the children of migrant labour communities. About 1000 children get benefit from this Tent School initiative that otherwise had to drop out of education due to migratory nature of their families. At Delhi, the CSR unit is running Samarth program for mainstreaming differently-abled persons through inclusive education, creation of livelihood opportunities, facilitating their rights and entitlements etc. Over 300 persons / children with disabilities benefit from this initiative. In association with National Institute of Locomotor Disability (NILD), GMRVF has provided aids and appliances to over 200 people with locomotor disabilities. To address the health care needs of disadvantaged elderly people, GMRVF is running 7 Mobile Medical Units at different locations which takes quality health care to the doorsteps of about 10000 elderly and vulnerable people. At Shahdol (MP), GMRVF partnered with Women and Child Welfare Department to set up Anganwadi centers in tribal hamlets which provide pre-school education, nutrition support etc. for children of 0-5 years age, adolescent girls, pregnant and lactating women. Foundation is also running 12 Nutrition Centers which provide supplementary nutrition, health check-ups and health awareness to pregnant and lactating women from under-privileged families. In the vocational training program of GMRVF also, preference is given to the candidates from disadvantaged backgrounds and special efforts are put to mainstream them through provision of required skills. Further, Foundation has set up Girijan Institute of Rural Entrepreneurship Development in the Seethampet Agency area in Srikakulam district of Andhra Pradesh which provides skill trainings to tribal youth in different vocations. GMRVF also has focused programmes to reach out to women and improve their livelihoods. In the remote, hilly areas of



Uttarakhand and Himachal Pradesh where the Group has businesses, the Foundation conducts special outreach health camps to cater to the health care needs of people who otherwise have no access to any kind of health care facilities.

Principle 5: Businesses should respect and promote human rights

1. Does the policy of the company on human rights cover only the company or extend to the Group / Joint Ventures /Suppliers / Contractors / NGOs / Others?

The Company has a policy on Human Rights. Additionally, policies like Code of Conduct, Whistle Blower Policy, Disciplinary Policy, Policy against Sexual Harassment, and Policy on Work Environment coupled with transparent HR processes and practices adequately cover the human rights aspects.

2. How many stakeholder complaints have been received in the past financial year and what percent was satisfactorily resolved by the management?

There were no reported complaints received during the financial year 2016-17.

Principle 6: Business should respect, protect, and make efforts to restore the environment

1. Does the policy related to Principle 6 cover only the company or extends to the Group / Joint Ventures / Suppliers / Contractors / NGOs / others.

The policy related to principle 6 is applicable to all the units of GMR Group, its contractors and its employees.

2. Does the company have strategies / initiatives to address global environmental issues such as climate change, global warming, etc? [Y/N]. If yes, please give hyperlink for webpage etc.

Yes, the Company and the Group has strategies to address global environmental issues such as Climate Change and Global Warming.

GMR Group has initiated the process of Clean Development Mechanism (CDM) in 2008 and commenced assessment of Carbon Footprint of its units.

The Company has evolved as Sustainability leader by registering 7 CDM Projects with UNFCCC. Terminal 3 (T3) of Indira Gandhi International Airport (IGIA) has become the first terminal in the world to have successfully registered with UNFCCC as CDM project for its GHG emission reduction initiatives.

Delhi Airport has become the first “Carbon Neutral” airport in the Asia Pacific region by upgrading its level to “Neutrality, Level 3+” and has installed 7.84 MW solar plant at IGI Airport and is the first airport in India having mega solar power plant at airside premises. DIAL is also a founding member of “India GHG Program”, an initiative by Confederation of Indian Industry (CII), The Energy Resources Institute (TERI) and World Resource Institute (WRI). Thus DIAL has created a leadership role for itself in global environmental issues such as climate change, global warming etc.

During the year, GHIAL has commissioned a 5 MW solar power

plant. GHIAL has been awarded with the ‘Carbon Neutral’ Level 3+ certification.

GVPGL, GMR Generation Assets Limited (Formerly GMR Renewable Energy Limited) (GGAL), Alaknanda hydro project, Bajoli-Holi hydro project, Gujarat solar power project and Wind power projects at Gujarat and Tamil Nadu are registered as CDM Projects at UNFCCC.

3. Does the company identify and assess potential environmental risks? [Y/N]

Yes, the Company has a procedure to identify and assess potential environmental risks. All operating units have implemented Environmental Management System as ISO : 14001 international standard requirements and have been certified by external auditors.

4. Does the company have any project related to Clean Development Mechanism? If so, provide details thereof, in about 50 words or so. Also, if Yes, whether any environmental compliance report is filed?

Yes, the Company, through its subsidiaries/associates, is actively involved in the development of CDM projects. It has taken the initiative towards developing the projects which are energy efficient, utilizes cleaner fuel, and uses renewable energy resources as fuel. In such endeavor, the Group has registered 7 CDM projects at UNFCCC till date. Also, UNFCCC has issued 3,16,124 certified emission reduction in FY 2013-14. The Group does not have the requirement to file any environmental compliance related to CDM; however, the environmental aspects related to compliance and sustainability are included in the Project design document of CDM. DIAL has successfully registered “Energy efficiency measures at Terminal 3” at UNFCCC.

5. Has the company undertaken any other initiatives on – clean technology, energy efficiency, renewable energy, etc., [Y/N]. If yes, please give hyperlink for web page etc.

Yes. The Company understands the thrust of achieving energy efficiency, and effectively utilizes the available clean technology and renewable energy resources in all its business developments.

Delhi Indira Gandhi International Airport, Terminal 3 has been awarded green building “LEED GOLD” rating from Indian Green Building Council (IGBC), under “New Construction” category thereby making it one of the largest Green Buildings in the world¹. Terminal 3 is also rated as a Platinum level green building by IGBC under “Existing Building” category. Recently, DIAL has adopted a unique green building performance monitoring online platform, called “Arc”. Developed by United States Green building Council and Green Business Certification Inc (GBCI), “Arc” allows live building scoring based on its performance and benchmarking against national as well as global values. DIAL has continuously adopted and upgraded to energy efficient technologies and processes. Some of the building energy efficiency measures implemented in Terminal 3 have been registered as CDM project with UNFCCC. Delhi Airport is also the first airport in India to have Airport Collaborative Decision Making (A-CDM), aimed to reduce delays and queuing time, this has led to significant reduction in fuel burning and emission reduction. More details on impact of A-CDM in emission reduction at Delhi Airport can be found in <https://www.icao.int/>

¹ <http://www.newdelhiairport.in/environment.aspx>



APAC/Meetings/2014%20ATMSG2/AI4%20IP14%20New%20Delhi%20A-CDM%20Implementation%20(India).pdf

The RGIA Passenger Terminal Building, Hyderabad has LEED certification for its unique design, which allows maximum natural lighting, and other features that enable optimal use of energy and water. RGIA is the first airport in the world to be awarded the LEED silver rating for its eco-friendly design².

Upcoming thermal power plants projects based on Coal are planned with the latest available technology viz., Supercritical Technology and wherever feasible the projects are developed to use Natural Gas, which is the Clean fuel resource. The power plants viz. GMR Power Corporation Limited (GPCL) and GVPGL are already identified as energy efficient power plants as per the Notification [S.O. 687 (E) dated March 30, 2012] issued by the Ministry of Power under the Perform, Achieve and Trade (PAT) Mechanism. The Company is involved in developing the projects under renewable portfolio. The Company takes pride of commissioning 25 MW grid connected Solar Photo Voltaic based power plant at solar park developed by Gujarat Power Corporation Limited, Charanka in Gujarat. The Company has also commissioned the wind mill in Gujarat (2.1 MW Capacity) and Tamil Nadu (1.25 MW Capacity).

In addition to the above initiatives, DIAL has installed 7.84 MW solar power plants at IGI Airport and is the first airport in India having mega solar power plant at airside premises. GHIAL has commissioned 5 MW Solar Power Plant as part of green energy promotion.

6. Are the Emissions / Waste generated by the company within the permissible limits given by CPCB / SPCB for the financial year being reported?

Yes, all the emissions and waste generated by the Company including its subsidiaries/associates is well within the permissible limits prescribed by CPCB / SPCB.

7. Number of show cause / legal notices received from CPCB / SPCB which are pending (i.e. not resolved to satisfaction) as on end of Financial Year.

Nil

Principle 7: Businesses, when engaged in influencing public and regulatory policy, should do so in a responsible manner

1. Is your company a member of any trade and chamber or association? If Yes, Name only those major ones that your business deals with:

The Company is a member of:

- A. Confederation of Indian Industry (CII), Chennai
- B. The Associated Chambers of Commerce & Industry of India (ASSOCHAM), New Delhi
- C. Federation of Indian Chambers of Commerce & Industry (FICCI), New Delhi
- D. Bangalore Chamber of Industry & Commerce (BCIC)

- E. Indo-Japanese Chamber of Commerce & Industry (Karnataka) - (IJCCI)
- F. PHD Chamber of Commerce & Industry (PHDCCI), New Delhi
- G. Maharashtra Economic Development Council (MEDC)
- H. Thought Arbitrage Research Institute (TARI)

2. Have you advocated / lobbied through above associations for the advancement or improvement of public good? [Yes/No]; if yes specify the broad areas (drop box: Governance and Administration, Economic Reforms, Inclusive Development Policies, Energy security, Water, Food Security, Sustainable Business Principles, Others)

Yes, following are the broad areas:

- (i) Economic Reforms
- (ii) Airport Services
- (iii) Energy Sector

Principle 8: Businesses should support inclusive growth and equitable development

1. Does the company have specified programmes / initiatives / projects in pursuit of the policy related to Principle 8? If yes, details thereof.

Yes, GMR Group works with the communities surrounding its business operations with a vision to make sustainable impact on the human development of under-served communities through initiatives in Education, Health and Livelihoods. The programs are designed based on the local needs identified through the baseline studies at each location. Thus, all the programs are sensitive to the needs of local communities and ensure a high level of participation from the communities. Under the area of Education, GMR Group is running Engineering, Degree, and B.Ed colleges in the State of AP apart from several schools. 20% of the seats in all the schools are provided to the children from poor communities free of cost. Group also supports the education of poor students by facilitating Scholarships and Educational loans. About 4500 students have received such support. GMR Group also focuses on improving the infrastructure facilities and quality of education in Government schools and pre-schools, apart from running its own BalaBadis (Pre-schools for children of 3-5 year age group). About 350 Govt. schools are supported, reaching out to over 38,000 children. About 4,700 school age children in 180 Bala Badis and Anganwadis across the country benefit from the Group's initiatives. Over 175 children have been sponsored to quality English Medium Schools under the Gifted Children Scheme and their complete educational expenses are borne by GMRVF. Technology enabled learning is also facilitated with the setting up of 39 IBM Kid Smart Early Learning Centers across the locations. Tent schools are being run to educate and mainstream about 1,000 children of migrant labour every year. In the area of health, GMR Group is providing health services to under-served communities by running a 135-bed hospital, 31 medical clinics, 2 ambulances and 7 Mobile Medicare Units. The medical clinics

² <http://www.hyderabad.aero/environment.aspx>

of the Foundation are serving over 5000 patients per month. 25 public toilets have been constructed in both rural and urban locations to improve sanitation facilities which are used by about 30,000 people per month. Further, over 950 families have been supported for the construction of Individual Sanitary Lavatories. Many awareness programs are organized on health and hygiene related issues which have shown lot of impact on the health status of the communities. Enhancing the livelihoods of the communities is another area of focus and to achieve this, as part of the CSR, 12 vocational training centers are run in different locations through which about 6000 under-privileged youth are trained every year in different market relevant skills. Over 80% of these trainees are settled in wage or self-employment. About 1,700 families are being supported with farm and non-farm based livelihoods to enhance their incomes. The Group also works towards women empowerment by promoting and strengthening Women Self Help Groups. About 300 groups are formed so far with more than 3,500 members and are receiving credit, capacity building and market support. Further, the community development initiatives focus at establishing village libraries, promoting youth and children's clubs and also on generating awareness among communities on key social and environmental issues.

2. Are the programmes / projects undertaken through in-house team / own foundation / external NGO / government structures / any other organization?

GMR Group implements the community development programs through its own Foundation i.e., GMR Varalakshmi Foundation, a Company registered under Section 25 of the Companies Act, 1956 (Currently, under Section 8 of Companies Act, 2013). The Foundation is governed by a Board of eminent professionals chaired by the Group Chairman. It has its own professional staff drawn from top academic institutions.

3. Have you done any impact assessment of your initiative?

Yes, GMRVF conducts impact assessment studies, both external and internal, in its project locations to understand the effectiveness of the programs.

4. What is your company's direct contribution to community development projects - Amount in INR and the details of the projects undertaken?

The Company was not required to spend towards CSR activities during FY 2016-17 due to non-availability of profits. However, through its subsidiaries/ associate companies, an amount of ₹ 38.27 Crore was spent during the year.

Projects undertaken:

Education:

- 1) Supporting Govt. schools with Vidya Volunteers, Teaching Learning Materials, After School Learning Centers, Small infrastructure, Teachers' training etc., to improve the quality of education;
- 2) Supporting Govt. Anganwadis and setting up BalaBadis to provide quality pre-school education;

- 3) Support to students with coaching for different entrance and competitive examinations, scholarships and loans for pursuing higher education etc.

Health, Hygiene and Sanitation:

- 1) Running Medical Clinics, Mobile Medical Units and Ambulances wherever there is a gap of such health facilities;
- 2) Conducting need based general and specialized health check-up camps and school health check-ups;
- 3) Conducting health awareness programs with special focus on seasonal illnesses, HIV/AIDS etc.
- 4) Construction of Public Toilets and facilitating construction of Individual Sanitary Lavatories.

Empowerment and Livelihoods:

- 1) Running 12 vocational training centers for training under-privileged dropout youth in different vocational programs;
- 2) Promoting and strengthening Self-Help Groups of women and providing training, input and marketing support to them to take up income generation programs;
- 3) Running community libraries, supporting youth clubs, conducting awareness programs on social issues etc.

5. Have you taken steps to ensure that this community development initiative is successfully adopted by the community? Please explain in 50 words, or so.

GMRVF lays great emphasis on involving community in their development process. Towards this, GMRVF conducts wide consultations with the communities before initiating any program and develops programs based on the local needs identified by the communities. Community members are engaged at every stage of the programs and all the systems and procedures have been made accountable and transparent for the communities. For example, in the education programs, GMRVF strengthens School Management Committees, Parents Associations and facilitates parent teacher meetings so that these committees monitor the programs closely and effectively. Where relevant, Self Help Group (SHG) federations have been formed and strengthened so that they would take the responsibility of facilitating and monitoring the SHGs. Child clubs, Youth clubs, SHGs and other community based institutions are involved in all the community development programs which help in building ownership of the programs.

Principle 9: Businesses should engage with and provide value to their customers and consumers in a responsible manner

1. What percentage of customer complaints / consumer cases are pending as on the end of financial year?

DIAL received a total of 1144 complaints during the FY 2016-17 from various persons availing either airport services or the services of various airlines. Out of the said 1144 complaints, as on March 31, 2017, there are 14 open consumer cases against DIAL.

One consumer case is pending against GMR Ambala-Chandigarh Expressways Private Limited before Mohali's District Consumer Redressal Forum.

Two complaints filed against GHIAL are pending before the Hyderabad State Consumer Redressal Forum and RR District Consumer Redressal Forum respectively.

No consumer complaint was reported in Energy Business.

2. Does the company display product information on the product label, over and above what is mandated as per local laws? [Yes/No/N.A./Remarks (additional information)]

Not Applicable.

3. Is there any case filed by any stakeholder against the company regarding unfair trade practices, irresponsible advertising and/or anti-competitive behaviour during the last five years and pending as on end of financial year. If so, provide details thereof, in about 50 words or so.

No such case reported.

4. Did your company carry out any consumer survey / consumer satisfaction trends?

As part of Customer focus initiatives, the Company at regular intervals captures the Satisfaction levels of its Clients (Internal as well as External) to capture the stated and unstated needs and expectations. The

Company measures the Customer Satisfaction at four stages viz., during initiation and mobilization, execution, handing over and defect liability period. Customer Satisfaction Survey captures feedback on various criteria like Planning, Execution, Safety and Quality on the scale of 1 to 5 and also captures suggestions / comments, if any, from the Customer. This information is analyzed to arrive at actionable points to improve our service offerings. Business Balance Score Card (BBSC) and Goal Sheets (of related employees) have weightage to improve Customer feedback and Satisfaction index.

5th Road Users Satisfaction Survey [RUSS] at GMR Highways:

GMR Highways conducted its fifth successive Road User Satisfaction Survey (RUSS) at all its Assets [both Toll and Annuity] with an objective of understanding and measuring the Road Users' awareness and satisfaction with GMR Highway's facilities, services and other aspects of road users' experiences and perceptions. A cross functional team from Operation and Maintenance at Site and HO along with Business Excellence, GMRVF and Raxa Security Services Limited administered the survey. The survey was carried out for 7 days from December 12-18, 2016 at various prominent locations along the highways like truck lay bays, bus lay bays, rest areas, hotels, dhabas, bus stands etc.

The subsidiaries of the Company i.e. DIAL and GHIAL, as per the covenants of the concession agreement, have to regularly conduct passenger surveys in order to evaluate the performance resulting in the form of internationally accepted ASQ scores.

Financial Section

INDEPENDENT AUDITOR'S REPORT

To the Members of GMR Infrastructure Limited

Report on the Consolidated Ind AS financial Statements

We have audited the accompanying consolidated Ind AS financial statements of GMR Infrastructure Limited (hereinafter referred to as 'the Holding Company' or 'GIL'), its subsidiaries (the Holding Company and its subsidiaries together referred to as 'the Group'), its associates and joint ventures comprising of the consolidated Balance Sheet as at March 31, 2017, the consolidated Statement of Profit and Loss (including the statement of other comprehensive income), the consolidated Statement of Cash Flow, the consolidated Statement of Changes in Equity for the year then ended and a summary of significant accounting policies and other explanatory information (hereinafter referred to as 'the consolidated Ind AS financial statements').

Management's Responsibility for the Consolidated Ind AS financial Statements

The Holding Company's Board of Directors is responsible for the preparation of these consolidated Ind AS financial statements in terms of the requirements of the Companies Act, 2013 ('the Act') that give a true and fair view of the consolidated Ind AS financial position, consolidated Ind AS financial performance (including other comprehensive income), consolidated statement of cash flows and consolidated statement of changes in equity of the Group including its associates and joint ventures in accordance with accounting principles generally accepted in India, including the Accounting Standards specified under Section 133 of the Act, read with the Companies (Indian Accounting Standard) Rules, 2015, as amended. The respective Board of Directors of the companies included in the Group and of its associates and joint ventures are responsible for maintenance of adequate accounting records in accordance with the provisions of the Act for safeguarding of the assets of the Group and of its associates and joint ventures and for preventing and detecting frauds and other irregularities; the selection and application of appropriate accounting policies; making judgments and estimates that are reasonable and prudent; and the design, implementation and maintenance of adequate internal financial controls that were operating effectively for ensuring the accuracy and completeness of the accounting records, relevant to the preparation and presentation of the Ind AS financial statements that give a true and fair view and are free from material misstatement, whether due to fraud or error, which have been used for the purpose of preparation of the consolidated Ind AS financial statements by the Directors of the Holding Company, as aforesaid.

Auditor's Responsibility

Our responsibility is to express an opinion on these consolidated Ind AS financial statements based on our audit. While conducting the audit, we have taken into account the provisions of the Act, the accounting and auditing standards and matters which are required to be included in the audit report under the provisions of the Act and the Rules made thereunder.

We conducted our audit in accordance with the Standards on Auditing, issued by the Institute of Chartered Accountants of India, as specified under Section 143(10) of the Act. Those Standards require that we comply with ethical requirements and plan and perform the audit to obtain reasonable assurance about whether the consolidated Ind AS financial statements are free from material misstatement.

An audit involves performing procedures to obtain audit evidence about the amounts and the disclosures in the consolidated Ind AS financial statements. The procedures selected depend on the auditor's judgment, including the assessment of the risks of material misstatement of the consolidated Ind AS financial statements, whether due to fraud or error. In making those risk assessments, the auditor considers internal financial controls relevant to the Holding Company's preparation of the consolidated Ind AS financial statements that give a true and fair view in order to design audit procedures that are appropriate in the circumstances. An audit also includes evaluating the appropriateness of the accounting policies used and the reasonableness of the accounting estimates made by the Holding Company's Board of Directors, as well as evaluating the overall presentation of the consolidated Ind AS financial statements.

We believe that the audit evidence obtained by us and the audit evidence obtained by the other auditors in terms of their reports referred to in the Other Matters paragraph, is sufficient and appropriate to provide a basis for our audit opinion on the consolidated Ind AS financial statements.

Opinion

In our opinion and to the best of our information and according to the explanations given to us, and based on the consideration of reports of other auditors on separate financial statements and on the other separate financial information of the subsidiaries, associates and joint ventures, the consolidated Ind AS financial statements give the information required by the Act in the manner so required and give a true and fair view in conformity with the accounting principles generally accepted in India, of the consolidated state of affairs of the Group, its associates and joint ventures as at March 31, 2017, its consolidated loss including other comprehensive income and their consolidated statement of cash flows and consolidated statement of changes in equity for the year ended on that date.

Emphasis of Matters

We draw attention to the following matters in the notes to the accompanying consolidated Ind AS financial statements for the year ended March 31, 2017:

1. Note 48(iii) which indicates that the entire matter relating to claims / counter claims arising out of the Power Purchase Agreement ('PPA') and Land Lease Agreement, between GMR Power Corporation Limited ('GPCL') and Tamil Nadu Generation and Distribution Corporation Limited ('TAGENDCO'), is sub-judice before the Hon'ble Supreme Court of India and has not attained finality. Pending the resolution of matter, no adjustments have been made in the accompanying consolidated Ind AS financial statements for the year ended March

31, 2017. Considering that substantial amount, though under protest, has been received, GPCL, based on an expert opinion, offered the aforesaid claims received upto March 31, 2014 as income in its income tax returns and has claimed the deduction under Section 80IA of the Income Tax Act, 1961.

2. Note 47 (i) regarding losses being incurred by GMR Ambala Chandigarh Expressways Private Limited ('GACEPL') since the commencement of its commercial operations and ongoing arbitration regarding compensation for losses arising as a result of diversion of partial traffic on parallel roads. Based on management's internal assessment and a legal opinion obtained by the management of GACEPL, the management is of the view that the carrying value of the net assets (after providing for losses till date) in GACEPL as at March 31, 2017 is appropriate.
3. Note 48(ii) regarding (i) reduction of operations and the losses, including cash losses incurred by GMR Energy Limited ('GEL') and GMR Vemagiri Power Generation Limited ('GVPG'), a subsidiary of GEL and the consequent erosion of net worth of these entities resulting from the unavailability of adequate supply of natural gas and (ii) rescheduling of the commercial operation date and the repayment of certain project loans by GMR Rajahmundry Energy Limited ('GREL') and the consequent implementation of the Strategic Debt Restructuring Scheme to convert part of the debt outstanding into equity and to undertake flexible structuring of balance debt for improving viability and revival of the project pending linkage of natural gas supply. Continued uncertainty exists as to the availability of adequate supply of natural gas which is necessary to conduct operations at varying levels of capacity in the future and the appropriateness of the going concern assumption of these entities is dependent on the ability of the aforesaid entities to establish consistent profitable operations as well as raising adequate finance to meet short term and long term obligations. In the opinion of the management, the carrying value of the investments in the aforesaid entities as at March 31, 2017 is appropriate for the reasons explained in the said note.
4. Note 48(v) regarding the uncertainty as regards the further construction of the 300 MW hydro based power plant on Alaknanda River, Uttarakhand being developed by GMR Badrinath Hydro Power Generation Private Limited ('GBHPL'), a subsidiary of GEL. The Hon'ble Supreme Court of India, while hearing a civil appeal in the matters of a hydro power company, directed vide its order dated May 7, 2014 that no further construction work shall be undertaken by any of the 24 projects until further orders. The management is confident of obtaining the requisite clearances and based on a business plan and valuation assessment is of the view that the carrying value of the investments in GBHPL as at March 31, 2017 is appropriate.
5. Note 48(iv) regarding uncertainties in tying up power and fuel supply agreements, achieving profitability in operations, achievement of final mega power status, fuel linkage tie ups, refinancing of existing loans at lower rates of interest and other key assumptions made in the valuation assessment of the investments in GMR Chhattisgarh Energy Limited ('GCEL'). The carrying value of the investments in GCEL is critically dependent upon the achievement of the key assumptions as discussed in the aforesaid note. In the opinion of the management, no further provision for diminution in the value of investments is considered necessary in the accompanying consolidated Ind AS financial statements for the year ended March 31, 2017 for the reasons explained in the said note.
6. Note 46(iv) regarding the recovery / adjustment of costs incurred towards residential quarters for Central Industrial Security Force ('CISF') deployed at the Rajiv Gandhi International Airport, Hyderabad, operated by GMR Hyderabad International Airport Limited ('GHIAL'), a subsidiary of the Company and other costs which continue to be adjusted against PSF (SC) fund pending the final decision from the Hon'ble High Court at Hyderabad for the State of Telangana and State of Andhra Pradesh and consequential instructions from the Ministry of Civil Aviation.
7. Note 45(i) regarding recovery of transmission charges from Maharashtra State Electricity Distribution Company Limited ('MSEDCL') by GMR Warora Energy Limited ('GWEL'). Based on the order from the Appellate Tribunal for Electricity ('APTEL') ('the Order') dated May 8, 2015, GWEL has raised invoices towards reimbursement of transmission charges from the initial date of scheduling the power which has been appealed by MSEDCL before the Hon'ble Supreme Court of India. Pursuant to the favourable Order from APTEL and legal opinion stating that GWEL has a good tenable case GWEL has accounted for the reimbursement of transmission charges of ₹ 222.76 crore till March 31, 2017.
8. Note 48(i) regarding the achievement of certain assumptions made by the management in the valuation assessment of its investments in entities which are engaged in the operation and development of coal mines. In the opinion of the management, no provision for diminution in the value of investments is considered necessary at this stage in the accompanying consolidated Ind AS financial statements for the year ended March 31, 2017 for the reasons explained in the said note.
9. Notes 46(xii) regarding the call option exercised by the Company to acquire Class A Compulsorily Convertible Preference Shares ("CCPS A"), issued by GMR Airports Limited ('GAL') to the Private Equity Investors ('the Investors'), subject to obtaining the requisite regulatory approvals. However, the Investors have initiated arbitration proceedings against GAL and the Company, seeking conversion of CCPS A. In view of ongoing arbitration and considering the uncertainty regarding the conversion / settlement of CCPS A, no adjustments have been made for the call option exercised by the Company to purchase CCPS A and that Class B Compulsorily Convertible Preference Shares ("CCPS B") issued to the Company continue to be carried at cost of ₹ Nil.

10. Note 47(ii) regarding losses being incurred by GMR Hyderabad Vijayawada Expressways Private Limited ('GHVEPL') since the commencement of its commercial operations. As detailed in the aforesaid note, the management believes that these losses are on account of certain events constituting a Change in Law as per the Concession Agreement with National Highways Authority of India ('NHAI') and accordingly, GHVEPL is entitled to a claim for losses and hence, has initiated arbitration to recover the losses. For the reasons explained in the aforementioned note the management believes that the carrying value of the net assets (after providing for losses till date) in GHVEPL as at March 31, 2017 is appropriate.

Our opinion is not qualified in respect of these aforesaid matters.

Report on Other Legal and Regulatory Requirements

1. As required by section 143(3) of the Act, based on our audit and on the consideration of reports of other auditors on separate financial statements and on the other separate financial information of the subsidiaries, associates and joint ventures, as noted in the 'other matter' paragraph, we report, to the extent applicable, that:
 - (a) We /the other auditors whose reports we have relied upon have sought and obtained all the information and explanations which to the best of our knowledge and belief were necessary for the purpose of our audit of the aforesaid consolidated Ind AS financial statements;
 - (b) In our opinion proper books of account as required by law relating to preparation of the aforesaid consolidated Ind AS financial statements have been kept so far as it appears from our examination of those books and the reports of the other auditors;
 - (c) The consolidated Balance Sheet, the consolidated Statement of Profit and Loss including the Statement of Other Comprehensive Income, the consolidated Statement of Cash Flow and consolidated Statement of Changes in Equity dealt with by this Report are in agreement with the relevant books of account maintained for the purpose of preparation of the consolidated Ind AS financial statements;
 - (d) In our opinion, the aforesaid consolidated Ind AS financial statements comply with the Accounting Standards specified under section 133 of the Act, read with the Companies (Indian Accounting Standard) Rules, 2015, as amended;
 - (e) The matters described in sub-paragraphs 2 to 10 in the Emphasis of Matters in our opinion, may have an adverse effect on the functioning of the Group and its associates and joint ventures;
 - (f) On the basis of the written representations received from the directors of the Holding Company as on March 31, 2017 taken on record by the Board of Directors of the Holding Company and

the reports of the other statutory auditors who are appointed as per Section 139 of the Act, of its subsidiaries, associates and joint ventures incorporated in India, none of the directors of the companies incorporated in India is disqualified as on March 31, 2017 from being appointed as a director in terms of Section 164 (2) of the Act.

- (g) With respect to the adequacy and the operating effectiveness of the internal financial controls over financial reporting of the Holding Company and its subsidiaries, associates and joint ventures incorporated in India, refer to our separate report dated June 01, 2017 in "Annexure 1" to this report;
- (h) With respect to the other matters to be included in the Auditor's Report in accordance with Rule 11 of the Companies (Audit and Auditor's) Rules, 2014, in our opinion and to the best of our information and according to the explanations given to us and based on the consideration of reports of other auditors on separate financial statements and on the other separate financial information of the subsidiaries, associates and joint ventures, as noted in the 'Other Matter' paragraph:
 - i. The consolidated Ind AS financial statements disclose the impact of pending litigations on the consolidated Ind AS financial position of the Group, its associates and joint ventures - Refer note 9(a)(7), 9(b)(8), 42(c), 45(i), 45(iv), 45(v), 46(i), 46(ii), 46(iv), 46(v), 46(ix), 46(x), 46(xii), 47 (i), 47(ii), 48(iii), 48(iv), 48(v), 48(viii) and 49(ii) to the consolidated Ind AS financial statements;
 - ii. The Group, its associates and joint ventures does not have any material foreseeable losses on long-term contracts including derivative contracts.
 - iii. There have been no delays in transferring amounts, required to be transferred, to the Investor Education and Protection Fund by the Holding Company, its subsidiaries, joint ventures and associates incorporated in India.
 - iv. The Holding Company and its subsidiaries, associates and joint ventures incorporated in India, have provided requisite disclosures in Note 16 to these consolidated Ind AS financial statements as to the holding of Specified Bank Notes (SBNs) on November 8, 2016 and December 30, 2016 as well as dealings in SBNs during the period from November 8, 2016 to December 30, 2016. Based on our audit procedures and relying on management representation and as reported by the other auditors who audited the financial statements / financial information of certain entities of the group and its associates and joint ventures , except for (a) the segregation between SBNs and other denominations in the books of the Holding Company and certain other entities and upon which we/

other auditors are unable to comment on in the absence of necessary details (b) non-permitted collections of ₹ 1.18 crore in certain entities, as reported by the other auditors who audited the financial statements / financial information of the Group, its associates and joint ventures, as more fully described in Note 16 to these consolidated Ind AS financial statements, we report that the amounts disclosed in the said note is in accordance with the books of account maintained by the the Group, its associates and joint ventures and as produced to us/ other auditors for verification.

Other Matters

1. The financial statements and other financial information of 2 subsidiaries, with total assets of ₹ 15,360.88 crore as at March 31, 2017, total revenue (including other income) of ₹ 7,139.28 crore and net cash inflow amounting to ₹ 417.01 crore for the year then ended (before adjustments on consolidation) have been audited by us jointly with other auditors.
2. We did not audit the financial statements and other financial information, in respect of 117 subsidiaries (including 2 subsidiaries consolidated for the year ended December 31, 2016, 19 subsidiaries consolidated for the period ended November 04, 2016, 1 subsidiary consolidated for the period ended May 12, 2016, 2 subsidiaries consolidated for the period ended September 30, 2016 and 1 subsidiary consolidated for the period ended February 28, 2017), whose Ind AS financial statements include total assets of ₹ 33,600.52 crore as at March 31, 2017 and total revenues (including other income) of ₹ 4,557.62 crore and net cash inflow of ₹ 24.81 crore for the year ended on that date (before adjustments on consolidation). These financial statements and other financial information have been audited by other auditors, which financial statements, other financial information and auditor's reports have been furnished to us by the management. The consolidated Ind AS financial statements also include the Group's share of net loss of ₹ 360.53 crore for the year ended March 31, 2017 in respect of 35 joint ventures and 2 associates (including 19 joint ventures consolidated for the year ended December 31, 2016, including 19 joint venture consolidated from November 04, 2016, 1 associate consolidated from May 12, 2016 and 1 associate

consolidated from February 28, 2017), whose financial statements, other financial information have been audited by other auditors and whose reports have been furnished to us by the management. Our opinion on the consolidated financial statements, in so far as it relates to the amounts and disclosures included in respect of these subsidiaries, associates and joint ventures, and our report in terms of sub-sections (3) of Section 143 of the Act, in so far as it relates to the aforesaid subsidiaries, associates and joint ventures, is based solely on the reports of such other auditors.


3. The accompanying consolidated Ind AS financial statements also include the Group's share of net profit of ₹ 3.20 crore for the year ended March 31, 2017 in respect of 8 joint ventures and 3 associates, whose financial statements, other financial information have not been audited and whose unaudited financial statements, other unaudited financial information have been furnished to us by the management. Our opinion, in so far as it relates amounts and disclosures included in respect of these subsidiaries, associates and joint ventures, and our report in terms of sub-sections (3) of Section 143 of the Act in so far as it relates to the aforesaid subsidiaries, associates and joint ventures, is based solely on such unaudited financial statement and other unaudited financial information. In our opinion and according to the information and explanations given to us by the management, these financial statements and other financial information are not material to the Group.

Our opinion on the consolidated Ind AS financial statements, and our report on Other Legal and Regulatory Requirements above, is not modified in respect of the above matters with respect to our reliance on the work done and the reports of the other auditors and the financial statements and other financial information certified by the management.

For S.R. BATLIBOI & ASSOCIATES LLP
ICAI Firm Registration Number: 101049W/E300004
Chartered Accountants

per Sandeep Karnani
Partner
Membership number: 061207

Place: New Delhi
Date: June 01, 2017



ANNEXURE I TO THE INDEPENDENT AUDITOR'S REPORT OF EVEN DATE ON THE CONSOLIDATED IND AS FINANCIAL STATEMENTS OF GMR INFRASTRUCTURE LIMITED

Report on the Internal Financial Controls under Clause (i) of Sub-section 3 of Section 143 of the Companies Act, 2013 ('the Act')

In conjunction with our audit of the consolidated Ind AS financial statements of GMR Infrastructure Limited as of and for the year ended March 31, 2017, we have audited the internal financial controls over financial reporting of GMR Infrastructure Limited (hereinafter referred to as the 'Holding Company' or 'GIL'), its subsidiaries, joint ventures and associates, which are companies incorporated in India, as of that date (together referred to as the 'Covered entities' in this report).

Management's Responsibility for Internal Financial Controls

The respective Board of Directors of the Covered entities are responsible for establishing and maintaining internal financial controls based on the internal control over financial reporting criteria established by the Covered entities considering the essential components of internal control stated in the Guidance Note on Audit of Internal Financial Controls over Financial Reporting (the 'Guidance Note') issued by the Institute of Chartered Accountants of India ('ICAI'). These responsibilities include the design, implementation and maintenance of adequate internal financial controls that were operating effectively for ensuring the orderly and efficient conduct of its business, including adherence to the respective company's policies, the safeguarding of its assets, the prevention and detection of frauds and errors, the accuracy and completeness of the accounting records, and the timely preparation of reliable financial information, as required under the Companies Act, 2013 ('the Act').

Auditor's Responsibility

Our responsibility is to express an opinion on the Company's internal financial controls over financial reporting based on our audit. We conducted our audit in accordance with the Guidance Note and the Standards on Auditing, specified under section 143(10) of the Act, to the extent applicable to an audit of internal financial controls, both issued by the ICAI. Those Standards and the Guidance Note require that we comply with ethical requirements and plan and perform the audit to obtain reasonable assurance about whether adequate internal financial controls over financial reporting was established and maintained and if such controls operated effectively in all material respects.

Our audit involves performing procedures to obtain audit evidence about the adequacy of the internal financial controls system over financial reporting and their operating effectiveness. Our audit of internal financial controls over financial reporting included obtaining an understanding of internal financial controls over financial reporting, assessing the risk that a material weakness exists, and testing and evaluating the design and operating effectiveness of internal control based on the assessed risk. The procedures selected depend on the auditor's judgement, including the assessment of the risks of material misstatement of the Ind AS financial statements, whether due to fraud or error.

We believe that the audit evidence we have obtained and the audit evidence obtained by the other auditors in terms of their reports referred to in the Other Matters paragraph below, is sufficient and appropriate to provide a basis for our audit opinion on the internal financial controls system over financial reporting.

Meaning of Internal Financial Controls Over Financial Reporting

A company's internal financial control over financial reporting is a process designed to provide reasonable assurance regarding the reliability of financial reporting and the preparation of Ind AS financial statements for external purposes in accordance with generally accepted accounting principles. A company's internal financial control over financial reporting includes those policies and procedures that (1) pertain to the maintenance of records that, in reasonable detail, accurately and fairly reflect the transactions and dispositions of the assets of the company; (2) provide reasonable assurance that transactions are recorded as necessary to permit preparation of Ind AS financial statements in accordance with generally accepted accounting principles, and that receipts and expenditures of the company are being made only in accordance with authorisations of management and directors of the company; and (3) provide reasonable assurance regarding prevention or timely detection of unauthorised acquisition, use, or disposition of the company's assets that could have a material effect on the Ind AS financial statements.

Inherent Limitations of Internal Financial Controls Over Financial Reporting

Because of the inherent limitations of internal financial controls over financial reporting, including the possibility of collusion or improper management override of controls, material misstatements due to error or fraud may occur and not be detected. Also, projections of any evaluation of the internal financial controls over financial reporting to future periods are subject to the risk that the internal financial control over financial reporting may become inadequate because of changes in conditions, or that the degree of compliance with the policies or procedures may deteriorate.

Opinion

In our opinion, the Covered entities, which are companies incorporated in India, have, maintained in all material respects, an adequate internal financial controls system over financial reporting and such internal financial controls over financial reporting were operating effectively as at March 31, 2017, based on the internal control over financial reporting criteria established by the Covered entities considering the essential components of internal control stated in the Guidance Note issued by the ICAI.


Other Matters

Our report under Section 143(3)(i) of the Act on the adequacy and operating effectiveness of the internal financial controls over financial reporting of the Holding Company, insofar as it relates to these 82 subsidiaries, 2 associates and 23 joint ventures, which are companies incorporated in India, is based on the corresponding reports of the auditors of such subsidiaries, associates and joint ventures incorporated in India.

For S. R. BATLIBOI & ASSOCIATES LLP
ICAI Firm Registration Number: 101049W/E300004
Chartered Accountants

per Sandeep Karnani
Partner
Membership number: 061207

Place: New Delhi
Date: June 01, 2017



Consolidated Balance sheet as at March 31, 2017

	Notes	March 31, 2017 (₹ in crore)	March 31, 2016 (₹ in crore)	April 01, 2015 (₹ in crore)
Assets				
Non-current assets				
Property, plant and equipment	3	10,139.61	27,055.48	18,190.98
Capital work in-progress	4	239.20	1,493.93	13,875.37
Investment property under construction	5	2,520.68	2,259.66	1,683.46
Goodwill on consolidation	6	747.42	1,178.19	935.76
Other intangible assets	7	2,670.95	4,020.07	4,123.03
Intangible assets under development	8	-	660.80	515.50
Financial assets				
Investment in Joint Ventures and Associates	9a, 9b	9,364.83	4,688.04	4,697.76
Other Investments	9c	83.46	75.31	66.09
Trade receivables	10	42.23	43.17	79.54
Loans	11	452.12	135.56	174.34
Other financial assets	12	1,818.93	2,666.92	3,358.77
Non-current tax assets (net)		305.63	309.17	264.75
Deferred tax assets (net)	37	271.56	232.29	186.53
Other non-current assets	13	303.25	1,353.28	1,658.91
		28,959.87	46,171.87	49,810.79
Current assets				
Inventories	14	129.16	224.37	124.34
Financial assets				
Investments	15	2,973.94	1,781.82	1,008.15
Loans	11	155.53	311.32	310.97
Trade receivables	10	1,736.74	1,530.60	1,364.07
Cash and cash equivalents	16	1,458.76	1,192.62	1,472.37
Bank balances other than cash and cash equivalents	16	312.32	1,351.64	2,177.04
Other financial assets	12	613.94	581.37	520.45
Other current assets	13	237.63	511.26	833.71
		7,618.02	7,485.00	7,811.10
Assets classified as held for disposal	36	851.09	5,519.77	1,232.69
		8,469.11	13,004.77	9,043.79
Total assets		37,428.98	59,176.64	58,854.58
Equity and liabilities				
Equity				
Equity share capital	17	603.59	603.59	436.13
Other equity	18	5,043.90	4,387.26	5,610.49
Equity attributable to equity holders of the parent		5,647.49	4,990.85	6,046.62
Non-controlling interests		1,713.55	1,259.48	1,486.25
Total equity		7,361.04	6,250.33	7,532.87
Liabilities				
Non-current liabilities				
Financial liabilities				
Borrowings	19	18,959.72	32,653.94	35,363.22
Trade payables	20	-	19.41	12.75
Other financial liabilities	21	586.55	680.90	738.87
Provisions	22	246.34	184.99	90.60
Deferred tax liabilities (net)	37	413.81	33.81	5.95
Other non-current liabilities	23	2,084.41	2,230.87	2,172.33
		22,290.83	35,803.92	38,383.72
Current liabilities				
Financial liabilities				
Borrowings	24	723.82	1,584.58	2,786.06
Trade payables	20	1,443.76	1,274.29	1,441.27
Other current financial liabilities	21	3,484.48	7,168.67	6,283.33
Provisions	22	120.65	147.72	141.26
Other current liabilities	23	1,297.09	1,381.60	1,194.57
Liabilities for current tax (net)		98.70	42.97	25.28
		7,168.50	11,599.83	11,871.77
Liabilities directly associated with assets classified as held for disposal	36	608.61	5,522.56	1,066.22
		7,777.11	17,122.39	12,937.99
Total liabilities		30,067.94	52,926.31	51,321.71
Total equity and liabilities		37,428.98	59,176.64	58,854.58
Summary of significant accounting policies	2.3			

The accompanying notes are an integral part of the consolidated financial statements.

As per our report of even date

For S. R. Batliboi & Associates LLP
ICAI firm registration number: 101049W / E300004
Chartered Accountants

per Sandeep Karnani
Partner
Membership number: 061207

For and on behalf of the Board of Directors of
GMR Infrastructure Limited

G M Rao
Executive Chairman
DIN: 00574243

Madhva Bhimacharya Terdal
Group CFO
Place: New Delhi
Date: June 01, 2017

Grandhi Kiran Kumar
Managing Director
DIN: 00061669

Adishavatararam Cherukupalli
Company Secretary

Place: New Delhi
Date: June 01, 2017

Consolidated statement of profit and loss for the year ended March 31, 2017

	Notes	March 31, 2017 (₹ in crore)	March 31, 2016 (₹ in crore)
Continuing Operations			
Income			
Revenue from operations:			
Sales / income from operations	25	9,523.90	7,963.92
Other operating income	26	244.73	297.04
Other income	27	465.44	416.54
Total Income *		10,234.07	8,677.50
*excluding total income of discontinued operations of ₹ 1,397.79 crore (March 31, 2016 : ₹ 2,556.44 crore) Refer note 36			
Expenses			
Revenue share paid / payable to concessionaire grantors		2,762.93	2,412.29
Cost of materials consumed	28	121.00	33.54
Purchase of traded goods	29	1,340.35	966.71
(Increase) / decrease in stock in trade	30	(6.86)	(2.59)
Sub-contracting expenses		285.74	230.23
Employee benefit expenses	31	544.89	506.44
Other expenses	32	1,500.61	1,356.65
Depreciation and amortisation expenses	33	1,059.92	1,196.66
Finance costs	34	2,128.52	2,196.49
Total expenses *		9,737.10	8,896.42
*excluding expense of discontinued operations of ₹ 3,265.11 crore (March 31, 2016 : ₹4,663.66 crore) Refer note 36			
Profit / (loss) before share of profit / (loss) of associate and joint ventures, exceptional items and tax from continuing operations		496.97	(218.92)
Share of (loss) / profit of associates and joint ventures (net)		(68.40)	16.17
Profit / (loss) before exceptional items and tax from continuing operations		428.57	(202.75)
Exceptional Items*			
Loss on impairment of assets in subsidiaries	47 (ii), 48 (vi)	(385.70)	(64.15)
*excluding exceptional items of discontinued operations of ₹2,508.09 crore gain (March 31, 2016 : ₹85.64 crore loss) Refer note 36			
Profit / (loss) before tax from continuing operations		42.87	(266.90)
Tax expenses of continuing operations			
Current tax	37	389.90	203.56
Adjustments of tax relating to earlier periods	37	(3.24)	(6.84)
Deferred tax			
a) MAT credit entitlement	37	(100.12)	(9.44)
b) Deferred tax expense / (credit)	37	450.49	(5.77)
(Loss) / profit after tax from continuing operations		(694.16)	(448.41)
Discontinued operations			
Profit / (loss) from discontinued operations before tax expenses	36	336.55	(2,293.95)
Tax expense of discontinued operations			
Current tax	37	1.11	4.04
Adjustments of tax relating to earlier periods	37	-	0.90
Deferred tax expense / (credit)	37	5.58	1.98
Profit / (loss) after tax from discontinued operations		329.86	(2,300.87)
(Loss) / profit for the year (A)		(364.30)	(2,749.28)

Consolidated statement of profit and loss for the year ended March 31, 2017

	Notes	March 31, 2017 (₹ in crore)	March 31, 2016 (₹ in crore)
Other comprehensive income			
Other comprehensive income to be reclassified to profit or loss in subsequent periods:			
Exchange differences on translation of foreign operations		27.54	33.43
Income tax effect		-	-
Net other comprehensive income to be reclassified to profit or loss in subsequent periods		27.54	33.43
Other comprehensive income not to be reclassified to profit or loss in subsequent periods:			
Re-measurement (losses) / gains on post employment defined benefit plans		(5.29)	(0.72)
Income tax effect		-	-
Net other comprehensive income not to be reclassified to profit or loss in subsequent periods		(5.29)	(0.72)
Other comprehensive income for the year, net of tax (B)		22.25	32.71
(Loss) / profit for the year		(364.30)	(2,749.28)
Attributable to			
a) Equity holders of the parent		(574.59)	(2,712.50)
b) Non controlling interests		210.29	(36.78)
Other comprehensive income for the year		22.25	32.71
Attributable to			
a) Equity holders of the parent		22.25	32.71
b) Non controlling interests		-	-
Total comprehensive income for the year (A+B)		(342.05)	(2,716.57)
Attributable to			
a) Equity holders of the parent		(552.34)	(2,679.79)
b) Non controlling interests		210.29	(36.78)
Earnings per equity share (₹) from continuing operations			
Basic and diluted, computed on the basis of profit from continuing operations attributable to equity holders of the parent (per equity share of Re.1 each)	35	(1.30)	(1.07)
Earnings per equity share (₹) from discontinued operations			
Basic and diluted, computed on the basis of profit from discontinued operations attributable to equity holders of the parent (per equity share of Re.1 each)	35	0.34	(3.74)
Earnings per equity share (₹) from continuing and discontinued operations			
Basic and diluted, computed on the basis of profit attributable to equity holders of the parent (per equity share of Re.1 each)	35	(0.96)	(4.81)
Summary of significant accounting policies	2.3		

The accompanying notes are an integral part of the consolidated financial statements.

As per our report of even date

For S. R. Batliboi & Associates LLP
ICAI firm registration number: 101049W / E300004
Chartered Accountants

per Sandeep Karnani
Partner
Membership number: 061207

Place: New Delhi
Date: June 01, 2017

For and on behalf of the Board of Directors of
GMR Infrastructure Limited

G M Rao
Executive Chairman
DIN: 00574243

Madhva Bhimacharya Terdal
Group CFO

Place: New Delhi
Date: June 01, 2017

Grandhi Kiran Kumar
Managing Director
DIN: 00061669

Adishavaram Cherukupalli
Company Secretary

Consolidated statement of changes in Equity for the year ended March 31, 2017

Consolidated statement of changes in Equity for the year ended March 31, 2017

	Attributable to the equity holders											Non-controlling interest	Total equity				
	Equity share capital (refer note 17)	Equity component of preference shares (refer note 18)	Treasury shares (refer note 18)	Share application money pending allotment (refer note 18)	Money received against share warrants (refer note 18)	Securities premium (refer note 18)	Debt redemption reserve (refer note 18)	Capital reserve on consolidation (refer note 18)	Capital reserve on acquisition (refer note 18)	Capital reserve on government grant (refer note 18)	Capital redemption reserve (refer note 18)			Capital reserve on forfeiture (refer note 18)	Foreign currency translation difference account (refer note 18)	Special Reserve of Reserve Bank of India (RBI) Act (refer note 18)	Retained earnings (refer note 18)
For the year ended March 31, 2017																	
As at April 01, 2016	603.59	507.09	(101.54)	-	-	9,819.04	179.56	(71.23)	3.41	67.41	28.53	141.75	(0.88)	19.52	(6,238.83)	33.43	1,259.48
Profit / (loss) for the year	-	-	-	-	-	-	-	-	-	-	-	-	-	-	(574.59)	27.54	210.29
Other comprehensive income	-	-	-	-	-	-	-	-	-	-	-	-	-	-	(5.29)	27.54	-
Total comprehensive income	-	-	-	-	-	-	-	-	-	-	-	-	-	-	(6,818.71)	60.97	1,469.77
Amount transferred from the surplus balance in the consolidated statement of profit and loss	-	-	-	-	-	-	29.89	-	-	-	-	-	-	71.2	(37.01)	-	-
Amount transferred to the surplus in the consolidated statement of profit and loss	-	-	-	-	-	-	(28.13)	-	-	-	-	-	-	-	-	-	-
Exchange difference on foreign currency convertible bond (FCCB) recognised during the year	-	-	-	-	-	-	-	-	-	-	-	-	35.07	-	-	-	-
FOMTR amortisation during the year	-	-	-	-	-	-	-	-	-	-	-	-	(0.76)	-	-	-	-
Adjustment for change in ownership interests/ capital contributions received	-	-	-	-	-	1,296.76	-	(93.84)	-	-	(28.53)	-	-	-	-	-	243.78
Preference share dividend declared by a subsidiary	-	-	-	-	-	-	-	-	-	-	-	-	-	-	(2.16)	-	-
Dividend distribution tax on preference share dividend declared by subsidiaries	-	-	-	-	-	-	-	-	-	-	-	-	-	-	(0.56)	-	-
As at March 31, 2017	603.59	507.09	(101.54)	-	-	11,115.80	181.32	(162.07)	3.41	67.41	28.53	141.75	33.43	26.64	(6,830.31)	60.97	1,713.55
For the year ended March 31, 2016																	
As at April 01, 2015	436.13	507.09	(101.54)	889.66	141.75	7,466.77	176.45	(71.23)	3.41	67.41	28.53	-	-	12.02	(3,508.83)	-	1,486.25
Profit / (loss) for the year	-	-	-	-	-	-	-	-	-	-	-	-	-	-	(2,712.50)	33.43	(36.78)
Other comprehensive income	-	-	-	-	-	-	-	-	-	-	-	-	-	-	(0.72)	-	-
Total comprehensive income	-	-	-	-	-	-	-	-	-	-	-	-	-	-	(6,222.05)	33.43	(189.99)
Amount transferred from the surplus balance in the consolidated statement of profit and loss	-	-	-	-	-	-	38.49	-	-	-	-	-	-	7.50	(45.99)	-	-
Amount transferred to the surplus in the consolidated statement of profit and loss	-	-	-	-	-	-	(34.38)	-	-	-	-	-	-	-	-	-	-
Exchange difference on foreign currency convertible bond (FCCB) recognised during the year	-	-	-	-	-	-	-	-	-	-	-	-	(0.88)	-	-	-	-
Adjustment for change in ownership interests/ capital contributions received	-	-	-	-	-	-	-	-	-	-	-	-	-	-	-	-	-
Issue of shares on rights basis (refer note 17)(g))	93.46	-	-	(889.66)	-	1,308.37	-	-	-	-	-	-	-	-	-	-	512.17
Securities premium towards conversion of CPs into equity shares (refer note 17)(c))	74.00	-	-	-	-	1,062.66	-	-	-	-	-	-	-	-	-	-	1,136.66
Utilization towards share issue expenses	-	-	-	-	-	(18.76)	-	-	-	-	-	-	-	-	(2.16)	-	(18.76)
Preference share dividend declared by a subsidiary	-	-	-	-	-	-	-	-	-	-	-	-	-	-	(3.01)	-	-
Dividend distribution tax on preference share dividend declared by subsidiaries	-	-	-	-	-	-	-	-	-	-	-	-	-	-	-	-	-
Transfer to capital reserve on forfeiture of share warrants (refer note 18(e))	-	-	-	-	-	(44.75)	-	-	-	-	-	141.75	-	-	-	-	(3.01)
As at March 31, 2016	603.59	507.09	(101.54)	-	-	9,819.04	179.56	(71.23)	3.41	67.41	28.53	141.75	(0.88)	19.52	(6,238.83)	33.43	1,259.48

The accompanying notes are an integral part of the consolidated financial statements.

As per our report of even date

For S. R. Batliboi & Associates LLP
ICAI firm registration number: 101049W / E300004
Chartered Accountants

per Sandeep Karmani
Partner
Membership number: 061207

Place: New Delhi
Date: June 01, 2017

For and on behalf of the Board of Directors of
GMR Infrastructure Limited

G M Rao
Executive Chairman
DIN: 00574243
Madhva Bhimacharya Terdal
Group CFO
Place: New Delhi
Date: June 01, 2017

Grandhi Kiran Kumar
Managing Director
DIN: 00061669
Adisheswaram Cherkupalli
Company Secretary

Consolidated Statement of cash flows for the year ended March 31, 2017

	March 31, 2017 (₹ in crore)	March 31, 2016 (₹ in crore)
CASH FLOW FROM / (USED IN) OPERATING ACTIVITIES		
Profit / (loss) before tax from continuing operations	42.87	(266.90)
Profit / (loss) before tax from discontinued operations	336.55	(2,293.95)
Profit / (loss) before tax expenses	379.42	(2,560.85)
Adjustments to reconcile (loss) / profit before tax to net cash flows		
Depreciation of property, plant and equipment	1,423.75	1,644.71
Amortisation of intangible assets	119.00	166.27
Depreciation of investment properties	0.70	9.43
Adjustments to the carrying amount of investments	33.57	0.49
Provisions no longer required, written back	(32.16)	(59.22)
Profit on sale / dilution of subsidiaries / joint ventures / associates	(2,347.05)	(2.31)
Income from claim receivable	(473.91)	-
Loss on account of settlement of claims	312.87	-
Loss on impairment of assets in subsidiaries	385.70	164.30
Fixed assets written off / loss on sale of fixed assets (net)	0.82	4.08
Provision for diminution in value of investments in associates / joint ventures	-	39.22
Provision / write off of doubtful advances and trade receivables	30.52	7.69
Net foreign exchange differences (unrealised)	48.08	(6.48)
Net gain on sale or fair valuation of investments	(154.91)	(153.33)
Gain on fair valuation of derivative instruments	(54.78)	-
Finance costs	3,953.83	4,135.92
Finance income	(488.10)	(531.84)
Share of (loss) / profit of associates and a joint ventures	372.62	84.92
Operating profit before working capital changes	3,509.97	2,943.00
Movements in working capital :		
Increase / (decrease) in trade payables and other liabilities	2,475.82	1,285.86
(Increase) / decrease in non-current/current financial and other assets	(1,109.47)	(410.12)
Increase / (decrease) in non-current/current financial and other liabilities/provisions	(60.49)	(101.88)
Cash generated from operations	4,815.83	3,716.86
Direct taxes paid	(250.38)	(219.01)
Net cash flow from operating activities (A)	4,565.45	3,497.85
CASH FLOW (USED IN) / FROM INVESTING ACTIVITIES		
Purchase of property, plant and equipment, intangible assets, investment properties and cost incurred towards such assets under construction / development	(619.94)	(2,436.81)
Proceeds from sale of property, plant and equipments and intangible assets	2.22	0.98
Proceeds from sale of stake in joint ventures / subsidiaries	-	17.38
Sale / (purchase) of investments (net)	(1,317.56)	(486.47)
Proceeds from realisation of claims on investment in GMIAL	1,630.91	-
Purchase consideration paid on acquisition / additional stake in subsidiary companies / joint ventures / associates	-	(732.43)
(Investments) / redemption of bank deposits (net) (having original maturity of more than three months)	1,563.15	1,455.76
Finance income received	533.90	513.99
Net cash flow used in investing activities (B)	1,792.68	(1,667.60)

Consolidated Statement of cash flows for the year ended March 31, 2017 (Contd.)

	March 31, 2017 (₹ in crore)	March 31, 2016 (₹ in crore)
CASH FLOW (USED IN) / FROM FINANCING ACTIVITIES		
Proceeds from issue of equity shares (including securities premium and net of related securities issue expenses)	-	493.41
Proceeds from borrowings	4,865.18	7,061.27
Repayment of borrowings	(7,021.76)	(5,746.81)
Finance costs paid	(3,621.74)	(3,822.85)
Dividend paid (including dividend distribution taxes)	(0.56)	(3.01)
Net cash flow (used in) / from financing activities (C)	(5,778.88)	(2,017.99)
Net (decrease) / increase in cash and cash equivalents (A + B + C)	579.25	(187.74)
Cash and cash equivalents as at April 1,	1,192.62	1,508.07
Cash and cash equivalents on account of disposal of entities during the year	(304.68)	(0.08)
Effect of exchange differences on cash and cash equivalents held in foreign currency	(2.54)	7.42
Cash and cash equivalents as at March 31,	1,464.65	1,327.67

	March 31, 2017 (₹ in crore)	March 31, 2016 (₹ in crore)
COMPONENTS OF CASH AND CASH EQUIVALENTS		
Balances with banks:		
- On current accounts	325.64	278.40
Deposits with original maturity of less than three months	1,120.29	894.94
Cheques / drafts on hand	9.62	15.78
Cash on hand / credit card collection	3.21	3.50
Cash at bank and short term deposits attributable to entities held for sale	5.89	135.05
Total cash and cash equivalents	1,464.65	1,327.67
Summary of significant accounting policies	2.3	

The accompanying notes are an integral part of the consolidated financial statements.

As per our report of even date

For S. R. Batliboi & Associates LLP
ICAI firm registration number: 101049W / E300004
Chartered Accountants

per Sandeep Karnani
Partner
Membership number: 061207

Place: New Delhi
Date: June 01, 2017

For and on behalf of the Board of Directors of
GMR Infrastructure Limited

G M Rao
Executive Chairman
DIN: 00574243

Madhya Bhimacharya Terdal
Group CFO

Place: New Delhi
Date: June 01, 2017

Grandhi Kiran Kumar
Managing Director
DIN: 00061669

Adishavatham Cherukupalli
Company Secretary

Notes to the consolidated financial statements for the year ended March 31, 2017

1. CORPORATE INFORMATION

GMR Infrastructure Limited ('GIL' or 'the Company') and its subsidiaries ('the Group'), associates and joint ventures (hereinafter collectively referred to as 'the Group') are mainly engaged in development, maintenance and operation of airports, generation of power, coal mining and exploration activities, development of highways, development, maintenance and operation of special economic zones, and construction business including Engineering, Procurement and Construction ('EPC') contracting activities.

Airport sector

Certain entities of the Group are engaged in development, maintenance and operation of airport infrastructure such as greenfield international airports at Hyderabad and Goa and modernisation, maintenance and operation of international airports at Delhi, Goa and Cebu on build, own, operate and transfer basis.

Power sector

Certain entities of the Group are involved in the generation of power. These are separate Special Purpose Vehicles ('SPV') which have entered into Power Purchase Agreements ('PPA') with the electricity distribution companies of the respective state governments / other government authorities (either on the basis of Memorandum of Understanding or through a bid process) or short term power supply agreements to generate and sell power directly to consumers as a merchant plant. Certain entities of the Group are involved in the coal mining and exploration activities and the Group is also involved in energy trading activities through one of its subsidiaries.

Development of Highways

Certain entities of the Group are engaged in development of highways on build, operate and transfer model on annuity or toll basis. These are SPVs which have entered into concessionaire agreements with National Highways Authority of India ('NHAI') or the respective state governments for carrying out these projects.

Construction business

Certain entities of the Group are in the business of construction including as an EPC contractor. These entities are engaged in handling of EPC solution in the infrastructure sector.

Others

Entities of the Group which cover all residual activities of the Group that include special economic zones, operations of hotels, investment activities and management / technical consultancy.

2. Significant accounting policies

The significant accounting policies applied by the Group in the preparation of its consolidated financial statements are listed below. Such accounting policies have been applied consistently to all the periods presented in these consolidated financial statements and in preparing the opening consolidated Ind AS Balance Sheet as at April 01, 2015 for the purpose of transition to Ind AS, unless otherwise indicated.

2.1 Statement of Compliance

In accordance with the notification issued by the Ministry of Corporate Affairs, the Group has adopted Indian Accounting Standards (referred to as "Ind AS") notified under the Companies (Indian Accounting Standards) Rules, 2015 and Companies (Indian Accounting Standards) amendment Rules 2016, as amended with effect from April 01, 2016. The consolidated financial statements of the Group, have been prepared and presented in accordance with Ind AS. Comparative numbers in the consolidated financial statements have been restated to Ind AS. In accordance with Ind AS 101 First-time adoption of Indian Accounting Standards, the Group has presented a reconciliation from the presentation of consolidated financial statements under Accounting Standards notified under the Companies (Accounting Standards) Rules, 2006 ("Previous GAAP") to Ind AS of Shareholders' equity as at March 31, 2016 and April 01, 2015 and of the total comprehensive income for the year ended March 31, 2016 (refer note 56 for reconciliations and effect of transitions).

The consolidated financial statements have been prepared on a historical cost basis, except for certain financial assets and liabilities (refer accounting policy regarding financial instruments) which have been measured at fair value.

The functional and presentation currency of the Group is Indian Rupee (₹) which is the currency of the primary economic environment in which the Group operates.

2.2 Basis of Consolidation

The consolidated financial statements comprise the financial statements of the Company and its subsidiaries as at March 31, 2017. Control is achieved when the Group is exposed, or has rights, to variable returns from its involvement with the investee and has the ability to affect those

Notes to the consolidated financial statements for the year ended March 31, 2017

returns through its power over the investee. Specifically, the Group controls an investee if and only if the Group has:

- Power over the investee (i.e. existing rights that give it the current ability to direct the relevant activities of the investee)
- Exposure, or rights, to variable returns from its involvement with the investee, and
- The ability to use its power over the investee to affect its returns.

Generally, there is a presumption that a majority of voting rights result in control. To support this presumption and when the Group has less than a majority of the voting or similar rights of an investee, the Group considers all relevant facts and circumstances in assessing whether it has power over an investee, including:

- The contractual arrangement with the other vote holders of the investee
- Rights arising from other contractual arrangements
- The Group's voting rights and potential voting rights
- The size of the group's holding of voting rights relative to the size and dispersion of the holdings of the other voting rights holders.

The Group re-assesses whether or not it controls an investee if facts and circumstances indicate that there are changes to one or more of the three elements of control. Consolidation of a subsidiary begins when the Group obtains control over the subsidiary and ceases when the Group loses control of the subsidiary. Assets, liabilities, income and expenses of a subsidiary acquired or disposed of during the year are included in the consolidated financial statements from the date the Group gains control until the date the Group ceases to control the subsidiary.

Consolidated financial statements are prepared using uniform accounting policies for like transactions and other events in similar circumstances. If a member of the Group uses accounting policies other than those adopted in the consolidated financial statements for like transactions and events in similar circumstances, appropriate adjustments are made to that group member's financial statements in preparing the consolidated financial statements to ensure conformity with the group's accounting policies.

The financial statements of all entities used for the purpose of consolidation are drawn up to same reporting date as that of the parent company, i.e., year ended on 31 March. When the end of the reporting period of the parent is different from that of a subsidiary, the subsidiary prepares, for consolidation purposes, additional financial information as of the same date as the financial statements of the parent to enable the parent to consolidate the financial information of the subsidiary, unless it is impracticable to do so.

Consolidation procedure:

- (a) Combine like items of assets, liabilities, equity, income, expenses and cash flows of the parent with those of its subsidiaries. For this purpose, income and expenses of the subsidiary are based on the amounts of the assets and liabilities recognised in the consolidated financial statements at the acquisition date.
- (b) offset (eliminate) the carrying amount of the parent's investment in each subsidiary and the parent's portion of equity of each subsidiary.
- (c) Eliminate in full intragroup assets and liabilities, equity, income, expenses and cash flows relating to transactions between entities of the group (profits or losses resulting from intragroup transactions that are recognised in assets, such as inventory and fixed assets, are eliminated in full). Intragroup losses may indicate an impairment that requires recognition in the consolidated financial statements.
- (d) Non-controlling interest represents that part of the total comprehensive income and net assets of subsidiaries attributable to interests which are not owned, directly or indirectly, by the Parent Company.

Profit or loss and each component of other comprehensive income (OCI) are attributed to the equity holders of the parent of the Group and to the non-controlling interests, even if this results in the non-controlling interests having a deficit balance. When necessary, adjustments are made to the financial statements of subsidiaries to bring their accounting policies into line with the Group's accounting policies. All intra-group assets and liabilities, equity, income, expenses and cash flows relating to transactions between members of the Group are eliminated in full on consolidation.

A change in the ownership interest of a subsidiary, without a loss of control, is accounted for as an equity transaction. If the Group loses control over a subsidiary, it:

- Derecognises the assets (including goodwill) and liabilities of the subsidiary
- Derecognises the carrying amount of any non-controlling interests
- Derecognises the cumulative translation differences recorded in equity
- Recognises the fair value of the consideration received

Notes to the consolidated financial statements for the year ended March 31, 2017

- Recognises the fair value of any investment retained
- Recognises any surplus or deficit in profit or loss
- Reclassifies the parent's share of components previously recognised in OCI to profit or loss or retained earnings, as appropriate, as would be required if the Group had directly disposed of the related assets or liabilities.

2.3 Summary of significant accounting policies:

a. Business combination and goodwill

In accordance with Ind AS 101 provisions related to first time adoption, the Group has elected to apply Ind AS accounting for business combinations prospectively from April 01, 2015. As such, previous GAAP balances relating to business combinations entered into before that date, including goodwill, have been carried forward. The same first time adoption exemption is also used for associates and joint ventures.

Business combinations are accounted for using the acquisition method. The cost of an acquisition is measured as the aggregate of the consideration transferred measured at acquisition date fair value and the amount of any non-controlling interests in the acquiree. For each business combination, the Group elects whether to measure the non-controlling interests in the acquiree at fair value or at the proportionate share of the acquiree's identifiable net assets. Acquisition-related costs are expensed as incurred.

At the acquisition date, the identifiable assets acquired and the liabilities assumed are recognised at their acquisition date fair values. For this purpose, the liabilities assumed include contingent liabilities representing present obligation and they are measured at their acquisition fair values irrespective of the fact that outflow of resources embodying economic benefits is not probable. However, the following assets and liabilities acquired in a business combination are measured at the basis indicated below:

- Deferred tax assets or liabilities, and the assets or liabilities related to employee benefit arrangements are recognised and measured in accordance with Ind AS 12 Income Tax and Ind AS 19 Employee Benefits respectively.
- Assets (or disposal groups) that are classified as held for sale in accordance with Ind AS 105 Non-current Assets Held for Sale and Discontinued Operations are measured in accordance with that standard.
- Reacquired rights are measured at a value determined on the basis of the remaining contractual term of the related contract. Such valuation does not consider potential renewal of the reacquired right.

When the Group acquires a business, it assesses the financial assets and liabilities assumed for appropriate classification and designation in accordance with the contractual terms, economic circumstances and pertinent conditions as at the acquisition date. This includes the separation of embedded derivatives in host contracts by the acquiree.

Business combinations arising from transfers of interests in entities that are under the common control are accounted at pooling of interest method. The difference between any consideration given and the aggregate historical carrying amounts of assets and liabilities of the acquired entity are recorded in shareholders' equity.

Goodwill on consolidation as on the date of transition represents the excess of cost of acquisition at each point of time of making the investment in the subsidiary over the Group's share in the net worth of a subsidiary. For this purpose, the Group's share of net worth is determined on the basis of the latest financial statements, prior to the acquisition, after making necessary adjustments for material events between the date of such financial statements and the date of respective acquisition. Capital reserve on consolidation represents excess of the Group's share in the net worth of a subsidiary over the cost of acquisition at each point of time of making the investment in the subsidiary. Goodwill arising on consolidation is not amortised, however, it is tested for impairment annually. In the event of cessation of operations of a subsidiary, the unimpaired goodwill is written off fully.

b. Investment in associates and joint ventures

An associate is an entity over which the Group has significant influence. Significant influence is the power to participate in the financial and operating policy decisions of the investee, but is not control or joint control over those policies.

A joint venture is a type of joint arrangement whereby the parties that have joint control of the arrangement have rights to the net assets of the joint venture. Joint control is the contractually agreed sharing of control of an arrangement, which exists only when decisions about the relevant activities require unanimous consent of the parties sharing control.

The considerations made in determining whether significant influence or joint control are similar to those necessary to determine control over the subsidiaries.

The results, assets and liabilities of joint venture and associates are incorporated in the consolidated financial statements using equity

Notes to the consolidated financial statements for the year ended March 31, 2017

method of accounting after making necessary adjustments to achieve uniformity in application of accounting policies, wherever applicable. An investment in associate or joint venture is initially recognised at cost and adjusted thereafter to recognise the Group's share of profit or loss and other comprehensive income of the joint venture or associate. On acquisition of investment in a joint venture or associate, any excess of cost of investment over the fair value of the assets and liabilities of the joint venture, is recognised as goodwill and is included in the carrying value of the investment in the joint venture and associate. The excess of fair value of assets and liabilities over the investment is recognised directly in equity as capital reserve. The unrealised profits/losses on transactions with joint ventures are eliminated by reducing the carrying amount of investment.

The carrying amount of investment in joint ventures and associates is reduced to recognise impairment, if any, when there is objective evidence of impairment.

When the Group's share of losses of an associate or a joint venture exceeds the Group's interest in that associate or joint venture (which includes any long term interests that, in substance, form part of the Group's net investment in the associate or joint venture), the Group discontinues recognising its share of further losses. Additional losses are recognised only to the extent that the Group has incurred legal or constructive obligations or made payments on behalf of the associate or joint venture. If the associate or joint venture subsequently reports profits, the entity resumes recognising its share of those profits only after its share of the profits equals the share of losses not recognised.

The aggregate of the Group's share of profit or loss of an associate and a joint venture is shown on the face of the statement of profit and loss.

The financial statements of the associate or joint venture are prepared for the same reporting period as the Group. When necessary, adjustments are made to bring the accounting policies in line with those of the Group.

Upon loss of significant influence over the associate or joint control over the joint venture, the Group measures and recognises any retained investment at its fair value. Any difference between the carrying amount of the associate or joint venture upon loss of significant influence or joint control and the fair value of the retained investment and proceeds from disposal is recognised in profit or loss.

c. Interest in joint operations

In respect of its interests in joint operations, the Group recognises its share in assets, liabilities, income and expenses line-by-line in the standalone financial statements of the entity which is party to such joint arrangement which then becomes part of the consolidated financial statements of the Group when the financial statements of the Parent Company and its subsidiaries are combined for consolidation. Interests in joint operations are included in the segments to which they relate.

d. Current versus non-current classification

The Group presents assets and liabilities in the consolidated balance sheet based on current/ non-current classification. An asset is treated as current when it is:

- i. Expected to be realised or intended to be sold or consumed in normal operating cycle,
- ii. Held primarily for the purpose of trading,
- iii. Expected to be realised within twelve months after the reporting period, or
- iv. Cash or cash equivalent unless restricted from being exchanged or used to settle a liability for at least twelve months after the reporting period.

All other assets are classified as non-current.

A liability is current when:

- i. It is expected to be settled in normal operating cycle,
- ii. It is held primarily for the purpose of trading,
- iii. It is due to be settled within twelve months after the reporting period, or
- iv. There is no unconditional right to defer the settlement of the liability for at least twelve months after the reporting period

All other liabilities are classified as non-current.

Deferred tax assets and liabilities are classified as non-current assets and liabilities.

Advance tax paid is classified as non-current assets.

Notes to the consolidated financial statements for the year ended March 31, 2017

Operating cycle for the business activities of the Group extends up to the realisation of receivables (including retention monies) within the agreed credit period normally applicable to the respective line of business.

e. Fair value measurement of financial instruments

The Group measures financial instruments, such as, derivatives at fair value at each balance sheet date using valuation techniques.

Fair value is the price that would be received to sell an asset or paid to transfer a liability in an orderly transaction between market participants at the measurement date. The fair value measurement is based on the presumption that the transaction to sell the asset or transfer the liability takes place either:

- a) In the principal market for the asset or liability, or
- b) In the absence of a principal market, in the most advantageous market for the asset or liability

The principal or the most advantageous market must be accessible by the Group.

The fair value of an asset or a liability is measured using the assumptions that market participants would use when pricing the asset or liability, assuming that market participants act in their economic best interest.

A fair value measurement of a non-financial asset takes into account a market participant's ability to generate economic benefits by using the asset in its highest and best use or by selling it to another market participant that would use the asset in its highest and best use.

The Group uses valuation techniques that are appropriate in the circumstances and for which sufficient data are available to measure fair value, maximising the use of relevant observable inputs and minimising the use of unobservable inputs.

All assets and liabilities for which fair value is measured or disclosed in the consolidated financial statements are categorised within the fair value hierarchy, described as follows, based on the lowest level input that is significant to the fair value measurement as a whole:

Level 1 – Quoted (unadjusted) market prices in active markets for identical assets or liabilities

Level 2 – Valuation techniques for which the lowest level input that is significant to the fair value measurement is directly or indirectly observable

Level 3 – Valuation techniques for which the lowest level input that is significant to the fair value measurement is unobservable

For assets and liabilities that are recognised in the consolidated financial statements on a recurring basis, the Group determines whether transfers have occurred between levels in the hierarchy by re-assessing categorisation (based on the lowest level input that is significant to the fair value measurement as a whole) at the end of each reporting period.

f. Revenue recognition

Revenue is recognised to the extent that it is probable that the economic benefits will flow to the Group and the revenue can be reliably measured, regardless of when the payment is being made. Revenue is measured at the fair value of the consideration received or receivable, taking into account contractually defined terms of payment and excluding taxes or duties collected on behalf of the government. The Group has concluded that it is the principal in all of its revenue arrangements since it is the primary obligor in all the revenue arrangements as it has pricing latitude and is also exposed to inventory and credit risks.

The specific recognition criteria described below must also be met before revenue is recognised.

Energy sector

In case of power generating and trading companies, revenue from energy units sold as per the terms of the PPA and Letter Of Intent ('LOI') (collectively hereinafter referred to as 'the PPAs') is recognised on an accrual basis and includes unbilled revenue accrued up to the end of the accounting year.

Revenue from energy units sold on a merchant basis is recognised in accordance with billings made to customers based on the units of energy delivered and the rate agreed with the customers. Revenue / charges from unscheduled interchange for the deviation in generation with respect to scheduled generation are recognized/ charged at rates notified by CERC from time to time, as revenue from sale of energy and adjusted with revenue from sale of energy. Further, revenue is recognized / adjusted towards true up in terms of the applicable CERC regulations.

Revenue from electrical energy transmission charges is recognized on an accrual basis in accordance with the provisions of the transmission service agreements.

Notes to the consolidated financial statements for the year ended March 31, 2017

Revenue from sale of coal is recognised when the risks and rewards of ownership passes to the purchaser in accordance with the terms of sale, including delivery of the product, the selling price is fixed or determinable, and collectability is reasonably assured. Revenue earned in the pre-production stage and related operating costs have been recorded against the carrying value of mining and exploration and development properties.

Revenue from the sale of goods is measured at the fair value of the consideration received or receivable, net of returns and allowances, trade discounts and volume rebates.

Highways Sector

In case of entities involved in construction and maintenance of Roads, revenue are recognised in line with the Appendix A to Ind AS 11 - Service Concession Arrangements. Toll revenue is recognised on an accrual basis which coincides with the collection of toll from the users of highways.

Revenue share paid / payable to concessionaire grantors:

Revenue share paid / payable to concessionaires / grantors as a percentage of revenues, pursuant to the terms and conditions of the relevant agreement for development, construction, operation and maintenance of the respective highways has been disclosed as revenue share paid / payable to concessionaire grantors in the consolidated statement of profit and loss.

Airport Sector

In case of airport infrastructure companies, aeronautical and non-aeronautical revenue is recognised on an accrual basis and is net of service tax, applicable discounts and collection charges, when services are rendered and it is possible that an economic benefit will be received which can be quantified reliably. Revenue from aeronautical operations include user development fees, fuel farm, passenger service charges, landing and parking charges of aircraft, operation and maintenance of passenger boarding and other allied services. Revenue from non-aeronautical operations include granting rights to use land and space primarily for catering to the needs of passengers, air traffic services, air transport services and Maintenance, Repair and Overhaul facility (MRO) of aircrafts and allied services.

In case of cargo handling revenue, revenue from outbound cargo is recognised at the time of acceptance of cargo with respect to non-airline customers and at the time of departure of aircraft with respect to airline customers and revenue from inbound cargo is recognised at the time of arrival of aircraft in case of airline customers and at the point of delivery of cargo in case of non-airline customers. Interest on delayed receipts from customers is recognised on acceptance.

Revenue from commercial property development rights granted to concessionaires is recognised on accrual basis, as per the terms of the agreement entered into with the customers.

Revenue from sale of goods at the duty free outlets operated by the Group is recognised at the time of delivery of goods to customers which coincides with transfer of risks and rewards to its customers. Sales are stated net of returns and discounts.

Revenue from hotel operations comprises of income by way of hotel room rent, sale of food, beverages and allied services relating to the hotel and is recognised net of taxes and discounts as and when the services are provided and products are sold.

Revenue from MRO contracts is recognised as and when services are rendered.

In case of companies covered under service concession agreements, revenue are recognised in line with the Appendix A to Ind AS 11 - Service Concession Arrangements.

Revenue share paid / payable to concessionaire grantors:

Revenue share paid / payable to concessionaire / grantors as a percentage of revenues, pursuant to the terms and conditions of the relevant agreement for development, construction, operation and maintenance of the respective airports has been disclosed as revenue share paid/ payable to concessionaire grantors' in the statement of profit and loss.

For Construction business entities

Construction revenue and costs are recognised by reference to the stage of completion of the construction activity at the balance sheet date, as measured by the proportion that contract costs incurred for work performed to date bear to the estimated total contract costs. Where the outcome of the construction cannot be estimated reliably, revenue is recognised to the extent of the construction costs incurred if it is probable that they will be recoverable. When the outcome of the contract is ascertained reliably, contract revenue is recognised at cost of work performed on the contract plus proportionate margin, using the percentage of completion method. Percentage of completion is the proportion of cost of work performed to-date, to the total estimated contract costs. The estimated outcome of a contract is considered reliable when all the following conditions are satisfied:

Notes to the consolidated financial statements for the year ended March 31, 2017

- i. The amount of revenue can be measured reliably,
- ii. It is probable that the economic benefits associated with the contract will flow to the Group,
- iii. The stage of completion of the contract at the end of the reporting period can be measured reliably,
- iv. The costs incurred or to be incurred in respect of the contract can be measured reliably.

Provision is made for all losses incurred to the balance sheet date. Variations in contract work, claims and incentive payments are recognised to the extent that it is probable that they will result in revenue and they are capable of being reliably measured. Expected loss, if any, on a contract is recognised as expense in the period in which it is foreseen, irrespective of the stage of completion of the contract. For contracts where progress billing exceeds the aggregate of contract costs incurred to-date and recognised profits (or recognised losses, as the case may be), the surplus is shown as the amount due to customers.

Interest income

For all debt instruments measured either at amortised cost or at fair value through other comprehensive income, interest income is recorded using the effective interest rate (EIR). EIR is the rate that exactly discounts the estimated future cash payments or receipts over the expected life of the financial instrument or a shorter period, where appropriate, to the gross carrying amount of the financial asset or to the amortised cost of a financial liability. When calculating the effective interest rate, the Group estimates the expected cash flows by considering all the contractual terms of the financial instrument (for example, prepayment, extension, call and similar options) but does not consider the expected credit losses. Interest income is included in other income in the statement of profit and loss.

Dividends

Revenue is recognised when the Group's right to receive the payment is established, which is generally when shareholders approve the dividend.

Others

- i. Income from management / technical services is recognised as per the terms of the agreement on the basis of services rendered.
- ii. Insurance claim is recognised on acceptance of the claims by the insurance company.
- iii. Revenue from charter services is recognised based on services provided as per the terms of the contracts with the customers.

Revenue earned in excess of billings has been included under 'other financial assets' as unbilled revenue and billings in excess of revenue has been disclosed under 'other liabilities' as unearned revenue.

g. Service Concession Arrangements

The Group constructs or upgrades infrastructure (construction or upgrade services) used to provide a public service and operates and maintains that infrastructure (operation services) for a specified period of time. These arrangements may include Infrastructure used in a public-to-private service concession arrangement for its entire useful life.

Under Appendix A to Ind AS 11 - Service Concession Arrangements, these arrangements are accounted for based on the nature of the consideration. The intangible asset model is used to the extent that the operator receives a right (i.e. a concessionaire) to charge users of the public service. The financial model is used when the operator has an unconditional contractual right to receive cash or other financial assets from or at the direction of the grantor for the construction service. When the unconditional right to receive cash covers only part of the service, the two models are combined to account separately for each component. If the operator performs more than one service (i.e. construction, upgrade services and operation services) under a single contract or arrangement, consideration received or receivable is allocated by reference to the relative fair values of the service delivered, when the amount are separately identifiable.

The intangible asset is amortised over the shorter of the estimated period of future economic benefits which the intangible assets are expected to generate or the concession period, from the date they are available for use.

An asset carried under concession arrangements is derecognised on disposal or when no future economic benefits are expected from its future use or disposal.

The Group recognises a financial asset to the extent that it has an unconditional right to receive cash or another financial asset from or at the direction of the grantor. In case of annuity based carriageways, the Group recognises financial asset.

Notes to the consolidated financial statements for the year ended March 31, 2017

h. Government grants

Government grants are recognised where there is reasonable assurance that the grant will be received and all attached conditions will be complied with. When the grant relates to an expense item, it is recognised as income on a systematic basis over the periods that the related costs, for which it is intended to compensate, are expensed. When the grant relates to an asset, it is recognised as income in equal amounts over the expected useful life of the related asset.

When the Group receives grants of non-monetary assets, the asset and the grant are recorded at fair value amounts and released to profit or loss over the expected useful life in a pattern of consumption of the benefit of the underlying asset i.e. by equal annual instalments. When loans or similar assistance are provided by governments or related institutions, with an interest rate below the current applicable market rate, the effect of this favourable interest is regarded as a government grant. The loan or assistance is initially recognised and measured at fair value and the government grant is measured as the difference between the initial carrying value of the loan and the proceeds received. The loan is subsequently measured as per the accounting policy applicable to financial liabilities.

i. Taxes on income

Current Income Tax

Tax expense for the year comprises current and deferred tax. The tax currently payable is based on taxable profit for the year. Taxable profit differs from net profit as reported in the consolidated statement of profit and loss because it excludes items of income or expense that are taxable or deductible in other years and it further excludes items that are never taxable or deductible. The Group's liability for current tax is calculated using the tax rates and tax laws that have been enacted or substantively enacted by the end of the reporting period.

Current income tax relating to items recognised outside profit or loss is recognised outside profit or loss (either in other comprehensive income or in equity). Current tax items are recognised in correlation to the underlying transaction either in OCI or directly in equity. Management periodically evaluates positions taken in the tax returns with respect to situations in which applicable tax regulations are subject to interpretation and establishes provisions where appropriate.

Deferred Income Tax

Deferred tax is the tax expected to be payable or recoverable on differences between the carrying values of assets and liabilities in the consolidated financial statements and the corresponding tax bases used in the computation of the taxable profit and is accounted for using the balance sheet liability model. Deferred tax liabilities are generally recognised for all the taxable temporary differences. In contrast, deferred tax assets are only recognised to the extent that is probable that future taxable profits will be available against which the temporary differences can be utilised.

The carrying amount of deferred income tax assets is reviewed at each balance sheet date and reduced to the extent that it is no longer probable that sufficient taxable profit will be available to allow all or part of the deferred income tax asset to be utilized.

Deferred income tax assets and liabilities are measured at the tax rates that are expected to apply in the year when the asset is realized or the liability is settled, based on tax rates (and tax laws) that have been enacted or substantively enacted at the balance sheet date.

Deferred tax relating to items recognised outside profit or loss is recognised outside profit or loss (either in other comprehensive income or in equity). Deferred tax items are recognised in correlation to the underlying transaction either in OCI or directly in equity.

Deferred tax assets and deferred tax liabilities are offset if a legally enforceable right exists to set off current tax assets against current tax liabilities and the deferred taxes relate to the same taxable entity and the same taxation authority.

Deferred tax assets include Minimum Alternative Tax ('MAT') paid in accordance with the tax laws in India, which is likely to give future economic benefits in the form of availability of set off against future income tax liability. Accordingly, MAT is recognized as deferred tax asset in the balance sheet when the asset can be measured reliably and it is probable that the future economic benefit associated with the asset will be realized.

j. Non-current assets held for sale

The Group classifies non-current assets as held for sale if their carrying amounts will be recovered principally through a sale rather than through continuing use. Actions required to complete the sale should indicate that it is unlikely that significant changes to the sale will be made or that the decision to sell will be withdrawn. Management must be committed to the sale expected within one year from the date of classification.

The criteria for held for sale classification is regarded met only when the assets or disposal group is available for immediate sale in its present condition, subject only to terms that are usual and customary for sales of such assets, its sale is highly probable; and it will genuinely be sold, not abandoned. The Group treats sale of the asset to be highly probable when:

Notes to the consolidated financial statements for the year ended March 31, 2017

- a) The appropriate level of management is committed to a plan to sell the asset,
- b) An active programme to locate a buyer and complete the plan has been initiated,
- c) The asset is being actively marketed for sale at a price that is reasonable in relation to its current fair value,
- d) The sale is expected to qualify for recognition as a completed sale within one year from the date of classification , and
- e) Actions required to complete the plan indicate that it is unlikely that significant changes to the plan will be made or that the plan will be withdrawn.

Non-current assets held for sale are measured at the lower of their carrying amount and the fair value less costs to sell. Assets and liabilities classified as held for sale are presented separately in the consolidated balance sheet.

Property, plant and equipment and intangible assets once classified as held for sale/ distribution to owners are not depreciated or amortised.

A disposal group qualifies as discontinued operation if it is a component of an entity that either has been disposed of, or is classified as held for sale, and:

- i) Represents a separate major line of business or geographical area of operations,
- ii) Is part of a single co-ordinated plan to dispose of a separate major line of business or geographical area of operations.

Or

- iii) Is a subsidiary acquired exclusively with a view to resale.

Discontinued operations are excluded from the results of continuing operations and are presented as a single amount as profit or loss after tax from discontinued operations in the consolidated statement of profit and loss.

k. Property, plant and equipment

On transition to Ind AS, the Group has elected to continue with the carrying value of all of its property, plant and equipment recognised as at March 31, 2015 measured as per the previous GAAP and use that carrying value as the deemed cost of the property, plant and equipment as on April 01, 2015.

Freehold land is carried at historical cost and is not depreciated. All other items of property, plant and equipment are stated at historical cost less accumulated depreciation and accumulated impairment losses, if any. Historical cost includes expenditure that is directly attributable to the acquisition of the items.

Capital work in progress includes cost of property, plant and equipment under installation / under development as at the balance sheet date.

The Group identifies and determines cost of each component / part of the asset separately, if the component / part has a cost which is significant to the total cost of the asset having useful life that is materially different from that of the remaining asset. These components are depreciated over their useful lives; the remaining asset is depreciated over the life of the principal asset. When significant parts of plant and equipment are required to be replaced at intervals, the Group depreciates them separately based on their specific useful lives. Likewise, when a major inspection is performed, its cost is recognized in the carrying amount of the plant and equipment as a replacement if the recognition criteria are satisfied. All other repair and maintenance costs are recognized in the consolidated statement of profit or loss as and when incurred.

Subsequent costs are included in the asset's carrying amount or recognised as a separate asset, as appropriate, only when it is probable that future economic benefits associated with the item will flow to the Group and the cost of the item can be measured reliably. The carrying amount of any component accounted for as a separate assets are derecognised when replaced. All other repairs and maintenance are charged to profit and loss during the reporting period in which they are incurred.

On Transition to Ind AS, the Group has availed the optional exemption on 'Long term Foreign currency Monetary items' and has accordingly continued with the policy to adjust the exchange differences arising on translation / settlement of long-term foreign currency monetary items pertaining to the acquisition of a depreciable asset recognised in the financial statements for the year ended March 31, 2016 (as per previous GAAP) to the cost of the tangible asset and depreciates the same over the remaining life of the asset. In accordance with the Ministry of Corporate Affairs ('MCA') circular dated August 09, 2012, exchange differences adjusted to the cost of tangible fixed assets are total differences, arising on long-term foreign currency monetary items pertaining to the acquisition of a depreciable asset, for the period. In other words, the Group does not differentiate between exchange differences arising from foreign currency borrowings to the extent they

Notes to the consolidated financial statements for the year ended March 31, 2017

are regarded as an adjustment to the interest cost and other exchange differences.

I. Depreciation on Property, plant and equipment

Energy sector

In case of domestic entities, the depreciation on property, plant and equipment is calculated on a straight-line basis using the rates arrived at, based on useful lives estimated by the management, which coincides with the lives prescribed under Schedule II of the Act except on case of plant and machinery in case of gas based power plants where the useful life of the asset is considered as 25 years as prescribed by CERC being the regulatory authority in the energy sector, as against 40 years as per Schedule II of the Act.

Airport sector

On June 12, 2014, the Airport Economic Regulatory Authority ('the AERA') has issued a consultation paper whereby it proposes to lay down, to the extent required, the depreciation rates for certain airport assets. Pending issuance of final notification by the AERA on the useful lives of airport specific assets, the Group has continued to depreciate these assets over their estimated useful lives as determined by the management of the Group based on technical evaluation.

Other entities

For domestic entities other than aforesaid entities, the depreciation on the Property plant and equipment is calculated on a straight-line basis using the rates arrived at, based on useful lives estimated by the management, which coincides with the lives prescribed under Schedule II of the Companies Act, 2013.

Leasehold improvements are depreciated over the period of lease or estimated useful life, whichever is lower, on straight line basis.

The management has estimated the useful life of assets individually costing ₹ 5,000 or less to be less than one year, which is lower than those indicated in Schedule II.

The residual values, useful lives and methods of depreciation of property, plant and equipment are reviewed at each financial year end and adjusted prospectively, if appropriate.

Depreciation charge for impaired assets is adjusted in future periods in such a manner that the revised carrying amount of the asset is allocated over its remaining useful life.

Assets acquired under finance leases are depreciated on a straight line basis over the lease term. Where there is reasonable certainty that the Group shall obtain ownership of the assets at the end of the lease term, such assets are depreciated based on the useful life prescribed under Schedule II to the Companies Act, 2013 or based on the useful life adopted by the Group for similar assets.

An item of property, plant and equipment and any significant part initially recognised is derecognised upon disposal or when no future economic benefits are expected from its use or disposal. Any gain or loss arising on derecognition of the asset (calculated as the difference between the net disposal proceeds and the carrying amount of the asset) is included in the statement of profit and loss when the asset is derecognised.

m. Investment property

The Group has elected to continue with the carrying value for all of its investment property as recognised in its previous GAAP consolidated financial statements as deemed cost at the transition date, viz., April 01, 2015.

Investment properties are measured initially at cost, including transaction costs. Subsequent to initial recognition, investment properties are stated at cost less accumulated depreciation and accumulated impairment loss, if any.

The cost includes borrowing costs for long-term construction projects if the recognition criteria are met.

Depreciation is recognised using straight line method so as to write off the cost of the investment property less their residual values over their useful lives specified in Schedule II to the Companies Act, 2013, or in the case of assets where the useful life was determined by technical evaluation, over the useful life so determined. Depreciation method is reviewed at each financial year end to reflect the expected pattern of consumption of the future benefits embodied in the investment property. The estimated useful life and residual values are also reviewed at each financial year end and the effect of any change in the estimates of useful life / residual value is accounted on prospective basis. Freehold land and properties under construction are not depreciated.

Investment properties are derecognised either when they have been disposed of or when they are permanently withdrawn from use and no future economic benefit is expected from their disposal.

Notes to the consolidated financial statements for the year ended March 31, 2017

The difference between the net disposal proceeds and the carrying amount of the asset is recognised in profit or loss in the period of derecognition.

n. Intangible assets

Intangible assets acquired separately are measured on initial recognition at cost. The cost of intangible assets acquired in a business combination is their fair value at the date of acquisition. Following initial recognition, intangible assets are carried at cost less any accumulated amortisation and accumulated impairment losses, if any.

The useful lives of intangible assets are assessed as either finite or indefinite.

o. Amortisation of intangible assets

Intangible assets with finite lives are amortised over the useful economic life and assessed for impairment whenever there is an indication that the intangible asset may be impaired. The amortisation period and the amortisation method for an intangible asset with a finite useful life are reviewed at least at the end of each reporting period with the affect of any change in the estimate being accounted for on a prospective basis. Changes in the expected useful life or the expected pattern of consumption of future economic benefits embodied in the asset are considered to modify the amortisation period or method, as appropriate, and are treated as changes in accounting estimates. The amortisation expense on intangible assets with finite lives is recognised in the consolidated statement of profit and loss unless such expenditure forms part of carrying value of another asset.

Amortization of mining properties is based on using unit-of-production method from the date of commencement of commercial production of the respective area of interest over the lesser of the life of the mine or the terms of the coal contracts of work or mining business license.

Technical know-how is amortised over five years from the date of issuance of certificate from a competent authority.

Intangible assets representing upfront fees and other payments made to concessionaires of the respective airports, pursuant to the terms and conditions of concession agreements are amortized on a straight line method over the initial and extended periods of concession agreements, as applicable.

Carriageways related to toll based road projects are amortized based on proportion of actual revenue received during the accounting year to the total projected revenue till the end of the concession period in terms of MCA notification dated April 17, 2012 and in terms of the amendments to the Schedule II of the Act vide MCA notification dated March 31, 2014 pursuant to the exemption provided as per D22 (i) of Ind AS 101.

The total projected revenue for the entire useful life is reviewed at the end of each financial year for expected changes in traffic and adjusted to reflect any changes in the estimate which will lead to actual collection at the end of useful life.

Intangible assets representing carriageways and airport concessionaire rights are amortized over the concession period, ranging from 17.5 to 25 years and 25 to 30 years respectively, as the economic benefits from the underlying assets would be available to the Group over such period as per the respective concessionaire agreements.

Software is amortised based on the useful life of six years on a straight line basis as estimated by the management.

Amortisation on impaired assets is provided by adjusting the amortisation charge in the remaining periods so as to allocate the asset's revised carrying amount over its remaining useful life.

Gains or losses arising from de-recognition of an intangible asset are measured as the difference between the net disposal proceeds and the carrying amount of the asset and are recognised in the statement of profit and loss when the asset is derecognised.

p. Exploration and evaluation expenditure / mining properties under construction and production

Exploration and evaluation expenditure:

Exploration and evaluation expenditure incurred for potential mineral reserves and related to the project are recognised and classified as part of 'intangible assets under development' when one of the below conditions are met:

- i. Such costs are expected to be either recouped in full through successful exploration and development of the area of interest or alternatively by its sale, or
- ii. When exploration and evaluation activities in the area of interest have not yet reached a stage which permits a reasonable assessment of the existence or otherwise of economically available reserves and active and significant operations in relation to the area are continuing or are planned for future.

Notes to the consolidated financial statements for the year ended March 31, 2017

These expenditure include materials and fuel used, surveying costs, drilling, general investigation, administration and license, geology and geophysics expenditure, stripping costs and payments made to contractors before the commencement of production stage.

Ultimate recoupment of the exploration expenditure carried forward is dependent upon a successful development and commercial exploitation, or alternatively, sale of the respective area. Deferred exploration costs shall be assessed for impairment when facts and circumstances suggest that the carrying amount of an exploration and evaluation asset may exceed its recoverable amount.

Exploration and evaluation assets are transferred to 'Mines under construction' in the 'Mines properties' account after the mines are determined to be economically viable to be developed.

Expenditure on mines under construction:

Expenditure for mines under construction and costs incurred in developing an area of interest subsequent to the transfer from exploration and evaluation assets but prior to the commencement of production stage in the respective area, are capitalised to 'Mines under construction' as long as they meet the capitalization criteria.

Producing mines:

The Group assesses the stage of each mine under construction to determine when a mine reaches the production phase. This occurs when the mine is substantially complete and ready for its intended use. Upon completion of mine construction and commencement of production stage, the 'Mines under construction' are transferred to 'Mining properties', which are stated at cost, less accumulated amortization and accumulated impairment losses.

Intangible assets under development include expenditure incurred on exploration and evaluation of assets, expenditure incurred on mines under construction.

q. Borrowing costs

Borrowing costs consist of interest and other costs that an entity incurs in connection with the borrowing of funds including interest expense calculated using the effective interest method, finance charges in respect of assets acquired on finance lease. Borrowing cost also includes exchange differences to the extent regarded as an adjustment to the borrowing costs.

Borrowing costs directly attributable to the acquisition, construction or production of an asset that necessarily takes a substantial period of time to get ready for its intended use or sale are capitalised as part of the cost of the asset until such time as the assets are substantially ready for the intended use or sale. All other borrowing costs are expensed in the period in which they occur.

r. Leases

The determination of whether an arrangement is (or contains) a lease is based on the substance of the arrangement at the inception of the lease. The arrangement is, or contains, a lease if fulfilment of the arrangement is dependent on the use of a specific asset or assets and the arrangement conveys a right to use the asset or assets, even if that right is not explicitly specified in an arrangement.

A lease is classified at the inception date as a finance lease or an operating lease.

For arrangements entered into prior to April 01, 2015, the Group has determined whether the arrangement contain lease on the basis of facts and circumstances existing on the date of transition.

Group as a lessee

A lease that transfers substantially all the risks and rewards incidental to ownership to the Group is classified as a finance lease.

A leased asset is depreciated over the useful life of the asset. However, if there is no reasonable certainty that the Group will obtain ownership by the end of the lease term, the asset is depreciated over the shorter of the estimated useful life of the asset and the lease term.

Finance leases are capitalised at the commencement of the lease at the inception date fair value of the leased asset or, at the present value of the minimum lease payments at the inception of the lease, whichever is lower. Lease payments are apportioned between finance charges and reduction of the lease liability so as to achieve a constant rate of interest on the remaining balance of the liability. Finance charges are recognised in finance costs in the consolidated statement of profit and loss, unless they are directly attributable to qualifying assets, in which case they are capitalized in accordance with the Group's general policy on the borrowing costs.

Operating lease payments are recognised as an expense in the consolidated statement of profit and loss on a straight-line basis over the lease term unless either:

- a. another systematic basis is more representative of the time pattern of the user's benefit even if the payments to the lessors are not on that basis; or

Notes to the consolidated financial statements for the year ended March 31, 2017

- b. the payments to the lessor are structured to increase in line with expected general inflation to compensate for the lessor's expected inflationary cost increases. If payments to the lessor vary because of factors other than general inflation, then this condition is not met.

s. Inventories

Inventories are valued at the lower of cost and net realisable value.

Costs incurred in bringing each product to its present location and condition are accounted for as follows:

- Raw materials: cost includes cost of purchase and other costs incurred in bringing the inventories to their present location and condition.
- Finished goods and work in progress: cost includes cost of direct materials and labour and a proportion of manufacturing overheads based on the normal operating capacity, but excluding borrowing costs.
- Traded goods: cost includes cost of purchase and other costs incurred in bringing the inventories to their present location and condition.
- Contract work in progress: contract work in progress comprising construction costs and other directly attributable overheads is valued at lower of cost and net realisable value.

Cost of inventories is determined on a weighted average basis. Net realisable value is the estimated selling price in the ordinary course of business, less estimated costs of completion and the estimated costs necessary to make the sale.

Costs incurred that relate to future activities on the contract are recognised as 'Contract work in progress'.

Contract work in progress comprising construction costs and other directly attributable overheads is valued at lower of cost and net realisable value.

Assessment of net realisable value is made in each subsequent period and when the circumstances that previously caused inventories to be written-down below cost no longer exist or when there is clear evidence of an increase in net realisable value because of changed economic circumstances, the write-down, if any, in the past period is reversed to that extent of the original amount written-down so that the resultant carrying amount is the lower of the cost and the revised net realisable value.

t. Impairment of non-financial assets

As at the end of each accounting year, the Group reviews the carrying amounts of its PPE, investment properties, intangible assets and investments in associates and joint ventures determine whether there is any indication that those assets have suffered an impairment loss. If such indication exists, the said assets are tested for impairment so as to determine the impairment loss, if any. Goodwill and the intangible assets with indefinite life are tested for impairment each year.

Impairment loss is recognised when the carrying amount of an asset exceeds its recoverable amount. Recoverable amount is determined:

- (i) in case of an individual asset, at the higher of the net selling price and the value in use; and
- (ii) in case of a cash generating unit (a group of assets that generates identified, independent cash flows), at the higher of the cash generating unit's net selling price and the value in use.

(The amount of value in use is determined as the present value of estimated future cash flows from the continuing use of an asset and from its disposal at the end of its useful life. For this purpose, the discount rate (pre-tax) is determined based on the weighted average cost of capital of the company suitably adjusted for risks specified to the estimated cash flows of the asset).

For this purpose, a cash generating unit is ascertained as the smallest identifiable group of assets that generates cash inflows that are largely independent of the cash inflows from other assets or groups of assets.

If recoverable amount of an asset (or cash generating unit) is estimated to be less than its carrying amount, such deficit is recognised immediately in the consolidated statement of Profit and Loss as impairment loss and the carrying amount of the asset (or cash generating unit) is reduced to its recoverable amount. For this purpose, the impairment loss recognised in respect of a cash generating unit is allocated first to reduce the carrying amount of any goodwill allocated to such cash generating unit and then to reduce the carrying amount of the other assets of the cash generating unit on a pro-rata basis.

When an impairment loss subsequently reverses, the carrying amount of the asset (or cash generating unit) is increased to the revised estimate of its recoverable amount, but so that the increased carrying amount does not exceed the carrying amount that would have been

Notes to the consolidated financial statements for the year ended March 31, 2017

determined had no impairment loss is recognised for the asset (or cash generating unit) in prior years. A reversal of an impairment loss is recognised immediately in the consolidated statement of profit and loss.

u. Provisions and contingent liabilities

Provisions are recognised when the Group has a present obligation (legal or constructive) as a result of a past event, it is probable that an outflow of resources embodying economic benefits will be required to settle the obligation and a reliable estimate can be made of the amount of the obligation. When the Group expects some or all of a provision to be reimbursed, for example, under an insurance contract, the reimbursement is recognised as a separate asset, but only when the reimbursement is virtually certain. The expense relating to a provision is presented in the consolidated statement of profit and loss net of any reimbursement.

If the effect of the time value of money is material, provisions are discounted using a current pre-tax rate that reflects, when appropriate, the risks specific to the liability. When discounting is used, the increase in the provision due to the passage of time is recognised as a finance cost.

A provision for onerous contracts is recognised when the expected benefits to be derived by the Group from a contract are lower than the unavoidable cost of meeting its obligations under the contract. The provision is measured at the present value of the lower of the expected cost of terminating the contract and the expected net cost of continuing with the contract. Before a provision is established, the Group recognises any impairment loss on the assets associated with that contract.

A contingent liability is a possible obligation that arises from past events whose existence will be confirmed by the occurrence or non-occurrence of one or more uncertain future events beyond the control of the Group or a present obligation that is not recognized because it is not probable that an outflow of resources will be required to settle the obligation. A contingent liability also arises in extremely rare cases where there is a liability that cannot be recognized because it cannot be measured reliably. The Group does not recognize a contingent liability but discloses its existence in the consolidated financial statements.

Provisions and contingent liability are reviewed at each balance sheet.

Decommissioning liability:

Decommissioning costs are provided at the present value of expected costs to settle the obligation using estimated cash flows and are recognised as part of the cost of the particular asset. The cash flows are discounted at a current pre-tax rate that reflects the risks specific to the decommissioning liability. The unwinding of the discount is expensed as incurred and recognised in the consolidated statement of profit and loss as a finance cost. The estimated future costs of decommissioning are reviewed annually and adjusted as appropriate. Changes in the estimated future costs or in the discount rate applied are added to or deducted from the cost of the asset.

v. Retirement and other employee benefits

Retirement benefit in the form of provident fund, pension fund and superannuation fund are defined contribution scheme. The Group has no obligation, other than the contribution payable. The Group recognizes contribution payable to provident fund, pension fund and superannuation fund as expenditure, when an employee renders the related service. If the contribution payable to the scheme for service received before the balance sheet reporting date exceeds the contribution already paid, the deficit payable to the scheme is recognized as a liability after deducting the contribution already paid. If the contribution already paid exceeds the contribution due for services received before the balance sheet date, then excess is recognized as an asset to the extent that the pre-payment will lead to, for example, a reduction in future payment or a cash refund.

Accumulated leave, which is expected to be utilized within the next twelve months, is treated as short-term employee benefit. The Group measures the expected cost of such absences as the additional amount that it expects to pay as a result of the unused entitlement that has accumulated at the reporting date.

The Group treats accumulated leave expected to be carried forward beyond twelve months, as long-term employee benefit for measurement purposes. Such long-term compensated absences are provided for based on the actuarial valuation using the projected unit credit method at the year-end.

The Group presents the leave as a current liability in the consolidated balance sheet, to the extent it does not have an unconditional right to defer its settlement for twelve months after the reporting date.

The cost of providing benefits under the defined benefit plan is determined using the projected unit credit method using actuarial valuation to be carried out at each balance sheet date

In case of funded plans, the fair value of the plan assets is reduced from the gross obligation under the defined benefit plans to recognise the obligation on a net basis.

Notes to the consolidated financial statements for the year ended March 31, 2017

Re-measurements, comprising of actuarial gains and losses, the effect of the asset ceiling, excluding amounts included in net interest on the net defined benefit liability and the return on plan assets (excluding amounts included in net interest on the net defined benefit liability), are recognised immediately in the consolidated balance sheet with a corresponding debit or credit to retained earnings through OCI in the period in which they occur. Re-measurements are not reclassified to profit or loss in subsequent periods.

Net interest is calculated by applying the discount rate to the net defined benefit liability or asset. The Group recognises the following changes in the net defined benefit obligation as an expense in the consolidated statement of profit and loss:

- a. Service costs comprising current service costs, past-service costs, gains and losses on curtailments and non-routine settlements; and
- b. Net interest expense or income.

w. Financial instruments

Financial assets and financial liabilities are recognised when the Group becomes a party to the contract embodying the related financial instruments. All financial assets, financial liabilities and financial guarantee contracts are initially measured at transaction cost and where such values are different from the fair value, at fair value. Transaction costs that are directly attributable to the acquisition or issue of financial assets and financial liabilities (other than financial assets and financial liabilities at fair value through profit and loss) are added to or deducted from the fair value measured on initial recognition of financial asset or financial liability. Transaction costs directly attributable to the acquisition of financial assets and financial liabilities at fair value through profit and loss are immediately recognised in the consolidated statement of profit and loss. In case of interest free or concession loans / debentures / preference shares given to associates and joint ventures, the excess of the actual amount of the loan over initial measure at fair value is accounted as an equity investment.

Investment in equity instruments issued by associates and joint ventures are measured at cost less impairment. Further, as regards investments in associates and joint ventures existing as at April 01, 2015, the Group has measured such investments as at April 01, 2015 as the aggregate of the carrying amounts of the assets and liabilities that the Group had previously proportionately consolidated, including any goodwill arising from acquisition.

Effective interest method

The effective interest method is a method of calculating the amortised cost of a financial instrument and of allocating interest income or expense over the relevant period. The effective interest rate is the rate that exactly discounts future cash receipts or payments through the expected life of the financial instrument, or where appropriate, a shorter period.

(a) Financial assets

Financial assets at amortised cost

Financial assets are subsequently measured at amortised cost if these financial assets are held within a business model whose objective is to hold these assets in order to collect contractual cash flows and the contractual terms of the financial asset give rise on specified dates to cash flows that are solely payments of principal and interest on the principal amount outstanding.

Financial assets measured at fair value

Financial assets are measured at fair value through other comprehensive income if these financial assets are held within a business model whose objective is to hold these assets in order to collect contractual cash flows or to sell these financial assets and the contractual terms of the financial asset give rise on specified dates to cash flows that are solely payments of principal and interest on the principal amount outstanding.

Financial asset not measured at amortised cost or at fair value through other comprehensive income is carried at fair value through the statement of profit and loss.

Impairment of financial assets

Loss allowance for expected credit losses is recognised for financial assets measured at amortised cost and fair value through profit or loss.

For financial assets whose credit risk has not significantly increased since initial recognition, loss allowance equal to twelve months expected credit losses is recognised. Loss allowance equal to the lifetime expected credit losses is recognised if the credit risk on the financial instruments has significantly increased since initial recognition.

De-recognition of financial assets

The Group de-recognises a financial asset only when the contractual rights to the cash flows from the financial asset expire, or it transfers

Notes to the consolidated financial statements for the year ended March 31, 2017

the financial asset and the transfer qualifies for de-recognition under Ind AS 109.

If the Group neither transfers nor retains substantially all the risks and rewards of ownership and continues to control the transferred asset, the Group recognises its retained interest in the assets and an associated liability for amounts it may have to pay.

If the Group retains substantially all the risks and rewards of ownership of a transferred financial asset, the Group continues to recognise the financial asset and also recognises a collateralised borrowing for the proceeds received.

On de-recognition of a financial asset in its entirety, the difference between the carrying amount measured at the date of de-recognition and the consideration received is recognised in consolidated statement of profit or loss.

For trade and other receivables maturing within one year from the balance sheet date, the carrying amounts approximate fair value due to the short maturity of these instruments.

(b) Financial liabilities and equity instruments

Classification as debt or equity

Financial liabilities and equity instruments issued by the Group are classified according to the substance of the contractual arrangements entered into and the definitions of a financial liability and an equity instrument.

Equity Instruments

An equity instrument is any contract that evidences a residual interest in the assets of the Group after deducting all of its liabilities. Equity instruments are recorded at the proceeds received, net of direct issue costs.

Financial Liabilities

Financial liabilities are initially measured at fair value, net of transaction costs, and are subsequently measured at amortised cost, using the effective interest rate method where the time value of money is significant. Interest bearing bank loans, overdrafts and issued debt are initially measured at fair value and are subsequently measured at amortised cost using the effective interest rate method. Any difference between the proceeds (net of transaction costs) and the settlement or redemption of borrowings is recognised over the term of the borrowings in the consolidated statement of profit and loss.

For trade and other payables maturing within one year from the balance sheet date, the carrying amounts approximate fair value due to the short maturity of these instruments.

a. Financial guarantee contracts

Financial guarantee contracts issued by the Group are those contracts that require a payment to be made to reimburse the holder for a loss it incurs because the specified debtor fails to make a payment when due in accordance with the terms of a debt instrument. Financial guarantee contracts are recognised initially as a liability at fair value, adjusted for transaction costs that are directly attributable to the issuance of the guarantee.

b. De-recognition

A financial liability is derecognised when the obligation under the liability is discharged or cancelled or expires. When an existing financial liability is replaced by another from the same lender on substantially different terms, or the terms of an existing liability are substantially modified, such an exchange or modification is treated as the de-recognition of the original liability and the recognition of a new liability. The difference in the respective carrying amounts is recognised in the consolidated statement of profit and loss.

Off-setting of financial instruments

Financial assets and financial liabilities are offset and the net amount is reported in the consolidated balance sheet if there is a currently enforceable legal right to offset the recognised amounts and there is an intention to settle on a net basis, to realise the assets and settle the liabilities simultaneously.

x. Derivative financial instruments

The Group uses derivative financial instruments, such as forward currency contracts to hedge its foreign currency risks. Such derivative financial instruments are initially recognised at fair value on the date on which a derivative contract is entered into and are subsequently re-measured at fair value. Derivatives are carried as financial assets when the fair value is positive and as financial liabilities when the fair value is negative.

Notes to the consolidated financial statements for the year ended March 31, 2017

y. **Convertible preference shares / debentures**

Convertible preference shares / debentures are separated into liability and equity components based on the terms of the contract.

On issuance of the convertible preference shares / debentures, the fair value of the liability component is determined using a market rate for an equivalent non-convertible instrument. This amount is classified as a financial liability measured at amortised cost (net of transaction costs) until it is extinguished on conversion or redemption.

The remainder of the proceeds is allocated to the conversion option that is recognised and included in equity since conversion option meets Ind AS 32 criteria for conversion right. Transaction costs are deducted from equity, net of associated income tax. The carrying amount of the conversion option is not re-measured in subsequent years.

Transaction costs are apportioned between the liability and equity components of the convertible preference shares / debentures based on the allocation of proceeds to the liability and equity components when the instruments are initially recognised.

z. **Cash and cash equivalents**

Cash and cash equivalent in the consolidated balance sheet comprise cash at banks and on hand and short-term deposits with an original maturity of three months or less, which are subject to an insignificant risk of changes in value.

For the purpose of the statement of cash flows, cash and cash equivalents consist of cash and short-term deposits, as defined above.

aa. **Cash dividend**

The Company recognises a liability to make cash distributions to equity holders of the Company when the distribution is authorised and the distribution is no longer at the discretion of the Company. Final dividends on shares are recorded as a liability on the date of approval by the shareholders and interim dividends are recorded as a liability on the date of declaration by the Company's Board of Directors.

bb. **Foreign currencies**

Transactions in foreign currencies are initially recorded by the Group's entities at their respective functional currency spot rates at the date the transaction first qualifies for recognition. However, for practical reasons, the group uses an average rate if the average approximates the actual rate at the date of the transaction.

Monetary assets and liabilities denominated in foreign currencies are translated at the functional currency spot rates of exchange at the reporting date.

Exchange differences arising on settlement or translation of monetary items are recognised in profit or loss with the exception of the following:

- Exchange differences arising on monetary items that forms part of a reporting entity's net investment in a foreign operation are recognised in profit or loss in the separate financial statements of the reporting entity or the individual financial statements of the foreign operation, as appropriate. In the financial statements that include the foreign operation and the reporting entity (e.g., consolidated financial statements when the foreign operation is a subsidiary), such exchange differences are recognised initially in OCI. These exchange differences are reclassified from equity to profit or loss on disposal of the net investment.
- Exchange differences arising on monetary items that are designated as part of the hedge of the Group's net investment of a foreign operation. These are recognised in OCI until the net investment is disposed of, at which time, the cumulative amount is reclassified to profit or loss.
- Tax charges and credits attributable to exchange differences on those monetary items are also recorded in OCI.

Group companies:

On consolidation, the assets and liabilities of foreign operations are translated into Indian Rupees at the rate of exchange prevailing at the reporting date and their statements of profit or loss are translated at exchange rates prevailing at the dates of the transactions. For practical reasons, the Group uses an average rate to translate income and expense items, if the average rate approximates the exchange rates at the dates of the transactions. The exchange differences arising on translation for consolidation are recognised in OCI. On disposal of a foreign operation, the component of OCI relating to that particular foreign operation is recognised in the consolidated statement of profit and loss.

Any goodwill arising in the acquisition / business combination of a foreign operation on or after April 01, 2015 and any fair value adjustments to the carrying amounts of assets and liabilities arising on the acquisition are treated as assets and liabilities of the foreign operation and translated at the spot rate of exchange at the reporting date.

Notes to the consolidated financial statements for the year ended March 31, 2017

Any goodwill or fair value adjustments arising in business combinations / acquisitions, which occurred before the date of transition to Ind AS (April 01, 2015), are treated as assets and liabilities of the entity rather than as assets and liabilities of the foreign operation. Therefore, those assets and liabilities are non-monetary items already expressed in the functional currency of the parent and no further translation differences occur.

Cumulative currency translation differences for all foreign operations are deemed to be zero at the date of transition, viz., April 01, 2015. Gain or loss on a subsequent disposal of any foreign operation excludes translation differences that arose before the date of transition but includes only translation differences arising after the transition date.

cc. Exceptional items

An item of income or expense which its size, type or incidence requires disclosure in order to improve an understanding of the performance of the Group is treated as an exceptional item and the same is disclosed in the consolidated financial statements.

dd. Treasury shares

The Company has created a Staff welfare Trust ('SWT') for providing staff welfare to its employees. The Company treats SWT as its extension and shares held by SWT are treated as treasury shares. Own equity instruments that are reacquired (treasury shares) are recognised at cost and deducted from equity. No gain or loss is recognised in profit or loss on the purchase, sale, issue or cancellation of the Company's own equity instruments. Any difference between the carrying amount and the consideration, if reissued, is recognised in capital reserve.

ee. Corporate social responsibility ('CSR') expenditure

The Group charges its CSR expenditure during the year to the consolidated statement of profit and loss.

Notes to the consolidated financial statements for the year ended March 31, 2017

2.4. The entities consolidated in the consolidated financial statements are listed below:

Sl. No.	Name of the entity	Country of incorporation	Relationship as at March 31, 2017	Percentage of effective ownership interest held (directly and indirectly) as at			Percentage of voting rights held as at			Net Assets, i.e. total assets minus total liabilities*			Share in total comprehensive income*				
				March 31, 2017	March 31, 2016	April 01, 2015	March 31, 2017	March 31, 2016	April 01, 2015	As % of consolidated net assets	As % of consolidated net assets	As % of consolidated net assets	March 31, 2017	March 31, 2016	As % of total comprehensive income	As % of total comprehensive income	
Parent																	
1	GMR Infrastructure Limited (GIL)	India	Holding Company														
Subsidiaries																	
Indian																	
2	GMR Energy Trading Ltd (GETL)	India	Subsidiary 1	90.83%	98.59%	98.59%	100.00%	100.00%	100.00%	17.21%	6,51,720	26.67%	10,16,783	42.04%	(3,68,494)	37.40%	(1,72,075)
3	GMR Power Corporation Limited (GPCL)	India	Subsidiary 2	51.00%	47.23%	47.23%	51.00%	51.00%	51.00%	0.17%	63.03	0.15%	58.62	-0.05%	4.41	-0.39%	17.81
4	GMR Coastal Energy Private Limited (GCEPL)	India	Subsidiary 2	100.00%	92.60%	92.60%	100.00%	100.00%	100.00%	0.71%	269.13	1.67%	635.33	4.19%	(366.92)	-0.44%	20.10
5	GMR Londa Hydropower Private Limited (GLHPPL)	India	Subsidiary 2	100.00%	92.60%	92.60%	100.00%	100.00%	100.00%	0.00%	(0.12)	0.00%	0.18	0.00%	(0.15)	0.01%	(0.25)
6	GMR Kakimada Energy Private Limited (GKEPL)	India	Subsidiary 2	100.00%	92.60%	92.60%	100.00%	100.00%	100.00%	-0.01%	(5.00)	0.00%	(0.45)	0.05%	(4.55)	0.06%	(2.77)
7	SIJ Powergen Limited (SIJ)	India	Subsidiary 2	70.00%	64.82%	64.82%	70.00%	70.00%	70.00%	0.00%	(254.43)	-0.06%	(23.91)	0.23%	(20.52)	0.25%	(11.40)
8	GMR Genco Assets Limited (formerly known as Hosur Energy Limited) (GGEAL)	India	Subsidiary 3	100.00%	100.00%	92.60%	100.00%	100.00%	100.00%	-0.01%	(4.68)	0.00%	1.12	0.07%	(5.80)	0.04%	(1.78)
9	GMR Generation Assets Limited (formerly known as GMR Renewable Energy Limited) (GGAL)	India	Subsidiary	100.00%	100.00%	100.00%	100.00%	100.00%	100.00%	16.49%	6,24,406	2.82%	1,07,377	6.34%	(555.52)	1.95%	(89.70)
10	Aravali Transmission Service Company Limited (ATSCCL)	India	Subsidiary 4	-	92.60%	92.60%	-	100.00%	100.00%	0.00%	-	0.05%	20.03	0.00%	(0.30)	0.13%	(5.90)
11	Manu Transmission Service Company Limited (MTSCL)	India	Subsidiary 4	-	92.60%	92.60%	-	100.00%	100.00%	0.00%	-	0.08%	32.03	0.06%	(4.84)	-0.09%	4.34
12	GMR Power Infra Limited (GPL)	India	Subsidiary	100.00%	100.00%	100.00%	100.00%	100.00%	100.00%	-0.01%	(2.23)	0.00%	(0.46)	0.02%	(1.77)	0.05%	(2.26)
13	GMR Highways Limited (GMRHL)	India	Subsidiary 5	100.00%	85.75%	85.75%	100.00%	100.00%	100.00%	2.91%	1,10,142	0.46%	17,714	5.54%	(485.30)	4.17%	(19,196)
14	GMR Tamarang Tindivanam Expressways Limited (GTTEPL)	India	Subsidiary 5	86.77%	85.75%	85.75%	100.00%	100.00%	100.00%	0.55%	208.53	0.49%	186.27	-0.25%	21.94	-0.73%	33.72
15	GMR Tuni Anakapalli Expressways Limited (GTAEPL)	India	Subsidiary 5	86.77%	85.75%	85.75%	100.00%	100.00%	100.00%	0.28%	106.60	0.23%	86.20	-0.23%	20.11	-0.38%	17.34
16	GMR Ambala Chandigarh Expressways Private Limited (GACEPL)	India	Subsidiary	100.00%	100.00%	100.00%	100.00%	100.00%	100.00%	-0.10%	(36.51)	0.02%	6.26	0.49%	(42.77)	0.97%	(44.57)
17	GMR Pochanpalli Expressways Limited (GPEL)	India	Subsidiary	100.00%	100.00%	100.00%	100.00%	100.00%	100.00%	0.59%	207.18	0.50%	189.66	-0.20%	17.52	-0.53%	24.20
18	GMR Hyderabad Vijayawada Expressways Private Limited (GHVEPL)	India	Subsidiary	90.00%	90.00%	90.00%	90.00%	90.00%	90.00%	-0.39%	(146.18)	0.00%	(1.53)	1.99%	(174.52)	3.64%	(167.42)
19	GMR Chennai Outer Ring Road Private Limited (GCOORPL)	India	Subsidiary	90.00%	90.00%	90.00%	90.00%	90.00%	90.00%	0.28%	106.15	0.31%	117.12	0.13%	(10.97)	-0.14%	6.46
20	GMR Kishangarh Udaipur Ahmedabad Expressways Limited (GKUAEPL)	India	Subsidiary	100.00%	100.00%	100.00%	100.00%	100.00%	100.00%	0.35%	131.25	1.57%	598.72	5.34%	(468.02)	0.28%	(12.90)
21	GMR Highways Projects Private Limited (GHPPL)	India	Subsidiary	100.00%	100.00%	100.00%	100.00%	100.00%	100.00%	0.00%	0.00	0.00%	0.00	0.00%	0.00	0.00%	0.00
22	GMR Hyderabad International Airport Limited (GHIAL)	India	Subsidiary	63.00%	63.00%	63.00%	63.00%	63.00%	63.00%	1.81%	685.99	0.66%	251.65	-4.96%	434.34	-0.13%	6.16
23	Gateways for India Airports Private Limited (GFIAL)	India	Subsidiary	86.49%	86.49%	86.49%	86.49%	86.49%	86.49%	0.01%	2.34	0.01%	2.21	0.00%	0.13	0.00%	0.10
24	Hyderabad Menzies Air Cargo Private Limited (HMACPL)	India	Subsidiary	32.13%	32.13%	32.13%	51.00%	51.00%	51.00%	0.23%	87.92	0.18%	70.31	-0.24%	20.95	-0.53%	24.30
25	Hyderabad Airport Security Services Limited (HASSL)	India	Subsidiary	63.00%	63.00%	63.00%	100.00%	100.00%	100.00%	0.03%	13.21	0.03%	13.19	0.00%	0.02	0.00%	0.17
26	GMR Aerostructure Services Limited (GASL) (Formerly known as GMR Hyderabad Airport Resource Management Limited (GHARML))	India	Subsidiary 6	100.00%	63.00%	63.00%	100.00%	100.00%	100.00%	0.00%	(0.02)	0.00%	(0.01)	0.00%	(0.01)	0.00%	0.00
27	GMR Hyderabad Aerropolis Limited (HAPL)	India	Subsidiary	63.00%	63.00%	63.00%	100.00%	100.00%	100.00%	0.14%	53.87	0.08%	30.40	0.00%	(0.40)	0.05%	(2.25)
28	GMR Hyderabad Aviation SEZ Limited (GHASL)	India	Subsidiary	63.00%	63.00%	63.00%	100.00%	100.00%	100.00%	0.16%	59.52	0.17%	64.71	0.06%	(5.19)	-0.05%	2.41

Notes to the consolidated financial statements for the year ended March 31, 2017

Sl. No.	Name of the entity	Country of incorporation	Relationship as at March 31, 2017	Percentage of effective ownership interest held (directly and indirectly) as at			Percentage of voting rights held as at			Net Assets, i.e. total assets minus total liabilities*				Share in total comprehensive income*		
				March 31, 2016	April 01, 2015	March 31, 2017	March 31, 2016	March 31, 2016	March 31, 2016	March 31, 2016	March 31, 2016	March 31, 2017	March 31, 2017	March 31, 2016	March 31, 2016	
				As % of conso- lidated net assets	As % of conso- lidated net assets	As % of conso- lidated net assets	As % of conso- lidated net assets	As % of conso- lidated net assets	As % of conso- lidated net assets	As % of conso- lidated net assets	As % of conso- lidated net assets	As % of conso- lidated net assets	As % of conso- lidated net assets	As % of conso- lidated net assets	As % of conso- lidated net assets	As % of conso- lidated net assets
29	GMR Hyderabad Multiproduct SEZ Limited (GHMSL)	India	Subsidiary ⁸	63.00%	63.00%	63.00%	100.00%	100.00%	100.00%	0.00%	-	0.00%	0.00%	0.00%	0.00%	0.00
30	GMR Aerospace Engineering Limited (GAEL)	India	Subsidiary	63.00%	63.00%	63.00%	100.00%	100.00%	100.00%	0.79%	297.42	0.03%	0.03%	(2.94)	-0.20%	9.12
31	GMR Aero Technic Limited (GATL)	India	Subsidiary	63.00%	63.00%	63.00%	100.00%	100.00%	100.00%	-0.46%	(173.46)	0.45%	0.45%	(39.11)	1.59%	(73.33)
32	Hyderabad Duty Free Retail Limited (HDFRL)	India	Subsidiary ⁹	63.00%	63.00%	63.00%	100.00%	100.00%	100.00%	0.00%	-	0.07%	0.00%	-	-0.16%	7.25
33	GMR Airport Developers Limited (GADL)	India	Subsidiary	100.00%	100.00%	100.00%	100.00%	100.00%	100.00%	0.13%	48.61	0.12%	0.12%	45.31	-0.04%	10.99
34	GMR Airport Handling Services Company Limited (GAHSC)	India	Subsidiary ⁸	63.00%	63.00%	63.00%	100.00%	100.00%	100.00%	0.00%	-	0.00%	0.00%	0.00	0.00%	0.00
35	GMR Hospitality and Retail Limited (GHR) (Formerly known as GMR Hotels and Resorts Limited)	India	Subsidiary	63.00%	63.00%	63.00%	100.00%	100.00%	100.00%	-0.04%	(16.88)	0.03%	0.03%	(2.98)	0.42%	(19.35)
36	GMR Hyderabad Airport Power Distribution Limited (GHAPDL)	India	Subsidiary	63.00%	63.00%	63.00%	100.00%	100.00%	100.00%	0.00%	0.03	0.00%	0.00%	0.03	0.00%	0.00
37	Delhi International Airport Limited (formerly known as Delhi International Airport Private Limited (DIAL))	India	Subsidiary	64.00%	54.00%	54.00%	64.00%	54.00%	54.00%	795%	3,008.65	6.40%	6.40%	2,440.26	-6.49%	504.35
38	Delhi Aerropolis Private Limited (DAPL)	India	Subsidiary	64.00%	54.00%	54.00%	100.00%	100.00%	100.00%	0.00%	(0.06)	0.00%	0.00%	(0.05)	0.00%	0.00
39	Delhi Airport Parking Services Private Limited (DAPSL)	India	Subsidiary ⁷	72.04%	72.04%	67.05%	90.00%	90.00%	90.00%	0.24%	92.44	0.23%	0.23%	87.25	-0.12%	10.09
40	GMR Airports Limited (GAL)	India	Subsidiary	100.00%	100.00%	100.00%	100.00%	100.00%	100.00%	5.52%	2,089.85	5.39%	5.39%	2,055.99	-0.39%	33.86
41	GMR Aviation Private Limited (GAPL)	India	Subsidiary	100.00%	100.00%	100.00%	100.00%	100.00%	100.00%	0.38%	144.09	-0.03%	0.03%	(10.51)	0.50%	(22.82)
42	GMR Krishnagiri SEZ Limited (GKSEZ)	India	Subsidiary	100.00%	100.00%	100.00%	100.00%	100.00%	100.00%	0.32%	120.88	0.32%	0.32%	123.25	0.01%	(0.41)
43	Advika Properties Private Limited (APPL)	India	Subsidiary	100.00%	100.00%	100.00%	100.00%	100.00%	100.00%	0.00%	0.93	0.00%	0.00%	0.95	0.00%	0.00
44	Aklima Properties Private Limited (AKPPL)	India	Subsidiary	100.00%	100.00%	100.00%	100.00%	100.00%	100.00%	0.92	0.92	0.00%	0.00%	0.94	0.00%	0.00
45	Amartya Properties Private Limited (AMPPL)	India	Subsidiary	100.00%	100.00%	100.00%	100.00%	100.00%	100.00%	1.09	1.09	0.00%	0.00%	1.11	0.00%	(0.03)
46	Baruni Properties Private Limited (BPPL)	India	Subsidiary	100.00%	100.00%	100.00%	100.00%	100.00%	100.00%	1.75	1.75	0.00%	0.00%	1.76	0.00%	0.00
47	Bougainvillea Properties Private Limited (BOPPL)	India	Subsidiary	100.00%	100.00%	100.00%	100.00%	100.00%	100.00%	1.75	1.75	0.00%	0.00%	1.76	0.00%	0.00
48	Camelia Properties Private Limited (CPPL)	India	Subsidiary	100.00%	100.00%	100.00%	100.00%	100.00%	100.00%	0.46	0.46	0.00%	0.00%	0.48	0.00%	0.00
49	Deepesh Properties Private Limited (DPPL)	India	Subsidiary	100.00%	100.00%	100.00%	100.00%	100.00%	100.00%	2.74	2.74	0.01%	0.01%	2.78	0.00%	0.00
50	Eila Properties Private Limited (EPL)	India	Subsidiary	100.00%	100.00%	100.00%	100.00%	100.00%	100.00%	0.93	0.93	0.00%	0.00%	0.94	0.00%	0.01
51	Gerbera Properties Private Limited (GPL)	India	Subsidiary	100.00%	100.00%	100.00%	100.00%	100.00%	100.00%	0.63	0.63	0.00%	0.00%	0.65	0.00%	0.01
52	Lakshmi Priya Properties Private Limited (LPPPL)	India	Subsidiary	100.00%	100.00%	100.00%	100.00%	100.00%	100.00%	0.93	0.93	0.00%	0.00%	0.94	0.00%	(0.01)
53	Honeysuckle Properties Private Limited (HPPL)	India	Subsidiary	100.00%	100.00%	100.00%	100.00%	100.00%	100.00%	1.25	1.25	0.00%	0.00%	1.27	0.00%	0.00
54	Idika Properties Private Limited (IPPL)	India	Subsidiary	100.00%	100.00%	100.00%	100.00%	100.00%	100.00%	0.93	0.93	0.00%	0.00%	0.95	0.00%	0.00
55	Krishnapriya Properties Private Limited (KPPL)	India	Subsidiary	100.00%	100.00%	100.00%	100.00%	100.00%	100.00%	0.87	0.87	0.00%	0.00%	0.90	0.00%	0.00
56	Larkspur Properties Private Limited (LAPPL)	India	Subsidiary	100.00%	100.00%	100.00%	100.00%	100.00%	100.00%	1.53	1.53	0.00%	0.00%	1.50	0.00%	(0.02)
57	Nadira Properties Private Limited (NPPL)	India	Subsidiary	100.00%	100.00%	100.00%	100.00%	100.00%	100.00%	1.15	1.15	0.00%	0.00%	0.89	0.00%	(0.02)
58	Padmapriya Properties Private Limited (PAPPL)	India	Subsidiary	100.00%	100.00%	100.00%	100.00%	100.00%	100.00%	0.48	0.48	0.00%	0.00%	1.40	0.01%	(0.91)
59	Prakalpa Properties Private Limited (PPPL)	India	Subsidiary	100.00%	100.00%	100.00%	100.00%	100.00%	100.00%	0.81	0.81	0.00%	0.00%	0.77	0.00%	0.04
60	Purnachandra Properties Private Limited (PUPPL)	India	Subsidiary	100.00%	100.00%	100.00%	100.00%	100.00%	100.00%	0.82	0.82	0.00%	0.00%	0.85	0.00%	0.00
61	Shreyaditya Properties Private Limited (SPPL)	India	Subsidiary	100.00%	100.00%	100.00%	100.00%	100.00%	100.00%	0.89	0.89	0.00%	0.00%	0.92	0.00%	0.01
62	Pranesh Properties Private Limited (PRPPL)	India	Subsidiary	100.00%	100.00%	100.00%	100.00%	100.00%	100.00%	0.90	0.90	0.00%	0.00%	0.92	0.00%	(0.01)

Notes to the consolidated financial statements for the year ended March 31, 2017

Sl. No.	Name of the entity	Country of incorporation	Relationship as at March 31, 2017	Percentage of effective ownership interest held (directly and indirectly) as at			Percentage of voting rights held as at			Net Assets, i.e. total assets minus total liabilities*			Share in total comprehensive income*		
				March 31, 2017	March 31, 2016	April 01, 2015	March 31, 2017	March 31, 2016	April 01, 2015	March 31, 2017		March 31, 2016			
										As % of consolidated net assets	₹ in crore	As % of consolidated net assets	₹ in crore	As % of total comprehensive income	₹ in crore
63	Sreepa Properties Private Limited (SRPPL)	India	Subsidiary	100.00%	100.00%	100.00%	100.00%	100.00%	100.00%	0.99	1.03	0.00%	0.00%	0.00%	(0.02)
64	Radhapriya Properties Private Limited (RPPL)	India	Subsidiary	100.00%	100.00%	100.00%	100.00%	100.00%	100.00%	0.91	0.95	0.00%	0.00%	0.00%	(0.01)
65	Asteria Real Estates Private Limited (AREPL)	India	Subsidiary	100.00%	100.00%	100.00%	100.00%	100.00%	100.00%	(0.04)	(0.02)	0.00%	0.00%	0.00%	0.00
66	Lantana Properties Private Limited (Formerly GMR Hosur Industrial City Private Limited) (GHICL)	India	Subsidiary	100.00%	100.00%	100.00%	100.00%	100.00%	100.00%	(0.46)	(0.03)	0.00%	0.00%	0.00%	0.00
67	Namitha Real Estates Private Limited (NREPL)	India	Subsidiary	100.00%	100.00%	100.00%	100.00%	100.00%	100.00%	(1.24)	(1.12)	0.00%	0.00%	0.00%	(0.04)
68	Honey Flower Estates Private Limited (HFEPL)	India	Subsidiary	100.00%	100.00%	100.00%	100.00%	100.00%	100.00%	34.28	32.06	0.08%	-0.03%	0.00%	(0.22)
69	GMR Hosur EMC Private Limited (GHEMCPL)	India	Subsidiary	100.00%	100.00%	100.00%	100.00%	100.00%	100.00%	0.57	0.58	0.00%	0.00%	0.01%	(0.26)
70	GMR SEZ and Port Holdings Limited (formerly known as GMR SEZ and Port Holdings Private Limited) (GSPHPL)	India	Subsidiary	100.00%	100.00%	100.00%	100.00%	100.00%	100.00%	359.60	256.76	0.67%	0.04%	0.10%	(4.54)
71	East Godavari Power Distribution Company Private Limited (EGDPCPL)	India	Subsidiary	100.00%	100.00%	100.00%	100.00%	100.00%	100.00%	0.00	0.00	0.00%	0.00%	0.00%	0.00
72	Suzone Properties Private Limited (SUPPL)	India	Subsidiary	100.00%	100.00%	100.00%	100.00%	100.00%	100.00%	(0.53)	(0.03)	0.00%	0.01%	0.00%	(0.02)
73	GMR Utilities Private Limited (GUPL)	India	Subsidiary	100.00%	100.00%	100.00%	100.00%	100.00%	100.00%	0.00	0.01	0.00%	0.00%	0.00%	0.00
74	Lilliam Properties Private Limited (LPPL)	India	Subsidiary	100.00%	100.00%	100.00%	100.00%	100.00%	100.00%	(0.46)	(0.03)	0.00%	0.00%	0.00%	0.00
75	GMR Corporate Affairs Private Limited (GCAPL)	India	Subsidiary	100.00%	100.00%	100.00%	100.00%	100.00%	100.00%	(0.64)	9.47	0.02%	0.12%	0.02%	(0.77)
76	Dhruvi Securities Private Limited (DSP)	India	Subsidiary	100.00%	100.00%	100.00%	100.00%	100.00%	100.00%	342.03	334.02	0.88%	-0.09%	-0.18%	8.36
77	Kakinada SEZ Limited (formerly known as Kakinada SEZ Private Limited) (KSPL)	India	Subsidiary	51.00%	51.00%	51.00%	51.00%	51.00%	51.00%	84.20	89.91	0.24%	0.07%	0.03%	(1.41)
78	GMR Business Process and Services Private Limited (GBSPPL)	India	Subsidiary	100.00%	100.00%	100.00%	100.00%	100.00%	100.00%	(6.94)	(0.56)	0.00%	0.07%	-0.01%	0.26
79	Raxa Security Service Limited (RSSL)	India	Subsidiary	100.00%	100.00%	100.00%	100.00%	100.00%	100.00%	49.94	23.38	0.06%	-0.03%	0.23%	(10.58)
80	GMR SEZ Infra Services Limited (GSISL)	India	Subsidiary ¹⁰	100.00%	-	-	100.00%	-	-	0.04	-	0.00%	0.00%	0.00%	-
81	Kakinada Gateway Port Limited (KGPL)	India	Subsidiary ¹⁰	99.00%	-	-	99.00%	-	-	0.01	-	0.00%	0.00%	0.00%	-
82	GMR Goa International Airport Limited (GIAL)	India	Subsidiary ¹⁰	99.99%	-	-	99.99%	-	-	8.23	-	0.02%	0.01%	0.00%	-
83	GMR Infra Developers Limited (GIDL)	India	Subsidiary ¹⁰	100.00%	-	-	100.00%	-	-	0.00	-	0.00%	0.00%	0.00%	-
84	GMR Energy Limited (GEL)	India	Joint Venture ¹²	51.73%	92.60%	92.60%	51.73%	92.60%	92.60%	-	715.27	1.88%	3.57%	40.55%	(1,865.64)
85	GMR Vemagiri Power Generation Limited (VGPGL)	India	Joint Venture ¹³	51.73%	92.60%	92.60%	51.73%	100.00%	100.00%	-	274.75	0.72%	0.67%	1.42%	(65.24)
86	GMR (Badrinath) Hydro Power Generation Private Limited (GBHPL)	India	Joint Venture ¹³	51.73%	92.60%	92.60%	51.73%	100.00%	100.00%	-	(106.19)	-0.28%	0.17%	0.98%	(45.15)
87	GMR Consulting Services Limited (GCSPL)	India	Joint Venture ¹³	51.21%	91.67%	91.67%	51.21%	99.00%	99.00%	-	2.19	0.01%	0.02%	0.01%	(0.63)
88	GMR Bajajoli Holi Hydropower Private Limited (GBHPL)	India	Joint Venture ¹³	51.73%	92.60%	92.60%	51.73%	100.00%	100.00%	-	345.52	0.91%	0.00%	0.05%	(2.18)
89	GMR Warora Energy Limited (GWEL) (formerly known as EMCO Energy Limited)	India	Joint Venture ¹³	51.73%	92.60%	92.60%	51.73%	100.00%	100.00%	-	(36.41)	-0.10%	-1.45%	5.77%	(265.27)
90	GMR Bundeikhand Energy Private Limited (GBEPL)	India	Joint Venture ¹³	51.73%	92.60%	92.60%	51.73%	100.00%	100.00%	-	(1.99)	-0.01%	0.01%	0.03%	(1.38)
91	GMR Rajam Solar Power Private Limited (GRSPPL) (formerly known as GMR Uttar Pradesh Energy Private Limited)	India	Joint Venture ¹³	51.73%	92.60%	92.60%	51.73%	100.00%	100.00%	-	0.17	0.00%	0.01%	0.00%	(0.03)
92	GMR Maharashtra Energy Limited (GMAEL)	India	Joint Venture ¹³	51.63%	92.60%	92.60%	51.63%	100.00%	100.00%	-	0.59	0.00%	0.00%	0.01%	(0.55)
93	GMR Gujarat Solar Power Limited (GGSPL)	India	Joint Venture ¹³	51.73%	92.60%	92.60%	51.73%	100.00%	100.00%	-	28.36	0.07%	0.14%	0.33%	(15.10)

Notes to the consolidated financial statements for the year ended March 31, 2017

Sl. No.	Name of the entity	Country of incorporation	Relationship as at March 31, 2017	Percentage of effective ownership interest held (directly and indirectly) as at			Percentage of voting rights held as at			Net Assets, i.e. total assets minus total liabilities*				Share in total comprehensive income*	
				March 31, 2017	March 31, 2016	April 01, 2015	March 31, 2017	March 31, 2016	April 01, 2015	As % of consolidated net assets	As % of consolidated net assets	As % of consolidated net assets	As % of total comprehensive income	As % of total comprehensive income	March 31, 2017
94	GMR Indo-Nepal Energy Links Limited (GINELL)	India	Joint Venture ¹³	51.73%	92.60%	92.60%	51.73%	100.00%	100.00%	0.00%	0.07	0.00%	0.01	0.00%	(0.01)
95	GMR Indo-Nepal Power Corridors Limited (GINPCL)	India	Joint Venture ¹³	51.73%	92.60%	92.60%	51.73%	100.00%	100.00%	0.00%	0.10	0.00%	0.01	0.00%	(0.02)
96	GMR Chhattisgarh Energy Limited (GCCEL)	India	Associate ¹⁶	47.62%	92.60%	92.60%	47.62%	100.00%	100.00%	0.00%	2,709.24	21.29%	(1,865.73)	0.44%	(20.21)
97	GMR Rajahmundry Energy Limited (GREL)	India	Associate ¹⁶	45.00%	92.60%	92.60%	45.00%	100.00%	100.00%	0.00%	2,336.68	0.84%	(73.52)	5.21%	(239.78)
	Foreign														
98	Homeland Energy Group Limited (HEGL)	Canada	Subsidiary ¹¹	-	51.60%	51.60%	-	55.72%	100.00%	0.00%	-	0.00%	-	0.00%	-
99	GMR Energy (Cyprus) Limited (GECL)	Cyprus	Subsidiary ²	100.00%	92.97%	92.97%	100.00%	100.00%	100.00%	0.01%	2.66	0.01%	(0.22)	0.01%	(0.26)
100	GMR Energy (Netherlands) BV. (GENBV)	Netherlands	Subsidiary ²	100.00%	92.97%	92.97%	100.00%	100.00%	100.00%	0.71%	267.88	0.72%	(3.89)	0.16%	(7.17)
101	PT Dwikarya Sejahtera Utama. (PTDSU)	Indonesia	Subsidiary ²	100.00%	92.97%	92.97%	100.00%	100.00%	100.00%	0.03%	12.69	0.03%	(0.55)	-0.02%	0.70
102	PT Duta Sarana Internusa (PTDSI)	Indonesia	Subsidiary ²	100.00%	92.97%	92.97%	100.00%	100.00%	100.00%	0.00%	-	0.00%	-	0.00%	-
103	PT Barasentosa Lestari (PTBSL)	Indonesia	Subsidiary ²	100.00%	92.97%	92.97%	100.00%	100.00%	100.00%	0.00%	-	0.00%	-	0.00%	-
104	PT Unsoco (PT)	Indonesia	Subsidiary ²	100.00%	92.97%	92.97%	100.00%	100.00%	100.00%	0.00%	0.60	0.00%	0.61	0.00%	0.03
105	GMR Energy Projects (Mauritius) Limited (GEPML)	Mauritius	Subsidiary	100.00%	100.00%	100.00%	100.00%	100.00%	100.00%	-2.45%	(926.67)	-0.05%	(19.70)	0.40%	(18.58)
106	GMR Infrastructure (Singapore) Pte Limited (GISPL)	Singapore	Subsidiary	100.00%	100.00%	100.00%	100.00%	100.00%	100.00%	6.87%	2,602.69	7.23%	(4.27)	0.05%	0.68
107	GMR Coal Resources Pte Limited (GCRPL)	Singapore	Subsidiary ²	100.00%	92.97%	92.97%	100.00%	100.00%	100.00%	-0.29%	(110.18)	0.41%	(158.82)	3.41%	(156.97)
108	GADL International Limited (GADLIL)	Isle of Man	Subsidiary	100.00%	100.00%	100.00%	100.00%	100.00%	100.00%	-0.06%	(22.12)	-0.07%	(25.48)	0.00%	0.07
109	GADL (Mauritius) Limited (GADLML)	Mauritius	Subsidiary	100.00%	100.00%	100.00%	100.00%	100.00%	100.00%	0.00%	0.26	0.00%	0.43	0.00%	(0.22)
110	GMR Male International Airport Private Limited (GMIAL)	Maldives	Subsidiary	77.00%	77.00%	77.00%	77.00%	77.00%	77.00%	1.84%	696.52	0.40%	152.31	0.87%	(40.16)
111	GMR Male Retail Private Limited (GMRPL)	Maldives	Subsidiary ⁸	-	99.50%	99.50%	-	99.50%	99.50%	0.00%	-	0.00%	-	0.00%	-
112	GMR Airports (Malta) Limited (GMRAML)	Malta	Subsidiary ⁸	-	100.00%	100.00%	-	100.00%	100.00%	0.00%	-	0.00%	-	0.00%	-
113	GMR Airport (Global) Limited (GAGL)	Isle of Man	Subsidiary ⁴	-	100.00%	100.00%	-	100.00%	100.00%	0.00%	17.58	0.00%	-	0.31%	(14.46)
114	GMR Airports (Mauritius) Limited (GAML)	Mauritius	Subsidiary	100.00%	100.00%	100.00%	100.00%	100.00%	100.00%	0.01%	3.63	-0.01%	(4.92)	-0.10%	8.76
115	GMR Infrastructure (Mauritius) Limited (GIML)	Mauritius	Subsidiary	100.00%	100.00%	100.00%	100.00%	100.00%	100.00%	5.01%	1,896.45	5.03%	1,917.69	1.02%	(46.92)
116	GMR Infrastructure (Cyprus) Limited (GICL)	Cyprus	Subsidiary	100.00%	100.00%	100.00%	100.00%	100.00%	100.00%	-0.07%	(25.47)	2.12%	806.62	9.66%	(72.17)
117	GMR Infrastructure Overseas Limited (formerly known as GMR Infrastructure Overseas (Malta) Limited) (GIOSL)	Malta	Subsidiary	100.00%	100.00%	100.00%	100.00%	100.00%	100.00%	1.77%	668.68	1.80%	684.59	0.02%	(1.09)
118	GMR Infrastructure (UK) Limited (GIUL)	United Kingdom	Subsidiary	100.00%	100.00%	100.00%	100.00%	100.00%	100.00%	0.01%	2.90	0.02%	8.38	0.09%	(22.90)
119	GMR Infrastructure (Global) Limited (GIGL)	Isle of Man	Subsidiary	100.00%	100.00%	100.00%	100.00%	100.00%	100.00%	2.54%	960.05	2.56%	977.24	0.00%	(0.21)
120	GMR Energy (Global) Limited (GEGGL)	Isle of Man	Subsidiary	100.00%	100.00%	100.00%	100.00%	100.00%	100.00%	0.00%	0.05	0.00%	0.18	0.00%	(0.18)
121	Indo Tausch Trading DMCC (Indo Tausch)	United Arab Emirates	Subsidiary ⁹	100.00%	100.00%	100.00%	100.00%	100.00%	100.00%	0.00%	1.62	0.00%	-	0.00%	-
122	GMR Infrastructure (Overseas) Limited (GIOL)	Mauritius	Subsidiary	100.00%	100.00%	100.00%	100.00%	100.00%	100.00%	1.48%	558.91	-0.01%	(2.78)	0.06%	(2.65)
123	GMR Energy (Mauritius) Limited (GEML)	Mauritius	Joint Venture ¹³	54.14%	92.97%	92.97%	54.14%	100.00%	100.00%	0.00%	-	-0.04%	(16.68)	0.00%	0.13
124	GMR Lion Energy Limited (GLEL)	Mauritius	Joint Venture ¹³	54.14%	92.97%	92.97%	54.14%	100.00%	100.00%	0.00%	-	0.16%	60.32	0.00%	(0.90)
125	Himal Hydro Power Company Private Limited (HHPPL)	Nepal	Joint Venture ¹³	42.42%	75.93%	75.93%	42.42%	82.00%	82.00%	0.00%	-	0.07%	28.55	0.00%	(0.04)
126	GMR Upper Karnali Hydropower Limited (GUKPL)	Nepal	Joint Venture ¹³	39.52%	67.87%	67.87%	39.52%	73.00%	73.00%	0.00%	-	0.11%	41.26	0.04%	(2.02)

Notes to the consolidated financial statements for the year ended March 31, 2017

Sl. No.	Name of the entity	Country of Incorporation	Relationship as at March 31, 2017	Percentage of effective ownership interest held (directly and indirectly) as at			Percentage of voting rights held as at			Net Assets, i.e. total assets minus total liabilities*				Share in total comprehensive income*		
				March 31, 2017	March 31, 2016	April 01, 2015	March 31, 2017	March 31, 2016	April 01, 2015	March 31, 2017		March 31, 2016		As % of total comprehensive income	As % of total comprehensive income	
										As % of consolidated net assets	₹ in crore	As % of consolidated net assets	₹ in crore			₹ in crore
127	Karnali Transmission Company Private Limited (KTPL)	Nepal	Joint Venture ¹³	54.14%	100.00%	100.00%	54.14%	100.00%	100.00%	0.00%	2.73	0.01%	0.00%	(0.01)	0.00%	(0.01)
128	Marsyangdi Transmission Company Private Limited (MTPL)	Nepal	Joint Venture ¹³	54.14%	100.00%	100.00%	54.14%	100.00%	100.00%	0.00%	2.75	0.01%	0.00%	(0.01)	0.00%	(0.01)
Joint ventures (investment as per equity method)																
129	GMR Kamalanga Energy Limited (GKEL)	India	Joint Venture ¹⁴	45.22%	79.63%	85.99%	45.22%	85.99%	85.99%	0.00%	790.90	2.07%	1.74%	(152.89)	4.19%	(192.82)
130	GMR Energy Limited	India	Joint Venture ¹²	51.73%	92.60%	92.60%	51.73%	92.60%	92.60%	8.75%	3,314.20	0.00%	1.62%	(141.97)	0.00%	-
131	Rampia Coal Mine and Energy Private Limited (RCMEPL)	India	Joint Venture ¹⁴	9.00%	16.10%	17.39%	9.00%	17.39%	17.39%	0.00%	2.54	0.01%	0.00%	-	0.00%	0.02
132	Delhi Duty Free Services Private Limited (DDFS)	India	Joint Venture ²	48.97%	43.98%	66.93%	66.93%	66.93%	66.93%	0.61%	232.47	0.55%	-0.69%	60.34	-1.21%	55.53
133	Asia Pacific Flight Training Academy Limited (APFT)	India	Joint Venture	25.23%	25.23%	40.04%	40.00%	40.04%	40.04%	0.00%	-	0.00%	0.01%	(0.92)	0.01%	(0.55)
134	Laqshya Hyderabad Airport Media Private Limited (Laqshya)	India	Joint Venture	30.87%	30.87%	49.00%	49.00%	49.00%	49.00%	0.03%	10.45	0.02%	-0.05%	4.07	-0.05%	2.16
135	Delhi Aviation Services Private Limited (DASPL)	India	Joint Venture	32.00%	27.00%	50.00%	50.00%	50.00%	50.00%	0.05%	19.65	0.05%	-0.03%	2.73	-0.06%	2.75
136	Travel Food Services (Delhi Terminal 3) Private Limited (TFS)	India	Joint Venture ⁷	25.60%	25.60%	40.00%	40.00%	40.00%	40.00%	0.01%	3.70	0.00%	0.00%	0.17	-0.02%	1.13
137	Delhi Aviation Fuel Facility Private Limited (DAFF)	India	Joint Venture ⁷	16.64%	16.64%	26.00%	26.00%	26.00%	26.00%	0.13%	50.84	0.15%	-0.10%	8.40	-0.02%	1.03
138	Celebi Delhi Cargo Terminal Management India Private Limited (CDCTM)	India	Joint Venture ⁷	16.64%	16.64%	26.00%	26.00%	26.00%	26.00%	0.13%	48.77	0.12%	-0.03%	2.48	-0.07%	3.10
139	Wipro Airport IT Services Limited (WAISL)	India	Joint Venture ⁷	16.64%	16.64%	26.00%	26.00%	26.00%	26.00%	0.01%	3.46	0.01%	-0.01%	1.00	0.00%	0.12
140	TIM Delhi Airport Advertising Private Limited (TIM)	India	Joint Venture ⁷	31.94%	26.95%	49.90%	49.90%	49.90%	49.90%	0.09%	33.10	0.08%	-0.14%	12.21	-0.12%	5.49
141	GMR Mining & Energy Private Limited (GMEL)	India	Joint Venture ¹⁷	68.57%	87.41%	100.00%	100.00%	100.00%	100.00%	0.00%	(0.72)	0.00%	0.00%	-	0.01%	(0.24)
Foreign																
142	GMR Megawide Cebu Airport Corporation (GMCAC)	Philippines	Joint Venture	40.00%	40.00%	40.00%	40.00%	40.00%	40.00%	0.94%	355.73	0.83%	-0.58%	51.16	-0.62%	28.31
143	Limak GMR Construction JV (CJV)	Turkey	Joint Venture	50.00%	50.00%	50.00%	50.00%	50.00%	50.00%	0.00%	-	0.00%	0.00%	-	0.00%	-
144	Megawide GISPL Construction Joint Venture (MGCJV)	Philippines	Joint Venture ⁹	50.00%	50.00%	50.00%	50.00%	50.00%	50.00%	0.04%	14.60	0.09%	-0.18%	16.08	-0.09%	4.14
145	PT Golden Energy Mines Tbk (PTGEMS)	Indonesia	Joint Venture ¹⁵	30.00%	27.89%	30.00%	30.00%	30.00%	30.00%	8.58%	3,249.19	8.32%	-0.78%	3,172.42	-0.11%	4.91
146	PT Roundhill Capital Indonesia (RCI)	Indonesia	Joint Venture ¹⁵	29.70%	27.62%	29.70%	29.70%	29.70%	29.70%	0.00%	-	0.00%	0.00%	-	0.00%	-
147	PT Borneo Indobara (BIB)	Indonesia	Joint Venture ¹⁵	29.43%	27.36%	29.43%	29.43%	29.43%	29.43%	0.00%	-	0.00%	0.00%	-	0.00%	-
148	PT Kuansing Inti Wakmur (KIM)	Indonesia	Joint Venture ¹⁵	30.00%	27.89%	30.00%	30.00%	30.00%	30.00%	0.00%	-	0.00%	0.00%	-	0.00%	-
149	PT Karya Cemerlang Persada (KCP)	Indonesia	Joint Venture ¹⁵	30.00%	27.89%	30.00%	30.00%	30.00%	30.00%	0.00%	-	0.00%	0.00%	-	0.00%	-
150	PT Bungo Bara Utama (BBU)	Indonesia	Joint Venture ¹⁵	30.00%	27.89%	30.00%	30.00%	30.00%	30.00%	0.00%	-	0.00%	0.00%	-	0.00%	-
151	PT Bara Harmonis Batang Asam (BHBA)	Indonesia	Joint Venture ¹⁵	30.00%	27.89%	30.00%	30.00%	30.00%	30.00%	0.00%	-	0.00%	0.00%	-	0.00%	-
152	PT Berkat Nusantara Permai (BNP)	Indonesia	Joint Venture ¹⁵	30.00%	27.89%	30.00%	30.00%	30.00%	30.00%	0.00%	-	0.00%	0.00%	-	0.00%	-
153	PT Tanjung Beil Bara Utama (TBBU)	Indonesia	Joint Venture ¹⁵	30.00%	27.89%	30.00%	30.00%	30.00%	30.00%	0.00%	-	0.00%	0.00%	-	0.00%	-
154	PT Trisula Kencana Sakti (TKS)	Indonesia	Joint Venture ¹⁵	19.52%	19.52%	21.00%	21.00%	21.00%	21.00%	0.00%	-	0.00%	0.00%	-	0.00%	-
155	PT Era Mitra Selaras (EMS)	Indonesia	Joint Venture ¹⁵	30.00%	0.00%	0.00%	30.00%	0.00%	0.00%	0.00%	-	0.00%	0.00%	-	0.00%	-
156	PT Wahana Rimba (WRL)	Indonesia	Joint Venture ¹⁵	30.00%	0.00%	0.00%	30.00%	0.00%	0.00%	0.00%	-	0.00%	0.00%	-	0.00%	-
157	PT Berkat Satria Abadi (BSA)	Indonesia	Joint Venture ¹⁵	30.00%	0.00%	0.00%	30.00%	0.00%	0.00%	0.00%	-	0.00%	0.00%	-	0.00%	-

Notes to the consolidated financial statements for the year ended March 31, 2017

Sl. No.	Name of the entity	Country of incorporation	Relationship as at March 31, 2017	Percentage of effective ownership interest held (directly and indirectly) as at				Percentage of voting rights held as at				Net Assets, i.e. total assets minus total liabilities*				Share in total comprehensive income*			
				March 31, 2017		April 01, 2015		March 31, 2017		April 01, 2015		March 31, 2017		March 31, 2016		March 31, 2017		March 31, 2016	
				March 31, 2017	April 01, 2015	March 31, 2017	April 01, 2015	March 31, 2017	April 01, 2015	As % of consolidated net assets	₹ in crore	As % of total comprehensive income	₹ in crore	As % of total comprehensive income	₹ in crore	As % of total comprehensive income	₹ in crore	As % of total comprehensive income	
158	GEMS Trading Resources Pre Limited (GEMSCR) (Formerly known as GEMS Coal Resources Pre Limited)	Singapore	Joint Venture ¹⁵	30.00%	27.89%	30.00%	27.89%	30.00%	30.00%	30.00%	30.00%	0.00%	-	0.00%	-	0.00%	-		
159	PT Karya Mining Solution (KMS) (Formerly known as PT Bumi Anugerah Semesta) (BAS)	Indonesia	Joint Venture ¹⁵	30.00%	27.89%	30.00%	27.89%	30.00%	30.00%	30.00%	0.00%	-	0.00%	-	0.00%	-			
160	PT GEMS Energy Indonesia (PTGEL)	Indonesia	Joint Venture ⁹	30.00%	27.89%	30.00%	27.89%	30.00%	30.00%	30.00%	0.00%	-	0.00%	-	0.00%	-			
161	Shanghai Jingguang Energy Co Ltd (SJIECL)	China	Joint Venture ⁹	30.00%	27.89%	30.00%	27.89%	30.00%	30.00%	30.00%	0.00%	-	0.00%	-	0.00%	-			
	Associates																		
162	GMR Chhattisgarh Energy Limited (GCEL)	India	Associate ¹⁶	47.62%	92.60%	47.62%	92.60%	100.00%	100.00%	100.00%	100.00%	5.36%	2,029.39	1.38%	(120.83)	0.00%	-		
163	GMR Rajahmundry Energy Limited (GREL)	India	Associate ¹⁶	45.00%	92.60%	45.00%	92.60%	100.00%	100.00%	100.00%	100.00%	0.00%	-	2.09%	(183.39)	0.00%	-		
164	Jadcherla Expressways Private Limited (JEPL)	India	Associate ⁴	-	25.98%	-	25.98%	26.00%	26.00%	26.00%	26.00%	0.00%	-	0.00%	-	0.00%	-		
165	Ulundurpet Expressways Private Limited (UEPL)	India	Associate ⁴	-	25.97%	-	25.97%	26.00%	26.00%	26.00%	26.00%	0.00%	-	0.00%	-	0.00%	-		
166	GMR OSE Hungund Hospet Highways Private Limited (GOSEHHPL)	India	Associate ¹⁸	36.00%	51.00%	36.00%	51.00%	36.00%	36.00%	36.00%	36.00%	0.00%	-	0.00%	-	0.00%	-		
167	East Delhi Waste Processing Company Private Limited (EDWPCPL)	India	Investment ²⁰	31.35%	26.45%	48.99%	31.35%	48.99%	48.99%	48.99%	48.99%	0.00%	-	0.00%	-	0.00%	-		
	Sub Total											100.00%	37,86,796	100.00%	38,124.17	100.00%	(4,600.49)		
	Add/Less: Non controlling interests in all subsidiaries												(1,73,55)		(1,259.48)		36.78		
	Consolidation adjustments/eliminations**												(28,793.37)		(30,614.36)		1,883.92		
	Total												7,361.04		6,250.33		(2,679.79)		

* The figures have been considered from the respective standalone financial statements and the consolidated net asset figure has been arrived at after consolidation adjustments/eliminations.

** Consolidation adjustments/eliminations include inter company eliminations and consolidation adjustments.

The reporting dates of the subsidiaries, joint ventures and associates coincide with that of the parent Company except in case of GADLIL (refer Sl. No. 108), GMIAL (refer Sl. No. 110) and Indo Tausch (refer Sl. No. 121). PTGEMS and its subsidiaries and joint ventures (refer Sl. No. 145 to 161 above), GMAC (refer Sl. No. 142 above) and MGCV (refer Sl. No. 144), whose financial statements for the year ended on and as at December 31, 2016 were considered for the purpose of consolidated financial statements of the Group. The amounts for net assets / (liabilities) and net profit / (loss) of PTDSU and its subsidiaries (refer Sl. No. 101 to 103 above) and PTGEMS and its subsidiaries and joint ventures have been presented on a consolidated basis. Further GEL and its subsidiaries / joint ventures post it ceased to be a subsidiaries on November 04, 2016 has been presented on a consolidated basis.

The financial statements of other subsidiaries / joint ventures / associates have been drawn up to the same reporting date as of the Company, i.e. March 31, 2017.

Notes:

- Partially held by GEL. Decrease due to dilution in GEL during the current year.
- Ceased to be a subsidiary / joint venture of GEL during the current year.
- Ceased to be a subsidiary of GEL during the year ended March 31, 2016.
- Disposed by the group during the year ended March 31, 2017
- Partially held by GCL. Refer 2 above.
- Transferred from GHIAL during the current year
- On account of increase in stake in DIAL during the year ended March 31, 2016
- Wound up during the year ended March 31, 2017
- Incorporated during the year ended March 31, 2016
- Incorporated during the year ended March 31, 2017
- Disposed by the group during the year ended March 31, 2016
- Dilution in GEL during the year ended March 31, 2017. GEL was a subsidiary as at March 31, 2016 and April 1, 2015 (refer note 36 (f))
- Subsidiary of GEL, dilution due to 12 above; was a subsidiary as at March 31, 2016 and April 1, 2015
- Jointly controlled entity of GEL; dilution on account of 12 above.
- Transferred from GEL during the current year
- Dilution during the year ended March 31, 2017 on account of Strategic Debt Restructuring, was a subsidiary as at March 31, 2016. (Refer note 36 (d) and 36 (g))
- Partially held by GCEL. Refer 16 above.
- Partial disposal during the year ended March 31, 2016, was a joint venture as at April 1, 2015.
- Merged with GHRL during the year ended March 31, 2017
- Ceases to be an associate during the year ended March 31, 2017.

Notes to the consolidated financial statements for the year ended March 31, 2017

3. Property, plant and equipment

Particulars	(₹ in crore)											Total			
	Freehold land	Leasehold land	Runways, taxiways, aprons etc.	Buildings (including roads)	Bridges, Culverts, Bunder's etc.	Plant and machinery	Leasehold improvements	Office equipments (including computers)	Furniture and fixtures (including electrical installations and equipments)	Vehicles and aircrafts	Leased assets - plant and machinery (including electrical installations and equipments)		Leased assets - office equipments (including computers)	Leased assets - vehicles	
Gross block															
Cost or Valuation															
Deemed Cost as at April 01, 2015	166.80	96.79	2,046.13	5,756.45	322.51	8,198.21	137.12	39.68	981.06	210.45	159.00	18.25	58.48	0.05	18,190.98
Additions	26.52	-	13.92	1,077.53	-	10,018.95	0.24	27.95	41.96	14.77	-	-	-	-	11,221.84
Disposals	-	-	-	(1.30)	-	(1.91)	-	(0.34)	(1.13)	(1.58)	-	-	-	-	(6.26)
Adjustments against development fund ('DF')	-	-	0.57	2.57	0.11	1.29	-	-	0.47	-	-	-	-	-	5.01
Exchange differences	-	-	35.52	80.57	-	344.67	0.56	2.35	14.69	-	-	-	-	-	478.36
Borrowing costs	-	-	-	111.38	-	2,556.17	-	-	-	-	-	-	-	-	2,667.55
Transferred to assets held for sale	(1.25)	(8.12)	-	(597.60)	-	(3,321.41)	-	(0.21)	(0.13)	(0.16)	-	-	-	-	(3,928.88)
Other adjustments	-	-	-	(0.93)	-	(0.09)	-	-	-	2.81	-	-	-	-	1.79
As at March 31, 2016	192.07	88.67	2,096.14	6,428.67	322.62	17,795.88	137.92	69.43	1,036.92	226.29	159.00	18.25	58.48	0.05	28,630.39
Additions	0.18	-	12.21	50.22	-	253.64	14.91	26.87	75.72	7.64	-	-	-	-	441.39
Disposals	-	-	-	(4.88)	-	(29.13)	-	(7.89)	(3.88)	(1.12)	-	-	-	-	(46.90)
Deconsolidation of entities (refer note 3(6))	(154.19)	(88.55)	-	(885.53)	-	(15,522.00)	-	(10.56)	(6.06)	(1.72)	-	-	-	-	(16,668.61)
Adjustments against DF	-	-	0.15	0.67	0.03	0.33	-	-	0.12	-	-	-	-	-	1.30
Exchange differences	-	-	(8.22)	(18.93)	-	(8.72)	-	(0.56)	(3.53)	-	-	-	-	-	(39.96)
Borrowing costs	-	-	-	-	-	69.78	-	-	-	-	-	-	-	-	69.78
Transferred to assets held for sale	-	-	-	(4.56)	-	(0.55)	-	(0.38)	(0.32)	-	-	-	-	-	(5.81)
Other adjustments (refer note 3(7))	-	-	-	(2.49)	-	(0.60)	-	-	-	-	(159.00)	(18.25)	(58.48)	(0.05)	(238.87)
As at March 31, 2017	38.06	0.12	2,100.28	5,563.17	322.65	2,558.63	152.83	76.91	1,098.97	231.09	-	-	-	-	12,142.71
Accumulated Depreciation															
As at April 01, 2015	-	-	-	-	-	-	-	-	-	-	-	-	-	-	-
Charge for the year	-	1.11	109.56	353.03	13.28	852.76	17.61	23.36	204.54	21.64	27.79	1.54	35.10	0.02	1,661.34
Disposals	-	-	-	-	-	(0.33)	-	(0.28)	(0.94)	(1.39)	-	-	-	-	(2.94)
Exchange differences	-	-	-	-	-	-	-	0.03	-	-	-	-	-	-	0.03
Transferred to assets held for sale	-	(0.08)	-	(17.18)	-	(66.04)	-	(0.16)	(0.02)	(0.04)	-	-	-	-	(83.52)
As at March 31, 2016	-	1.03	109.56	335.85	13.28	786.39	17.61	22.95	203.58	20.21	27.79	1.54	35.10	0.02	1,574.91

Notes to the consolidated financial statements for the year ended March 31, 2017

Particulars	Freehold land	Leasehold land	Runways, taxiways, aprons etc.	Buildings (including roads)	Bridges, Culverts, Bunders etc.	Plant and machinery	Leasehold improvements	Office equipments (including computers)	Furniture and fixtures (including electrical installations and equipments)	Vehicles and aircrafts	Leased assets - Furniture and fixtures (including electrical installations and equipments)	Leased assets - plant and machinery	Leased assets - office equipments (including computers)	Leased assets - vehicles	Total
Charge for the year	-	0.81	111.04	356.92	13.28	684.63	7.45	16.84	212.89	19.74	-	-	-	-	1,423.60
Disposals	-	-	-	(5.23)	-	(1.19)	-	(7.13)	(2.85)	(0.57)	-	-	-	-	(16.97)
Deconsolidation of entities (refer note 3(6))	-	(1.84)	-	(103.70)	-	(802.17)	-	(4.14)	(1.34)	(0.41)	-	-	-	-	(913.60)
Transferred to assets held for sale	-	-	-	(0.38)	-	(0.08)	-	(0.20)	0.27	-	-	-	-	-	(0.39)
Other adjustments (refer note 3(7))	-	-	-	-	-	-	-	-	-	-	(27.79)	(1.54)	(35.10)	(0.02)	(64.45)
As at March 31, 2017	-	-	220.60	583.46	26.56	667.58	25.06	28.32	412.55	38.97	-	-	-	-	2,003.10
Net Block															
As at April 01, 2015	166.80	96.79	2,046.13	5,756.45	322.51	8,198.21	137.12	39.68	981.06	210.45	159.00	18.25	58.48	0.05	18,190.98
As at March 31, 2016	192.07	87.64	1,986.58	6,092.82	309.34	17,009.49	120.31	46.48	833.34	206.08	131.21	16.71	23.38	0.03	27,055.48
As at March 31, 2017	38.06	0.12	1,879.68	4,979.71	296.09	1,891.05	127.77	48.59	686.42	192.12	-	-	-	-	10,139.61

Notes to the consolidated financial statements for the year ended March 31, 2017

1. Buildings (including roads) with deemed cost of ₹ 5,160.01 crore (March 31, 2016: ₹ 6,010.49 crore, April 01, 2015: ₹ 5,393.93 crore), runways, taxiways, aprons, bridges, culverts, bunders etc. are on leasehold land.
2. Development Fund collection charges of ₹ 1.30 crore (March 31, 2016: ₹ 5.01 crore) paid towards development of aeronautical assets in DIAL is capitalised from the Development Fund grant. Refer Note 46(i).
3. Foreign exchange differences in gross block:
 - a. Foreign exchange gain of ₹ 0.09 crore (March 31, 2016: ₹ 0.80 crore) on account of translating the financial statement items of foreign entities using the exchange rate at the balance sheet date.
 - b. The MCA, Government of India ('GoI') vide its Notification No GSR 225 (E) dated March 31, 2009 prescribed certain changes to AS - 11 on 'The Effects of Changes in Foreign Exchange Rates'. The Group has, pursuant to adoption of such prescribed changes to the said Standard, exercised the option of recognizing the exchange differences arising in reporting of foreign currency monetary items at rates different from those at which they were recorded earlier, in the original cost of such depreciable assets in so far such exchange differences arose on foreign currency monetary items relating to the acquisition of depreciable assets. Exchange differences are capitalized as per paragraph D13AA of Ind AS 101 'First time adoption' availing the optional exemption that allows first time adopter to continue capitalization of exchange differences in respect of long term foreign currency monetary items recognized in the consolidated financial statement for the period ending immediately beginning of the first Ind AS financial reporting period as per the previous GAAP. Accordingly, Foreign exchange loss of ₹ 39.87 crore (March 31, 2016: ₹ 477.56 crore) in respect of exchange differences arising on foreign currency monetary items relating to the acquisition of depreciable assets have been adjusted against property, plant and equipment.
4. Held for sale includes:
 - a. Refer Note 36(c) and 36(d) as regards to Strategic Debt Restructuring Scheme ('SDR') in case of GREL and Memorandum of Understanding ('MOU') entered into by the Group with an external party in case of ATSCCL and MTSCCL respectively. The details relating to gross block and accumulated depreciation of aforementioned entities as at March 31, 2016 are included in the table below:

(₹ in crore)

Particulars	GREL	MTSCCL	ATSCCL	Total
Gross block as at March 31, 2016	3,560.77	238.50	129.61	3,928.88
Less :Accumulated depreciation as at March 31, 2016	(65.27)	(11.56)	(6.69)	(83.52)
Net block as at March 31, 2016	3,495.50	226.94	122.92	3,845.36

- b. Refer Note 36(h), regarding the MOU for sale of PTDSU. As at March 31, 2017, the gross block of PTDSU was ₹ 5.81 crore and accumulated depreciation is ₹ 0.39 crore.
5. Additions to plant and machinery include trial run costs, net of revenue from sale of infirm power of GCEL and GREL of ₹ Nil (March 31, 2016: ₹ 174.47 crore and ₹ 71.52 crore respectively) .
6. Deconsolidation of entities: As detailed in Note 36(f), GEL and its subsidiaries ceased to be subsidiaries of the Group w.e.f November 04, 2016. Further, as detailed in Note 36(g), GCEL ceased to be a subsidiary of the Group w.e.f. February 21, 2017.
7. During the year ended March 31,2017, there is a modification in the terms of arrangement of leased assets of DIAL and as per the modified terms this arrangement no longer contains an embedded lease. Accordingly, DIAL has derecognised the asset and liabilities under finance lease.
8. Depreciation for the year relating to certain consolidated entities in the project stage, which are included in capital work-in-progress in Note 4 and intangible assets under development in Note 8.

Notes to the consolidated financial statements for the year ended March 31, 2017

9. The Group has availed the exemption under Ind AS 101. The reconciliation of the IGAAP balance to Ind AS balances are as detailed below:

(₹ in crore)

Particulars	Gross block as at April 01, 2015	Accumulated depreciation as at April 01, 2015
Property, plant and equipment as per previous GAAP	30,427.87	6,668.86
Less: Deconsolidation of joint ventures	(5,324.59)	(611.97)
Less: Assets transferred to Intangibles as per accounting of service concession arrangement	(1,408.36)	(513.23)
Less: Land given on operating lease classified as Investment property	(232.22)	-
Add: assets recognised as finance lease in DIAL	235.78	-
Add: Other adjustments	115.78	79.62
Total	23,814.26	5,623.28

10. The group has availed the exemption available under Ind AS 101, wherein the carrying value of property, plant and equipment has been carried forward at the amount as determined under the previous GAAP. Information regarding the gross block of assets, accumulated depreciation has been disclosed by the group separately as follows:

(₹ in crore)

Particulars	Gross block as at April 01, 2015	Accumulated depreciation as at April 01, 2015	Net block as at April 01, 2015
Freehold Land	166.80	-	166.80
Leasehold Land	101.24	4.45	96.79
Runways, taxiways, aprons etc.	2,601.95	555.82	2,046.13
Building (including roads)	7,002.33	1,245.88	5,756.45
Bridges, Culverts, Bunders etc.	396.47	73.96	322.51
Plant & Machinery	10,929.27	2,731.06	8,198.21
Leasehold improvements	164.86	27.74	137.12
Office equipment (including computers)	160.74	121.06	39.68
Furniture and fixtures (including electrical installations and equipment)	1,477.08	496.02	981.06
Vehicles and aircrafts	313.75	103.30	210.45
Leased assets-Furniture and fixtures (including electrical installations and equipment)	275.35	116.35	159.00
Leased assets -plant and machinery	21.92	3.67	18.25
Leased assets - office equipment (including computers)	202.38	143.9	58.48
Leased assets - vehicles	0.12	0.07	0.05
Total	23,814.26	5,623.28	18,190.98

11. The property, plant and equipment of the Group has been pledged for the borrowing taken by the Group. Refer Note 19 and 24 for details.

Notes to the consolidated financial statements for the year ended March 31, 2017

4. Capital work in progress

	March 31, 2017 ₹ in crore	March 31, 2016 ₹ in crore	April 01, 2015 ₹ in crore
Capital expenditure incurred on tangible assets	830.25	10,458.29	10,333.43
Employee benefit expenses	148.28	329.82	295.15
Legal and professional fees	236.29	482.24	402.12
Travelling and conveyance	53.01	111.46	108.63
Depreciation / amortisation on property, plant and equipment and intangible assets	8.27	22.26	17.00
Interest costs	488.72	3,493.02	2,564.99
Exchange differences (net)	0.04	241.94	196.26
Trial run costs	-	192.68	117.25
Power and fuel	1.45	123.41	23.05
Other expenses	139.43	298.41	267.91
(i)	1,905.74	15,753.53	14,325.79
Less: Other income			
Interest income on bank deposits	3.39	152.16	141.33
Net gain on sale of current investments	0.58	34.81	34.48
Revenue from sale of infirm power	-	60.95	5.38
Miscellaneous income [net of expenses directly attributable to such income ₹ Nil (March 31, 2016 : ₹ Nil; April 01, 2015: ₹ Nil)]	5.90	6.65	5.05
(ii)	9.87	254.57	186.24
Total (iii) = (i) - (ii)	1,895.87	15,498.96	14,139.55
Less: Apportioned over the cost of tangible assets	253.37	14,005.03	264.18
Less: Deconsolidation of entities during the year ¹	1,403.30	-	-
(iv)	1,656.67	14,005.03	264.18
Total - (v) = (iii) - (iv)	239.20	1,493.93	13,875.37

1. As detailed in Note 36(f), GEL and its subsidiaries ceased to be subsidiaries of the Group w.e.f November 04, 2016. Further, as detailed in Note 36(g), GCEL ceased to be a subsidiary of the Group w.e.f. February 21, 2017. The details of their capital work in progress balances as on date of deconsolidation is as below :

Entity Name	(₹ in crore)
GEL and its underlying components	1,351.10
GCEL	52.20
Total	1,403.30

2. The Group has availed the exemption under Ind AS 101 (refer note 56).

5 Investment property under construction

(₹ in crore)

Particulars	Investment property under construction	Total
Cost		
As at April 01, 2015	1,683.46	1,683.46
Acquisitions during the year	62.03	62.03
Expenses capitalised during the year	515.86	515.86
Disposals	(1.26)	(1.26)
As at March 31, 2016	2,260.09	2,260.09
Acquisitions during the year	14.25	14.25

Notes to the consolidated financial statements for the year ended March 31, 2017

Particulars	Investment property under construction	Total
Expenses capitalised during the year	249.76	249.76
Disposals	(2.29)	(2.29)
As at March 31, 2017	2,521.81	2,521.81
Accumulated depreciation		
As at April 01, 2015	-	-
Charge for the year	0.43	0.43
Disposals	-	-
As at March 31, 2016	0.43	0.43
Charge for the year	0.70	0.70
Disposals	-	-
As at March 31, 2017	1.13	1.13
Net block		
As at April 01, 2015	1,683.46	1,683.46
As at March 31, 2016	2,259.66	2,259.66
As at March 31, 2017	2,520.68	2,520.68

Notes :

- (a) For investment property existing as at April 01, 2015, (i.e. its date of transition to Ind AS), the Group has considered the carrying amount as per the previous GAAP as deemed cost.

(b) Information regarding income and expenditure of Investment property:

(₹ in crore)

Particulars	March 31, 2017	March 31, 2016
Rental income derived from investment property	10.00	4.14
Less: Direct operating expenses (including repairs and maintenance) generating rental income	(7.01)	(3.02)
Less: Direct operating expenses (including repairs and maintenance) that did not generate rental income	(3.38)	(2.08)
Profit / (loss) arising from investment properties before depreciation	(0.39)	(0.96)
Less: Depreciation for the year	(0.70)	(0.43)
Profit / (loss) arising from investment properties	(1.09)	(1.39)

- (c) Investment property under construction as at March 31, 2017 represents 10,845 acres of land held by the Group consisting of 8,239 acres of land held by KSPL for the purpose of SEZ in Kakinada, 1,284 acres of land held by GKSEZ for the purpose of SEZ at Krishnagiri and 1,322 acres of land held by various other entities.
- (d) As at March 31, 2017, State Industries Promotion Corporation of Tamil Nadu (SIPCOT) has issued notification / notice of acquisition for acquisition of 570.77 acres of land for industrial purpose. The management of the Group does not foresee any financial loss arising out of such notification / notice.
- (e) Investment property of the Group has been pledged for the borrowings taken by the Group. Refer notes 19 and 24 for details.
- (f) Considering that the Investment property are under construction stage, the Group is not able to reliably measure the fair value of all the Investment property and hence, not disclosed the fair value.

6. Goodwill on Consolidation

(₹ in crore)

Cost	
As at April 01, 2015	935.76
Additions	305.21
Exchange differences	37.38
Disposals	-
As at March 31, 2016	1,278.35
Additions	-
Discontinued operations [refer note 36 (f)]	(175.04)

Notes to the consolidated financial statements for the year ended March 31, 2017

Asset held for sale [refer note 36 (k)]	(355.89)
As at March 31, 2017	747.42
Accumulated impairment	
As at April 01, 2015	-
Charge for the year	100.16
Disposals	-
As at March 31, 2016	100.16
Charge for the year	-
Disposals	-
Asset held for sale [refer note 36 (k)]	(100.16)
As at March 31, 2017	-
Net book value	
As at April 01, 2015	935.76
As at March 31, 2016	1,178.19
As at March 31, 2017	747.42

Notes:

- Additions in goodwill for the year ended March 31, 2016 represents :
 - ₹ 305.21 crore arising out of acquisition of additional stake of Malaysia Airports (Mauritius) Private Limited ('MAMPL') in DIAL by GAL.
- Impairment of goodwill represents:
 - ₹ 100.16 crore of PTDSU during the year ended March 31, 2016. For details refer note 36 (h)
- Exchange differences in goodwill on consolidation represents foreign exchange gain of ₹ Nil (March 31, 2016 : ₹ 37.38 crore) on account of effect of translation of goodwill arising out of consolidation of foreign operations using the exchange rate at the balance sheet date.

7. Other intangible assets

(₹ in crore)

Particulars	Airport concess- sionaire rights	Capitalised software	Carriage- ways	Mining rights	Technical know-how	Power Plant conces- sionaire rights	Right to Cargo facility	Total
Gross block								
Cost or Valuation								
As at April 01, 2015 - Deemed Cost	430.47	17.38	2,733.11	-	8.98	919.52	13.57	4,123.03
Additions	-	1.59	2.70	53.98	-	8.35	2.04	68.66
Disposals	-	(3.87)	-	-	-	(0.98)	(0.45)	(5.30)
Transferred to assets held for sale	-	(0.26)	-	-	-	-	-	(0.26)
As at March 31, 2016	430.47	14.84	2,735.81	53.98	8.98	926.89	15.16	4,186.13
Additions	-	9.38	0.91	26.26	-	-	3.86	40.41
Disposals	-	-	-	-	-	-	(0.09)	(0.09)
Deconsolidation of entities	-	(4.30)	-	(80.24)	-	(912.07)	-	(996.61)
As at March 31, 2017	430.47	19.92	2,736.72	-	8.98	14.82	18.93	3,229.84
Accumulated Amortisation								
As at April 01, 2015	-	-	-	-	-	-	-	-
Charge for the year	20.50	7.38	55.45	2.73	6.12	72.37	2.13	166.68
Disposals	-	-	-	-	-	(0.08)	(0.44)	(0.52)
Transferred to assets held for sale	-	(0.10)	-	-	-	-	-	(0.10)
As at March 31, 2016	20.50	7.28	55.45	2.73	6.12	72.29	1.69	166.06
Charge for the year	8.20	4.91	60.66	1.57	2.86	42.84	2.71	123.75
Disposals	-	-	-	-	-	-	(0.09)	(0.09)
Deconsolidation of entities	-	(1.48)	-	(4.30)	-	(110.75)	-	(116.53)
As at March 31, 2017	28.70	10.71	116.11	-	8.98	4.38	4.31	173.19

Notes to the consolidated financial statements for the year ended March 31, 2017

Particulars	Airport concessionaire rights	Capitalised software	Carriage-ways	Mining rights	Technical know-how	Power Plant concessionaire rights	Right to Cargo facility	Total
Accumulated Impairment								
As at April 01, 2015	-	-	-	-	-	-	-	-
Charge for the year	-	-	-	-	-	-	-	-
Disposals	-	-	-	-	-	-	-	-
As at March 31, 2016	-	-	-	-	-	-	-	-
Charge for the year	-	-	385.70	-	-	-	-	385.70
Disposals	-	-	-	-	-	-	-	-
As at March 31, 2017	-	-	385.70	-	-	-	-	385.70
Net Block								
As at April 01, 2015	430.47	17.38	2,733.11	-	8.98	919.52	13.57	4,123.03
As at March 31, 2016	409.97	7.56	2,680.36	51.25	2.86	854.60	13.47	4,020.07
As at March 31, 2017	401.77	9.21	2,234.91	-	-	10.44	14.62	2,670.95

- (1) The Group has availed the exemption under Ind AS 101. The reconciliation of the IGAAP balance to Ind AS balances are as detailed below:

(₹ in crore)

Particulars	Gross block as at April 01, 2015	Accumulated amortisation as at April 01, 2015
Other Intangible assets excluding goodwill as per previous GAAP	8,014.80	1,200.65
Less: Deconsolidation of joint ventures	(2,317.03)	(111.41)
Add: Assets transferred from tangible assets as per SCA's	1,408.36	513.23
Less: Intangible assets of annuity projects classified as receivable against service concession arrangement	(2,226.38)	(793.14)
Add: Other adjustments	74.85	22.24
Total	4,954.60	831.57

- (2) The Group has availed the exemption available under Ind AS 101, wherein the carrying value of intangible assets has been carried forward at the amount as determined under the previous GAAP. Information regarding the gross block of assets, accumulated amortisation has been disclosed by the Group separately as follows:

(₹ in crore)

Particulars	Airport Concessionaire rights	Capitalised software	Carriage-ways	Technical know-how	Power plant concessionaire rights	Right to cargo facility	Total
Gross block as at April 01, 2015	490.52	100.88	2,862.17	31.35	1,440.26	29.42	4,954.60
Less: Accumulated amortisation as at April 01, 2015	(60.05)	(83.50)	(129.06)	(22.37)	(520.74)	(15.85)	(831.57)
Net block as at April 01, 2015	430.47	17.38	2,733.11	8.98	919.52	13.57	4,123.03

- (3) **DECONSOLIDATION OF ENTITIES:**

- a. As detailed in Note 36(f), GEL and its subsidiaries ceased to be subsidiaries of the Group w.e.f November 04, 2016. Further, as detailed in Note 36(g), GCEL ceased to be a subsidiary of the Group w.e.f. February 21, 2017 and as detailed in Note 36(d), GREL ceased to be subsidiary of the group w.e.f. May 12, 2016. Pursuant to the above, deletions during the year ended March 31, 2017 in power plant concessionaire rights, mining properties and capitalised software includes:

(₹ in crore)

Particulars	GCEL	GEL and its components	Total
Gross block as at March 31, 2017	81.09	915.52	996.61
Less: Accumulated amortisation as at March 31, 2017	(4.58)	(111.95)	(116.53)
Net block as at March 31, 2017	76.51	803.57	880.08

Notes to the consolidated financial statements for the year ended March 31, 2017

8. Intangible assets under development

	March 31, 2017 ₹ in crore	March 31, 2016 ₹ in crore	April 01, 2015 ₹ in crore
Capital expenditure incurred on intangible assets	127.66	174.43	69.77
Project premium	164.48	164.48	164.48
Employee benefit expenses	129.65	144.08	119.73
Legal and professional fees	110.85	135.94	121.76
Depreciation / amortisation on property, plant and equipment and intangible assets	0.21	1.52	6.93
Interest costs	96.21	96.23	59.11
Other expenses	63.49	101.72	63.30
	(i)	692.55	818.40
Less: Other income			
Miscellaneous income [net of expenses directly attributable to such income ₹ Nil (March 31, 2016: ₹ Nil ; April 01, 2015: ₹ Nil)]	9.32	6.22	-
	(ii)	9.32	6.22
Total - (iii) = (i) - (ii)		683.23	812.18
Less: Apportioned over the cost of intangible assets	-	55.90	1.15
Less: Provision for claims recoverable (refer note 36(e))	-	95.48	88.43
Less: Asset classified as held for sale (refer note 36(h) and 36(k))	463.17	-	-
Less: Deconsolidation of entities during the year	220.06	-	-
	(iv)	683.23	151.38
Total - (v) = (iii) - (iv)		-	660.80
		660.80	515.50

Notes:

- The Group has availed the exemption under Ind AS 101 (refer note 56).

Notes to the consolidated financial statements for the year ended March 31, 2017

9a. Interest in Joint ventures

(1) Details of joint ventures :

Name of the Entity	Place of Business ³	Percentage of effective ownership interest held (directly and indirectly) as at			Percentage of voting right held as at			Nature of Activities	Accounting Method
		March 31, 2017	March 31, 2016	April 01, 2015	March 31, 2017	March 31, 2016	April 01, 2015		
a) Material Joint Ventures :									
GMR Kamalanga Energy Limited (GKEL) ⁴	India	NA	79.63%	79.63%	NA	85.99%	85.99%	Own and Operates a 1,050 MW coal based thermal power plant at Kamalanga, Orissa.	Equity Method
GMR Megawide Cebu Airport Corporation (GMCAC) ¹¹	Philippines	40.00%	40.00%	40.00%	40.00%	40.00%	40.00%	Operates the Mactan Cebu International Airport.	Equity Method
Delhi Duty Free Services Private Limited (DDFS) ⁵	India	48.97%	48.97%	43.98%	66.93%	66.93%	66.93%	Operates Duty free shop at Indira Gandhi International Airport, New Delhi.	Equity Method
GMR Energy Limited (GEL) and its components ⁶	India	51.73%	NA	NA	51.73%	NA	NA	Owns a barge mounted gas based power plant. Owns / operates / constructs thermal, solar and hydro power plants through its subsidiaries.	Equity Method
PT Golden Energy Mines TBK (PTGEMS) and its components ^{7, 11}	Indonesia	30.00%	27.89%	27.89%	30.00%	30.00%	30.00%	Coal mining operations in Indonesia .	Equity Method
GMR OSE Hungund Hospet Highways Private Limited (GOSEHHPL) ⁸	India	NA	NA	51.00%	NA	NA	51.00%	Joint concessionaire of Hungund Hospet Expressways.	Equity Method
b) Others :									
Delhi Aviation Services Private Limited (DASPL) ⁵	India	32.00%	32.00%	27.00%	50.00%	50.00%	50.00%	Manages the operation of bridge mounted equipment and supply potable water at Indira Gandhi International Airport, New Delhi.	Equity Method
TIM Delhi Airport Advertising Private Limited (TIM) ⁵	India	31.94%	31.94%	26.95%	49.90%	49.90%	49.90%	Provides advertisement services at Indira Gandhi International Airport, New Delhi.	Equity Method
Delhi Aviation Fuel Facility Private Limited (DAFFPL) ⁵	India	16.64%	16.64%	14.04%	26.00%	26.00%	26.00%	Operates aircraft refueling facility at Indira Gandhi International Airport, New Delhi.	Equity Method
Celebi Delhi Cargo Terminal Management India Private Limited (CDCTM) ⁵	India	16.64%	16.64%	14.04%	26.00%	26.00%	26.00%	Provides Cargo services at Indira Gandhi International Airport, New Delhi.	Equity Method
Wipro Airport IT Services Limited (WAIISL) ⁵	India	16.64%	16.64%	14.04%	26.00%	26.00%	26.00%	Provides IT infrastructure services at Indira Gandhi International Airport, New Delhi.	Equity Method
Travel Food Services (Delhi Terminal 3) Private Limited (TFS) ⁵	India	25.60%	25.60%	21.60%	40.00%	40.00%	40.00%	Provides food & beverages services at Indira Gandhi International Airport, New Delhi.	Equity Method
Laqshya Hyderabad Airport Media Private Limited (Laqshya)	India	30.87%	30.87%	30.87%	49.00%	49.00%	49.00%	Provides outdoor media services for display of advertisement at Hyderabad Airport.	Equity Method
Asia Pacific Flight Training Academy Limited (APFT)	India	25.23%	25.23%	25.23%	40.00%	40.04%	40.04%	Provides flight training services at Hyderabad Airport.	Equity Method

Notes to the consolidated financial statements for the year ended March 31, 2017

Name of the Entity	Place of Business ³	Percentage of effective ownership interest held (directly and indirectly) as at			Percentage of voting right held as at			Nature of Activities	Accounting Method
		March 31, 2017	March 31, 2016	April 01, 2015	March 31, 2017	March 31, 2016	April 01, 2015		
Rampia Coal Mine and Energy Private Limited (Rampia) ⁴	India	NA	16.10%	16.10%	17.39%	17.39%	17.39%	Joint venture for operating Rampia coal mine, but the allotment of mine was cancelled.	Equity Method
Megawide - GISPL Construction Joint Venture (MGCV) ^{9,11}	Philippines	50.00%	50.00%	0.00%	50.00%	50.00%	0.00%	Construction / renovation of Mactan Cebu International Airport.	Equity Method
Limak GMR Joint Venture (CJV)	Turkey	50.00%	50.00%	50.00%	50.00%	50.00%	50.00%	Joint venture formed for construction of ISG airport, Turkey.	Equity Method
GMR Mining & Energy Private Limited (GMEL) ¹⁰	India	68.57%	NA	NA	68.57%	NA	NA	Engaged in mining.	Equity Method

Notes :

1. Aggregate amount of unquoted investment in joint ventures - ₹ 4,086.25 crore (March 31, 2016 : ₹ 1,515.62 crore and April 01, 2015 : ₹ 1,659.61 crore).
2. Aggregate amount of quoted investment in joint ventures - ₹ 3,249.19 crores (March 31, 2016 : ₹ 3,172.42 crore and April 01, 2015 : ₹ 3,038.15 crore); Market value of quoted investments in joint ventures : December 31, 2016 : ₹ 2,552.33 crore (December 31, 2015 : ₹ 1,399.34 crore and January 01, 2015 : ₹ 1,752.30 crore).
3. The country of incorporation is same as their principal place of business.
4. Jointly controlled entity of GEL and hence consolidated in GEL and its components in March 31, 2017.
5. On account of increase in stake in DIAL during the year ended March 31, 2016.
6. Refer Note No. 36(f) for subscription of shares of GEL by Tenaga and other investors. Refer Note No. 19(9) for CCPS issued by GEL.
7. Increase in March 31, 2017 is on account of the change in the shareholding structure.
8. Partial disposal during the year ended March 31, 2016. Was a joint venture as at April 01, 2015.
9. Incorporated during the year ended March 31, 2016.
10. Partially held by GCEL which got diluted during the year ended March 31, 2017 on account of SDR.
11. The reporting dates of the jointly-controlled entities coincide with the parent Company except in case of GMCAC, PTGEMS and its subsidiaries and jointly controlled entities and MGCV whose financial statements for the year ended on and as at December 31, 2014, December 31, 2015 and December 31, 2016 were considered for the purpose of consolidated financial statements of the Group as these are the entities incorporated outside India and their financials are prepared as per calendar year i.e. January to December.

Notes to the consolidated financial statements for the year ended March 31, 2017

(₹ in crore)

Particulars	GKEL**		GEL and its components**		DDFS		GMCAAC		PTGEMS and its components			GOSEHHPL		Total				
	March 31, 2017	March 31, 2016	March 31, 2017	March 31, 2016	March 31, 2017	March 31, 2016	December 31, 2016	December 31, 2015	January 1, 2016	January 1, 2015	March 31, 2017	March 31, 2016	April 01, 2015	March 31, 2017	April 01, 2015			
Current assets																		
Cash & cash equivalents	-	156.56	92.30	-	31.76	37.87	26.65	285.54	271.8	18.67	396.82	289.19	403.33	-	4.14	806.42	510.80	473.60
Current tax assets	-	-	-	-	-	-	-	-	-	-	1.03	0.24	0.31	-	2.10	1.03	0.24	2.41
Other assets	-	1,302.24	1,143.78	-	138.64	145.87	139.82	61.72	48.88	51.97	999.39	1,014.18	497.87	-	2.50	2,343.53	2,511.17	1,641.48
Total current assets	-	1,458.80	1,236.08	-	170.40	183.74	166.47	347.26	76.06	70.64	1,397.24	1,303.61	901.51	-	8.74	3,150.98	3,022.21	2,117.49
Non current assets																		
Non current tax assets	-	3.41	31.50	-	-	-	-	-	-	-	-	-	-	-	-	31.50	3.41	1.67
Deferred tax assets	-	-	-	-	17.12	20.91	19.46	-	-	-	51.47	55.60	36.40	-	-	68.59	76.51	55.86
Other non current assets	-	6,673.49	6,997.84	-	263.41	273.87	275.95	3,205.96	2,923.43	2,366.11	1,145.51	1,102.78	1,075.87	-	1,238.95	11,612.72	10,973.57	11,889.27
Total non current assets	-	6,676.90	7,029.34	-	280.53	294.78	295.41	3,205.96	2,923.43	2,366.11	1,196.98	1,158.38	1,112.27	-	1,238.95	11,712.81	11,053.49	11,946.80
Current liabilities																		
Financial liabilities (excluding trade payable and provisions)	-	1,166.44	1,311.46	-	37.22	56.08	52.32	36.03	371.9	1,634.70	15.59	28.44	32.02	-	32.73	1,400.30	1,288.15	3,088.70
Current tax liabilities	-	-	6.04	-	4.21	2.69	0.83	-	1.01	-	64.80	9.43	11.91	-	-	75.05	13.13	12.74
Other liabilities	-	1,046.49	1,008.42	-	71.92	67.08	56.88	222.95	153.29	78.53	289.81	428.66	364.73	-	1.44	1,078.34	1,695.52	1,510.00
Total current liabilities	-	2,212.93	2,345.35	-	113.35	125.85	110.03	258.98	191.49	1,713.23	370.20	466.53	408.66	-	34.17	2,553.69	2,996.80	4,611.44
Non current liabilities																		
Financial liabilities (excluding trade payable and provisions)	-	4,580.68	4,632.29	-	106.58	156.73	193.00	2,332.42	1,975.65	-	325.50	321.93	-	-	1,067.08	7,396.79	7,034.99	5,259.02
Deferred tax liabilities	-	-	0.39	-	-	-	-	23.47	24.55	0.77	52.42	3.20	3.22	-	-	76.28	27.75	3.99
Other liabilities	-	422.33	144.24	-	3.24	2.58	1.84	49.03	17.38	1.81	26.37	21.91	19.29	-	20.59	222.88	464.20	487.57
Total non current liabilities	-	5,003.01	4,776.92	-	109.82	159.31	194.84	2,404.92	2,017.58	2.58	404.29	347.04	22.51	-	1,087.67	7,695.95	7,526.94	5,750.58
Net assets	-	919.76	1,677.34	-	227.76	193.36	157.01	889.32	790.42	720.94	1,819.73	1,648.42	1,582.61	-	125.85	4,614.15	3,551.96	3,702.27

** Refer Note 9a (1) (4) and 9a (1) (6)

Notes to the consolidated financial statements for the year ended March 31, 2017

(3) Reconciliation of carrying amounts of material joint ventures

(₹ in crore)

Particulars	GKEL**		GEL and its components**		DDFS		GMCAC		PTGEMS and its components			GOSEHHHPL		Total	
	March 31, 2017	April 01, 2015	March 31, 2017	April 01, 2015	March 31, 2016	April 01, 2015*	December 31, 2015	January 1, 2015	December 31, 2015	January 1, 2015	March 31, 2016	March 31, 2017	April 01, 2015	March 31, 2016	April 01, 2015
Opening net assets	-	1,115.86	*	-	193.36	157.01	790.42	720.94	1,648.42	1,582.61	*	2,632.20	*	3,576.42	*
Profit for the year	-	(224.20)	*	-	90.69	86.76	128.17	70.78	237.27	13.46	*	456.13	*	(53.20)	*
Other Comprehensive income	-	(0.04)	*	-	(0.54)	(3.79)	(0.28)	-	(8.14)	2.92	*	(89.6)	*	(0.91)	*
Dividends paid	-	-	*	-	(46.14)	(37.50)	-	-	-	-	*	(46.14)	*	(37.50)	*
Dividend distribution tax	-	-	*	-	(9.61)	(9.12)	-	-	-	-	*	(9.61)	*	(9.12)	*
Other equity	-	28.14	*	-	-	-	-	-	-	-	*	-	*	28.14	*
Closing net assets	-	919.76		-	227.76	193.36	889.32	790.42	1,819.73	1,648.42		4,614.15		3,551.96	
Proportion of the group's ownership	-	85.99%		-	66.93%	66.93%	40.00%	40.00%	30.00%	30.00%		51.00%			
Group's share	-	790.90		-	152.44	129.42	355.73	316.17	545.92	494.53		1,921.78		1,891.96	
Adjustments to the equity values															
a) Fair valuation of investments	-	-		-	-	-	-	-	-	-		2,446.51		-	
b) Goodwill	-	-		-	80.03	80.03	-	-	2,703.27	2,677.89		2,783.30		2,643.40	
Carrying amount of the investment	-	790.90		-	232.47	209.45	355.73	316.17	3,249.19	3,172.42		7,151.59		4,488.94	

* indicates disclosure not applicable

** Refer Note No. 9a(1)(4) and 9a(1)(6)

(4) Summarised statement of profit & loss for material joint ventures

(₹ in crore)

Particulars	GKEL*		GEL and its components		DDFS		GMCAC		PTGEMS and its components			GOSEHHHPL		Total	
	Upto November 04, 2016	March 31, 2016	W.e.f November 04, 2016	March 31, 2016	March 31, 2017	March 31, 2016	December 31, 2016	December 31, 2015	December 31, 2016	December 31, 2015	March 31, 2017	March 31, 2016	March 31, 2017	March 31, 2016	
Revenue	1,104.22	1,959.83	716.07	-	1,000.29	939.23	265.82	209.59	2,606.40	2,275.93	-	-	5,692.80	5,384.58	
Interest income	716	7.76	25.94	-	15.45	15.37	0.49	0.10	43.43	29.66	-	-	92.47	52.89	
Depreciation & amortisation	174.67	327.89	86.52	-	19.73	17.99	1.67	0.95	30.57	27.92	-	-	313.16	374.75	
Interest expense	390.28	653.93	380.16	-	16.05	20.50	25.46	17.58	35.06	15.88	-	-	847.01	707.89	
Other expenses (net of other income)	727.20	1,223.85	547.11	-	831.17	780.55	108.47	90.06	2,250.11	2,247.17	-	-	4,464.06	4,341.63	
Tax expenses / (income)	(2.98)	(13.88)	2.34	-	58.10	48.80	2.54	30.32	96.82	1.16	-	-	156.82	66.40	
Profit from continuing operations	-	-	(274.12)	-	90.69	86.76	128.17	70.78	237.27	13.46	-	-	305.28	260.65	
Profit from discontinued operations	(177.79)	(224.20)	(274.12)	-	90.69	86.76	128.17	70.78	237.27	13.46	-	-	(177.79)	(224.20)	
Profit for the year	(177.79)	(224.20)	(274.12)	-	90.69	86.76	128.17	70.78	237.27	13.46	-	-	4.22	(53.20)	
Other comprehensive income	(0.01)	(0.04)	(0.38)	-	(0.54)	(3.79)	(0.28)	-	(8.14)	2.92	-	-	(9.35)	(0.91)	
Total comprehensive income	(177.80)	(224.24)	(274.50)	-	90.15	82.97	127.89	70.78	229.13	16.38	-	-	(5.13)	(54.11)	
Group share of profit for the year	(152.89)	(192.82)	(41.97)	-	60.34	55.53	51.16	28.31	68.74	4.91	-	-	(114.62)	(104.07)	
Dividend received	-	-	-	-	31.59	29.99	-	-	32.57	4.28	-	-	64.16	34.27	

* Subsequent to November 04, 2016 GKEL has been included as a part of GEL and its components and disclosed accordingly.

Notes to the consolidated financial statements for the year ended March 31, 2017

(5) Financial information in respect of other joint ventures

(₹ in crore)

Particulars	March 31, 2017	March 31, 2016	April 01, 2015
Aggregate carrying amount of investments in individually immaterial joint ventures	183.85	199.10	162.40
Aggregate amount of group's share of :			
- Profit / (loss) for the year	46.28	19.14	NA
- Other comprehensive income for the year	(0.06)	0.01	NA
- Total comprehensive income for the year	46.22	19.15	NA

(6) Contingent liabilities**a) Contingent liabilities**

(₹ in crore)

Particulars	March 31, 2017	March 31, 2016	April 01, 2015
Corporate guarantees	760.76	-	-
Bank guarantees outstanding / Letter of credit outstanding	251.22	24.99	103.04
Claims against the Group not acknowledged as debts	190.88	174.69	161.64
Matters relating to income tax under dispute	48.49	1.96	2.07
Matters relating to indirect taxes duty under dispute	1.73	1.71	1.15
Total	1,253.08	203.35	267.90

b) Refer Note 50(b) with regard to corporate guarantee provided by the Group on behalf of joint ventures.

c) Others in addition to (a) and (b) above:

- i) During the year ended March 31, 2012, GEL received an intimation from the Chief Electrical Inspectorate, Government of Andhra Pradesh ('GoAP'), whereby GoAP had demanded electricity duty on generation and sale of electrical energy amounting to ₹ 11.06 crores calculated at the rate of six paise for each electricity unit generated by GEL for the period from June 2010 to December 2011. GEL filed a writ petition with the Hon'ble High Court of Judicature at Hyderabad for the States of Telangana and Andhra Pradesh against the intimation by GoAP and it was granted a stay order on deposit of 1/3rd of the duty demanded within a stipulated time. GEL had not made the requisite deposit and accordingly the interim stay was automatically vacated.

However, based on an internal assessment and a legal opinion obtained by GEL, the management is confident that the provisions of Electricity Duty Act and Rules, 1939 in respect of payment of electricity duty are not applicable to GEL and accordingly, electricity duty liability of ₹ 14.61 crores (Group's share is ₹ 7.56 crores) for the period June 2010 to March 31, 2017 has been considered as a contingent liability as at March 31, 2017.

- ii) GEL had entered into a Power Purchase Agreement (PPA) with Karnataka Power Transmission Corporation Limited for supply of energy during the period December 15, 1997 to July 7, 2008. GEL had a Fuel Supply Agreement ('FSA') with a fuel supplier towards purchase of Naptha for generation of electricity during the aforementioned period. The FSA provided for payment of liquidated damages to the fuel supplier in the event there was a shortfall in the purchase of the annual guaranteed quantity.

During the year ended March 31, 2013, GEL received a notice for good faith negotiation under erstwhile FSA entered into between GEL and the fuel supplier with respect to dispute regarding liquidated damages amounting to ₹ 296.16 crores along with an interest of ₹ 5.55 crores towards failure of GEL to purchase the annual guaranteed quantity for the period from November 21, 2001 to June 6, 2008. GEL vide its letter dated October 31, 2012 had disputed the demand from the supplier towards the aforementioned damages.

During the year ended March 31, 2014, the fuel supplier had filed a petition in the Hon'ble High Court of Karnataka seeking appointment of a sole arbitrator for the resolution of the dispute. GEL filed its reply on January 8, 2014, and as per the High court order dated September

Notes to the consolidated financial statements for the year ended March 31, 2017

11, 2014 arbitrators have been appointed. During the year ended March 31, 2015, the fuel supplier has submitted its statement of claim amounting to ₹ 272.63 crores (after adjusting dues of ₹ 29.08 crores payable to GEL) towards liquidated damages and interest at the rate of 15% p.a. on such liquidated damages. Further, GEL has filed its statement of defense and counter claim amounting to ₹ 35.96 crores along with interest at the rate of 18% p.a. During the year ended March 31, 2017, the Arbitration Tribunal issued its arbitral award directing the fuel supplier to pay ₹ 32.21 crores to GEL towards its counter claim filed by GEL and rejected the claims of the fuel supplier. Subsequently, the fuel supplier filed an appeal before the District Civil Court of Bangalore for setting aside the entire arbitration award. The fuel supplier has also filed an interim application under Section 36 of the Arbitration and Conciliation Act for grant of interim stay on execution of the Arbitration award.

The District City Civil Court vide its order dated March 04, 2017 issued the stay order on the operation of the Arbitration Award on furnishing a bank guarantee equivalent to 50% of counter claim amount. The final outcome of the case is pending conclusion. However based on its internal assessment and a legal opinion, the management of the Company is confident that the claim of the fuel supplier towards such liquidated damages is not tenable and accordingly no adjustments have been made to the consolidated financial statements of the Group and the claim from the fuel supplier has been considered as a contingent liability.

- iii) During the year ended March 31, 2012, GVPGL, a subsidiary of GEL had received a demand of ₹ 48.21 crores for the period September 2006 to November 2011 from the Chief Electrical Inspectorate, GoAP, whereby GoAP has imposed electricity duty on generation and sale of electrical energy calculated at the rate of six paise for each electricity unit generated by GVPGL since commencement of commercial operations. Based on an internal assessment and an expert opinion, the management of the Group is confident that the provisions of Electricity Duty Act and Rules, 1939 in respect of payment of electricity duty are not applicable to GVPGL. Accordingly, electricity duty liability of ₹ 63.65 crores (Group's share is ₹ 32.92 crores) for the period September 2006 to March 2017 has been considered as a contingent liability.
- iv) During the year ended March 31, 2010, GVPGL was granted a refund of customs duty of ₹ 69.10 crore which was paid earlier towards the import of plant and machinery. Subsequently, GVPGL received a refund of ₹ 59.11 crore.
 - a. During the year ended March 31, 2011, GVPGL received an intimation from the Office of the Joint Director General of Foreign Trade ('DGFT') for cancellation of duty drawback refund order received in 2009-10 to the extent of ₹ 9.99 crore.
 - b. During the year ended March 31, 2012, GVPGL received a further intimation from DGFT for cancellation of duty drawback refund order of ₹ 59.11 crore received in 2009-10, thereby seeking refund of the amount that it received earlier. Based on an expert's opinion the management is confident that the duty drawback refund granted earlier was appropriate and that the cancellation of the duty drawback refund is not tenable. Accordingly, no adjustment has been made with regard to the refund of ₹ 59.11 crore (group's share is ₹ 30.58 crore) already received by GVPGL.
 - c. GVPGL has filed a writ petition with the Hon'ble High Court of Delhi in November 2011. During the year ended March 31, 2015, the matter has been transferred to Hon'ble Supreme Court of India and will be concluded along with other similar cases and is pending finalization as at March 31, 2017.
- v) GKEL has invoked the Bank Guarantees of its EPC Contractors amounting to ₹ 579.30 crore (March 31, 2016 : ₹ 579.30 crore and April 01, 2015 : ₹ 579.30 crore) on November 12, 2014 for liquidated damages, non-payment of debit notes issued by the GKEL and outstanding liabilities to sub-contractors of EPC contractor. The EPC contractors have filed a claim of ₹ 840.74 crore and the matter is presently under arbitration in Singapore International Arbitration Council. The management of the Group believes that the claim of the EPC contractor is not tenable and the said litigation and arbitration will not have any impact on the consolidated financial statements of the Group.

Notes to the consolidated financial statements for the year ended March 31, 2017

9b. Interest in Associates

(1) Details of Associates :

Name of the Entity	Place of Business ²	Percentage of effective ownership interest held (directly and indirectly) as at			Percentage of voting right held as at			Nature of Activities	Accounting Method
		March 31, 2017	March 31, 2016	April 01, 2015	March 31, 2017	March 31, 2016	April 01, 2015		
a) Material associates : GMR Chhattisgarh Energy Limited (GCEL) ³	India	47.62%	NA	NA	47.62%	NA	NA	Owns and operates 1,370 MW coal based thermal power plant in Raipur district of Chattisgarh.	Equity Method
GMR Rajahmundry Energy Limited (GREL) ³	India	45.00%	NA	NA	45.00%	NA	NA	Owns and operates 768 MW combined cycle gas based power plant at Rajahmundry, Andhra Pradesh.	Equity Method

Notes :

- Aggregate amount of unquoted investment in associates ₹ 2,029.39 crore (March 31, 2016 : Nil and April 01, 2015 : Nil).
- The country of incorporation of the above entities is same as their principal place of business.
- Dilution during the year ended March 31, 2017 on account of SDR by the lender. Was a subsidiary as at March 31, 2016. Refer Note No. 36(d) and 36(g).

(2) Summarised financial information for material associates

(₹ in crore)

Particulars	GCEL			GREL			Total		
	March 31, 2017	March 31, 2016	April 01, 2015	March 31, 2017	March 31, 2016	April 01, 2015	March 31, 2017	March 31, 2016	April 01, 2015
Current assets									
Cash & cash equivalents	2.45	-	-	5.26	-	-	7.71	-	-
Current tax assets	-	-	-	0.57	-	-	0.57	-	-
Other assets	105.55	-	-	56.50	-	-	162.05	-	-
Total current assets	108.00	-	-	62.33	-	-	170.33	-	-
Non current assets									
Non current tax assets	0.69	-	-	-	-	-	0.69	-	-
Deferred tax assets	-	-	-	-	-	-	-	-	-
Other non current assets	10,540.01	-	-	3,218.64	-	-	13,758.65	-	-
Total non current assets	10,540.70	-	-	3,218.64	-	-	13,759.34	-	-
Current liabilities									
Financial liabilities(excluding trade payable and provisions)	874.39	-	-	212.48	-	-	1,086.87	-	-
Current tax liabilities	0.13	-	-	0.31	-	-	0.44	-	-
Other liabilities	47.34	-	-	63.63	-	-	110.97	-	-
Total current liabilities	921.86	-	-	276.42	-	-	1,198.28	-	-
Non current liabilities									
Financial liabilities(excluding trade payable and provisions)	5,422.40	-	-	2,394.08	-	-	7,816.48	-	-
Deferred tax liabilities	-	-	-	-	-	-	-	-	-
Other liabilities	42.80	-	-	15.77	-	-	58.57	-	-
Total non current liabilities	5,465.20	-	-	2,409.85	-	-	7,875.05	-	-
Net assets	4,261.64	-	-	594.70	-	-	4,856.34	-	-

Notes to the consolidated financial statements for the year ended March 31, 2017

(3) Reconciliation of carrying amounts of material associates

(₹ in crore)

Particulars	GCEL			GREL			Total		
	March 31, 2017	March 31, 2016	April 01, 2015	March 31, 2017	March 31, 2016	April 01, 2015	March 31, 2017	March 31, 2016	April 01, 2015
Closing net assets	4,261.64	-	-	594.70	-	-	4,856.34	-	-
Proportion of the group's ownership	47.62%	-	-	45.00%	-	-			
Group's share	2,029.39	-	-	267.62	-	-	2,297.01	-	-
Adjustments to the equity values									
a) Additional impairment charge	-	-	-	(267.62)	-	-	(267.62)	-	-
Carrying amount of the investment	2,029.39	-	-	-	-	-	2,029.39	-	-

(4) Summarised Statement of Profit & Loss for material associates

(₹ in crore)

Particulars	GCEL		GREL		Total	
	W.e.f March 01, 2017	March 31, 2016	W.e.f May 12, 2016	March 31, 2016	March 31, 2017	March 31, 2016
Revenue	45.87	-	274.84	-	320.71	-
Interest income	0.97	-	3.91	-	4.88	-
Depreciation & amortisation expenses	29.89	-	181.48	-	211.37	-
Interest expense	78.45	-	236.33	-	314.78	-
Other expenses (net of other income)	192.98	-	269.35	-	462.33	-
Tax expenses / (income)	0.18	-	(0.88)	-	(0.70)	-
Profit for the year	(254.66)	-	(407.53)	-	(662.19)	-
Other comprehensive income	(0.05)	-	-	-	(0.05)	-
Total comprehensive income	(254.71)	-	(407.53)	-	(662.24)	-
Group share of profit for the year	(120.83)	-	(183.39)	-	(304.22)	-
Dividend received	-	-	-	-	-	-

(5) Carrying amount of investments in joint ventures, associates and others

(₹ in crore)

Particulars	March 31, 2017	March 31, 2016	April 01, 2015
Material joint ventures (refer note no. - 9(a))	7,151.59	4,488.94	4,535.36
Material associates (refer note no. - 9(b))	2,029.39	-	-
Other joint ventures (refer note no. - 9(a))	183.85	199.10	162.40
Total	9,364.83	4,688.04	4,697.76

(6) Share in profits / (loss) of joint ventures / associates (net)

(₹ in crore)

Particulars	March 31, 2017	March 31, 2016
Material joint ventures	(114.62)	(104.07)
Material associates	(304.22)	-
Other joint ventures	46.22	19.15
Total	(372.62)	(84.92)

(7) Capital Commitments in respect of joint ventures and associates

a) Capital commitments in respect of joint ventures

(₹ in crore)

Particulars	March 31, 2017	March 31, 2016	April 01, 2015
Estimated value of contracts remaining to be executed on capital account, not provided for (net of advances)	598.37	3.24	3.22

Notes to the consolidated financial statements for the year ended March 31, 2017

b) Capital commitments in respect of associates

(₹ in crore)

Particulars	March 31, 2017	March 31, 2016	April 01, 2015
Estimated value of contracts remaining to be executed on capital account, not provided for (net of advances)	62.19	-	-

(8) Other Commitments of / towards joint ventures and associates

- i) Certain entities in power sector have entered into PPAs with customers, pursuant to which these entities have committed to sell power of contracted capacity as defined in the respective PPAs, make available minimum Power Load Factor (PLF) over the period of tariff year as defined in the respective PPAs. The PPAs contain provision for disincentives and penalties in case of certain defaults.
- ii) Certain entities in power sector have entered into fuel supply agreements with suppliers whereby these entities have committed to purchase and suppliers have committed to sell contracted quantity of fuel for defined period as defined in the respective fuel supply agreements, including the fuel obtained through the suppliers outside India.
- iii) One of the overseas entities in power sector and the Government of Indonesia (Government) have entered into coal sale agreement for a defined period pursuant to which the entity is required to pay to the Government, amount equivalent to a specified percentage of proceeds from sale of the coal by the entity. Further, based on a regulation of the Government, all Companies holding mining rights have an obligation to pay an exploitation fee equivalent to certain percentage, ranging from 3% - 5% of sales, net of selling expenses.
- iv) One of the overseas entities in power sector (as the buyer) and its jointly controlled entity (as the seller) in power sector have entered into a coal sale agreement for sale and purchase of coal, whereby the buyer entity and seller entity have committed to, respectively, take delivery and to deliver, minimum specified percentage of the annual tonnage as specified in the agreement for each delivery year, based on the agreed pricing mechanism. The buyer entity is also committed to use the coal for the agreed use, provided that it shall not sell any coal to any person domiciled or incorporated in the country in which the seller entity operates.
- v) Certain entities in the power sector have entered into long term assured parts supply and maintenance agreements with sub-contractors whereby these entities have committed to pay fixed charges in addition to variable charges based on operating performance as defined in the agreements. The entities have also committed to pay incentives on attainment of certain parameters by the sub-contractors.
- vi) GEL has provided commitment to fund the cost overruns over and above the estimated project cost or cash deficiency, if any, to the lenders of its project stage subsidiaries, to the extent as defined in the agreements executed with the respective lenders.
- vii) One of the entities in airports sector has entered into a tripartite Master Service Agreement ('MSA') with the service provider and the holding company of the service provider, whereby this entity is committed to pay annually to the service provider if the receivable of the service provider falls short of subsistence level (as defined in the said MSA). Also in case of delay in payment of dues from customers to the service provider, this entity would fund the deficit on a temporary basis till the time the service provider collects the dues from aforementioned customers.
- viii) In respect of Group's investments in certain jointly controlled entities, other joint venture partners have the first right of refusal in case any of the joint venture partners intend to sell its stake subject to other terms and conditions of respective joint venture agreements.
- ix) In respect of Group's investments in jointly controlled entities, the Group cannot transfer / dispose its holding for a period as specified in the respective joint venture agreements.
- x) Shares of the certain jointly controlled entities have been pledged as security towards loan facilities sanctioned to the Group.
- xi) The Group has committed to provide continued financial support to some of the joint ventures and associates, to ensure that these entities are able to meet their debts and liabilities as they fall due and they continue as going concerns.
- xii) GHIAL has agreed to buy out the 60% shareholding amounting to ₹ 5.34 crores in APFT held by its JV partner Asia Pacific Flight Training Academy, SDN, BHD, Malaysia at a value of one US dollar considering the market potential of flight training business in India.
- xiii) Certain entities in power sector have made a commitment towards expenditure on corporate social responsibility activities amounting to ₹ 62.79 crore.

Notes to the consolidated financial statements for the year ended March 31, 2017

(9) a) **Contingent liabilities in respect of associates**

(₹ in crore)

Particulars	March 31, 2017	March 31, 2016	April 01, 2015
Bank guarantees outstanding / Letter of credit outstanding	748.63	-	-
Claims against the Group not acknowledged as debts	12.39	-	-
Total	761.02	-	-

b) **Refer Note 50(b) with regard to corporate guarantee provided by the Group on behalf of associates.**

c) **Others in addition to (a) and (b) above:**

- GCEL was allotted two coal mines at Ganeshpur and Talabira to meet its fuel requirements. Subsequent to the year ended March 31, 2017, GCEL has filed writ petition with Delhi High Court for surrendering both the coal blocks allotted during the year ended March 31, 2015. The management is of the opinion that in view of the recent decisions by the Delhi High Court in similar cases, there will be no financial implications on GCEL for the surrender of mines.
- GCEL has experienced certain delays and incurred cost overruns in the completion of the project including receipt of additional claims from the EPC contractors. The claims of the key EPC contractor of USD 143.60 millions, Doosan Power Systems India Private Limited ('DPS') is under arbitration in the Singapore International Arbitration Centre (SIAC). Based on the legal opinion, the management is confident that it has strong defence for the claims raised by the EPC contractor and believes that the claims are not tenable in law and accordingly no financial implications are expected out of the said arbitration.
- GCEL had entered into Bulk Power Purchase Transmission Agreement ('BPTA') with Power Grid Corporation of India Limited ('PGCIL'), per which GCEL was granted Long Term Access (LTA) of 386MW in Western Region and 430MW in Northern Region. GCEL has written letters to PGCIL for surrendering these transmission lines. GCEL based on an internal assessment is of the view that the factors adversely impacting the supply of power by GCEL is "Force Majeure" as per BPTA and accordingly, believes that this will not have financial implications on GCEL.
- The environmental clearance for Talabira - 1 Coal Mine vested to the Group from Hindalco Industries Limited in terms of the Vesting Order received from the Nominated Authority, Ministry of Coal, GOI has been challenged at the National Green Tribunal, Eastern Bench, Kolkata. The said dispute is continuing from the time of Hindalco industries Limited and is pending as on the date. However, the management of the Group is of the opinion that the dispute raised does not have any legal validity and accordingly no adjustments are required to be made in these consolidated financial statements for the year ended March 31, 2017.

9 c. **Financial Assets - Non-current investments**

(₹ in crore)

	March 31, 2017 ₹ in crore	March 31, 2016 ₹ in crore	April 01, 2015 ₹ in crore
Investments carried at fair value through consolidated statement of profit or loss			
In equity shares of other companies ¹	0.59	4.59	4.65
In equity shares of body corporates [₹ Nil (March 31, 2016: ₹ Nil and April 01, 2015: ₹ 3,924)]	-	-	0.00
Investments at amortised cost			
Investment in Debentures ²	81.36	70.72	61.44
In other securities	1.51	-	-
	83.46	75.31	66.09
Less: Current portion of non-current investments (March 31, 2016: ₹ Nil; April 01, 2015: ₹ 3,924)	-	-	(0.00)
Total	83.46	75.31	66.09
Aggregate book value of quoted investments	-	-	-
Aggregate market value of quoted investments	-	-	-
Aggregate value of unquoted investments	83.46	75.31	66.09

- During the year ended March 31, 2017, the Group has written off its investments in Power Exchange India Limited.
- During the year ended March 31, 2011, GMR SEZ and Port Holding Private Limited ('GSPHPL') had invested ₹ 100.00 crore in KIHPL, a shareholder in KSPL, through cumulative optionally convertible debentures with coupon rate of 0.10% p.a. GSPHPL is entitled to exercise the option of conversion of the aforesaid debentures into equity shares of KIHPL at a mutually agreed valuation at any time not exceeding 36 months from the date of execution of the debenture agreement (March 18, 2011). This period had been extended by 18 months with effect from March 18, 2014. During the year ended March 31, 2016, this period has been further extended by 36 months from September 18, 2015. In the event GSPHPL does not exercise the option to convert the debentures into shares within the said period, the debentures shall be compulsorily converted by KIHPL into equity shares on expiry of the aforementioned period. The investment in KIHPL of ₹ 100.00 crore has been carried at amortised cost as per Ind AS 109.

Notes to the consolidated financial statements for the year ended March 31, 2017

10. Trade receivables

	Non-current			Current		
	March 31, 2017 ₹ in crore	March 31, 2016 ₹ in crore	April 01, 2015 ₹ in crore	March 31, 2017 ₹ in crore	March 31, 2016 ₹ in crore	April 01, 2015 ₹ in crore
Unsecured, considered good	42.23	43.17	79.54	1,736.74	1,530.60	1,364.07
	42.23	43.17	79.54	1,736.74	1,530.60	1,364.07
Unsecured, considered doubtful	9.04	5.09	20.27	13.69	35.72	40.34
Less: Allowances for doubtful receivables, including allowance for expected credit losses	(9.04)	(5.09)	(20.27)	(13.69)	(35.72)	(40.34)
	-	-	-	-	-	-
Total	42.23	43.17	79.54	1,736.74	1,530.60	1,364.07

- (i) No trade or other receivable are due from directors or other officers of the company either severally or jointly with any other person. Nor any trade or other receivable are due from firms or private companies respectively in which any director is a partner, a director or a member.
- (ii) Trade receivables are non-interest bearing.

11. Loans

	Non-current			Current		
	March 31, 2017 ₹ in crore	March 31, 2016 ₹ in crore	April 01, 2015 ₹ in crore	March 31, 2017 ₹ in crore	March 31, 2016 ₹ in crore	April 01, 2015 ₹ in crore
Security Deposit						
Unsecured, considered good						
Security deposit includes deposits with related parties (refer note below)	0.11	0.11	16.47	31.09	35.78	28.10
Security deposit with others	35.31	21.48	15.55	5.23	9.07	10.58
Unsecured, considered doubtful	0.31	0.31	0.31	-	-	-
	35.73	21.90	32.33	36.32	44.85	38.68
Provision for doubtful deposits	(0.31)	(0.31)	(0.31)	-	-	-
Total (A)	35.42	21.59	32.02	36.32	44.85	38.68
Other loans						
Unsecured, considered good						
Loan to related parties (refer note below)	370.72	106.64	136.61	100.12	250.66	248.19
Loan to others	45.45	6.35	2.48	14.44	1.33	17.04
Loan to employees	0.53	0.98	3.23	4.65	14.48	7.06
Total (B)	416.70	113.97	142.32	119.21	266.47	272.29
Total (A+B)	452.12	135.56	174.34	155.53	311.32	310.97
Security deposit includes deposits with related parties:						
GMR Family Fund Trust ('GFFT')	-	-	7.75	31.09	35.78	28.10
Corporate Infrastructure Services Limited ('CISL')	-	-	8.59	-	-	-
Others	0.11	0.11	0.13	-	-	-
	0.11	0.11	16.47	31.09	35.78	28.10

Notes to the consolidated financial statements for the year ended March 31, 2017

	Non-current			Current		
	March 31, 2017 ₹ in crore	March 31, 2016 ₹ in crore	April 01, 2015 ₹ in crore	March 31, 2017 ₹ in crore	March 31, 2016 ₹ in crore	April 01, 2015 ₹ in crore
Loan to related parties considered good include :						
GMR Enterprises Private Limited ('GEPL')	331.00	-	-	10.00	10.00	10.00
GMR Varalakshmi Foundation ('GVF')	-	-	-	-	-	8.64
Laqshya	4.76	4.26	5.74	-	2.25	1.07
UEPL	-	24.85	22.46	-	-	-
JEPL	-	4.50	4.50	-	-	-
GOSSEHPL	14.30	20.08	20.08	-	-	-
GKEL	-	36.60	73.17	-	226.99	212.10
GVPGL	-	-	-	12.45	-	-
GBHPL	-	-	-	40.30	-	-
GMCAC	16.75	16.35	10.66	-	-	7.88
GREL	-	-	-	1.04	-	-
GWEL	1.43	-	-	8.25	-	-
GEL	-	-	-	0.82	-	-
GCEL	2.48	-	-	2.45	-	-
GBHHPL	-	-	-	1.26	-	-
GAGL	-	-	-	10.25	-	-
WAISL	-	-	-	6.27	4.62	0.70
AAI	-	-	-	7.03	6.80	7.80
	370.72	106.64	136.61	100.12	250.66	248.19

12 Other financial assets

	Non-current			Current		
	March 31, 2017 ₹ in crore	March 31, 2016 ₹ in crore	April 01, 2015 ₹ in crore	March 31, 2017 ₹ in crore	March 31, 2016 ₹ in crore	April 01, 2015 ₹ in crore
Unsecured, considered good unless stated otherwise						
Non-current bank balances (refer note 16)	500.44	1,268.28	1,853.26	-	-	-
	500.44	1,268.28	1,853.26	-	-	-
Derivative instruments at fair value through profit or loss						
Derivatives not designated as hedge						
Principal and interest rate swap (refer note 52)	-	6.42	1.88	-	-	-
Cross currency swap (refer note 52)	-	-	29.40	-	-	-
	-	6.42	31.28	-	-	-
Unsecured, considered good unless stated otherwise						
Receivable against service concession arrangements	1,291.07	1,385.25	1,470.31	150.76	83.17	74.34
Unbilled revenue	26.92	-	-	368.64	313.05	278.95
Interest accrued on fixed deposits	0.50	6.97	3.92	28.30	46.24	63.99
Interest accrued on long term investments (refer note 50)	-	-	-	6.73	80.90	48.34
Non trade receivable	-	-	-	59.51	58.01	54.83
Non trade receivable considered doubtful	-	137.47	130.99	-	28.50	27.27
	1,318.49	1,529.69	1,605.22	613.94	609.87	547.72
Provision for doubtful non trade receivable	-	(137.47)	(130.99)	-	(28.50)	(27.27)
Total	1,818.93	2,666.92	3,358.77	613.94	581.37	520.45

Notes to the consolidated financial statements for the year ended March 31, 2017

13 Other assets

	Non-current			Current		
	March 31, 2017 ₹ in crore	March 31, 2016 ₹ in crore	April 01, 2015 ₹ in crore	March 31, 2017 ₹ in crore	March 31, 2016 ₹ in crore	April 01, 2015 ₹ in crore
Capital advances						
Unsecured, considered good						
Capital advances to related parties (refer note below)	72.90	662.90	712.90	-	-	-
Capital advances to others	115.08	396.11	489.28	-	-	-
Total (A)	187.98	1,059.01	1,202.18	-	-	-
Advances other than Capital advances						
Unsecured, considered good						
Advances other than capital	8.91	106.14	108.56	183.45	291.33	231.04
Passenger service fee (Security Component) [Refer note 42(d)(v)]	42.21	61.34	80.03	-	-	-
Unsecured, considered doubtful	0.45	16.04	16.24	-	-	-
	51.57	183.52	204.83	183.45	291.33	231.04
Provision for doubtful advances	(0.45)	(16.04)	(16.24)	-	-	-
Total (B)	51.12	167.48	188.59	183.45	291.33	231.04
Others						
Prepaid expenses	10.13	57.61	89.42	34.89	80.94	96.27
Deposit/balances with statutory/government authorities	54.02	69.18	72.37	19.29	55.00	50.20
Development fund receivable	-	-	106.35	-	83.99	456.20
Deposit/balances with statutory/government authorities, considered doubtful	-	6.23	6.23	-	-	-
	64.15	133.02	274.37	54.18	219.93	602.67
Provision for doubtful advances	-	(6.23)	(6.23)	-	-	-
Total (C)	64.15	126.79	268.14	54.18	219.93	602.67
Total (A+B+C)	303.25	1,353.28	1,658.91	237.63	511.26	833.71
Capital advances includes advances to related parties:						
GEPL	50.00	640.00	690.00	-	-	-
Polygon Enterprises Private Limited ('Polygon')	22.90	22.90	22.90	-	-	-
Total	72.90	662.90	712.90	-	-	-

14 Inventories

	March 31, 2017 ₹ in crore	March 31, 2016 ₹ in crore	April 01, 2015 ₹ in crore
Raw materials - coal and other fuel (including March 31, 2017 : ₹ Nil, March 31, 2016 : ₹ 10.86 crore and April 01, 2015 : ₹ 1.05 crore in transit)	-	121.93	34.22
Raw materials - others	66.52	8.73	5.41
Traded goods	16.85	9.99	7.40
Consumables, stores and spares	45.79	83.72	77.31
Total Inventories (valued at lower of cost and net realisable value)	129.16	224.37	124.34

Notes to the consolidated financial statements for the year ended March 31, 2017

15 Financial Assets - Current investments

	March 31, 2017 ₹ in crore	March 31, 2016 ₹ in crore	April 01, 2015 ₹ in crore
Investments carried at fair value through consolidated statement of profit or loss			
Investment in equity instruments	-	-	0.41
Investment in domestic mutual funds	2,547.70	1,312.63	330.55
Investments in domestic other funds	45.68	56.15	24.04
Investment in overseas funds by foreign subsidiaries	240.07	339.03	653.15
Investment in commercial papers	140.49	74.01	-
Total Investments	2,973.94	1,781.82	1,008.15

Notes:

- Aggregate market value of current quoted investments - ₹ Nil (March 31, 2016: ₹ Nil; April 01, 2015 : ₹ 0.41 crore)
- Aggregate carrying amount of current unquoted investments (including current portion of non-current investments) - ₹ 2,973.94 crore (March 31, 2016: ₹ 1,781.82 crore; April 01, 2015 : ₹ 1,007.74 crore)
- Aggregate provision for diminution in the value of current investments ₹ Nil (March 31, 2016: ₹ Nil ; April 01, 2015: ₹ 0.80 crore)

16 Cash and cash equivalents

	Non-current			Current		
	March 31, 2017 ₹ in crore	March 31, 2016 ₹ in crore	April 01, 2015 ₹ in crore	March 31, 2017 ₹ in crore	March 31, 2016 ₹ in crore	April 01, 2015 ₹ in crore
Balance with banks						
- on current account ²	0.28	0.28	10.18	325.64	278.40	1,148.96
- Deposits with original maturity of less than three months	-	-	7.03	1,120.29	894.94	312.87
Cheques / drafts on hand	-	-	-	9.62	15.78	6.34
Cash on hand / credit card collection	-	-	-	3.21	3.50	4.20
(A)	0.28	0.28	17.21	1,458.76	1,192.62	1,472.37
Bank balances other than cash and cash equivalents						
- Deposits with remaining maturity for less than 12 months ³	-	-	-	311.82	410.75	830.84
- Restricted balances with bank ^{1, 4}	500.16	1,268.00	1,836.05	0.50	940.89	1,346.20
(B)	500.16	1,268.00	1,836.05	312.32	1,351.64	2,177.04
Amount disclosed under other financial assets (refer note 12)	(500.44)	(1,268.28)	(1,853.26)	-	-	-
(C)	(500.44)	(1,268.28)	(1,853.26)	-	-	-
Total (A+B-C)	-	-	-	1,771.08	2,544.26	3,649.41

- Includes fixed deposits in GICL of ₹ 229.60 crore (March 31, 2016: ₹ 457.71 crore and April 01, 2015: ₹ 609.15 crore) with Eurobank, Cyprus. The Republic of Cyprus is presently facing economic difficulties. The management is of the view that in spite of such economic difficulties the amount held as fixed deposit with Eurobank is good for recovery though withdrawal of the amount from the Republic of Cyprus would be subject to restriction as may be imposed by the Central Bank of Cyprus. Accordingly, the amount of deposit has been considered as non current.
- Includes balances in Exchange Earner's Foreign Currency ('EEFC') Accounts
- Includes unclaimed dividend of ₹ 0.26 crore (March 31, 2016: ₹ 0.27 crore and April 01, 2015: ₹ 0.27 crore) and ₹ Nil (March 31, 2016: ₹ 0.01 crore and April 01, 2015: ₹ 9.91 crore) towards DSRA maintained by the Company with ICICI. Includes ₹ Nil (March 31, 2016: ₹ Nil and April 01, 2015: ₹ 347.65 crore) towards share application money for issue of rights shares. The funds are received in an escrow account and are restricted till the allotment of equity shares pursuant to the right issue. Refer note 17(g).

Notes to the consolidated financial statements for the year ended March 31, 2017

4. Restricted deposits includes margin money deposit and deposits with banks that are pledged by the Group with the Government and other authorities and with lenders against long-term and short-term borrowings availed by the Group.
5. Balances with banks on current accounts does not earn interest. Short-term deposits are made for varying periods of between one day and three months, depending on the immediate cash-requirement of the Group and earn interest at the respective short-term deposit rates.
6. Refer notes 19 and 24 as regards restriction on balances with banks arising in connections with the borrowings made by the Group.
7. 'For the purpose of the consolidated statement of cash flows, cash and cash equivalents comprise the following:

(₹ in crore)

Particulars	March 31, 2017	March 31, 2016	April 01, 2015
Balances with banks:			
- On current accounts	325.64	278.40	1,148.96
Deposits with original maturity of less than three months	1,120.29	894.94	312.87
Cheques / drafts on hand	9.62	15.78	6.34
Cash on hand / credit card collection	3.21	3.50	4.20
Cash at bank and short term deposits attributable to entities held for sale (refer note 36)	5.89	135.05	35.71
Cash and cash equivalents for Consolidated statement of cash flow	1,464.65	1,327.67	1,508.08

8. During the year, the Group had Specified Bank Notes (SBNs) or other denomination notes as defined in the MCA notification G.S.R. 308(E) dated March 30, 2017. The details of SBNs held and transacted during the period from November 8, 2016 to December 30, 2016, denomination wise SBNs and other notes as per the notifications is given below:

(₹ in crore)

Particulars	SBNs ¹	Other denomination notes	Total
Closing cash in hand as on November 8, 2016	2.58	1.51	4.09
(+) Withdrawn from Banks	-	0.21	0.21
(+) Permitted receipts ²	4.47	36.51	40.98
(+) Non permitted receipts ⁴	0.92	-	0.92
(-) Permitted payments	-	(3.04)	(3.04)
(-) Amount deposited in banks	(7.97)	(32.22)	(40.19)
Closing cash in hand as on December 30, 2016³	-	2.97	2.97

1. For the purposes of this clause, the term 'Specified Bank Notes' (SBNs) shall have the same meaning provided in the notification of the Government of India, in the Ministry of Finance, Department of Economic Affairs number S.O. 3407(E), dated the 8th November, 2016.
2. Amount disclosed under Permitted receipts for SBNs represents cash collected towards car parking charges, airport entry passes, toll charges, amount received through Lost and Found section. The management has considered that the aforesaid collections are permissible as these are towards public utility services which were subsequently waived through a government notification with effect from November 14, 2017. Accordingly, the management has accepted these SBNs during the aforesaid period for uninterrupted functioning of the airport and expressways facilities.
3. ₹ 5,000 of SBNs as on December 30, 2016 were stale which could not be deposited in bank and accordingly written off later during the year.
4. Amount disclosed under "Non permitted receipts" represents the amount directly deposited by employees out of imprest advance made by the Company on various dates before November 08, 2016.

Notes to the consolidated financial statements for the year ended March 31, 2017

17 Equity

	Equity Shares		Preference Shares ²		Preference Shares ³ (Series A and B)	
	In Numbers	(₹ in crore)	In Numbers	(₹ in crore)	In Numbers	(₹ in crore)
Authorised share capital:						
At April 01, 2015	7,500,000,000	750.00	-	-	12,000,000	1,200.00
Increase/(decrease) during the year ¹	6,000,000,000	600.00	6,000,000	600.00	(12,000,000)	(1,200.00)
At March 31, 2016	13,500,000,000	1,350.00	6,000,000	600.00	-	-
Increase/(decrease) during the year	-	-	-	-	-	-
At March 31, 2017	13,500,000,000	1,350.00	6,000,000	600.00	-	-

a. Issued equity capital

Equity shares of ₹ 1 each issued, subscribed and fully paid

	In Numbers	(₹ in crore)
At April 01, 2015	4,361,247,379	436.13
Add: Issued during the year (refer note 17(g))	934,553,010	93.46
Add : Converted from Series A CCPS & Series B CCPS during the year (refer note 17(c))	740,144,886	74.00
At March 31, 2016	6,035,945,275	603.59
Changes during the period	-	-
At March 31, 2017	6,035,945,275	603.59

1. During the year ended March 31, 2016, the authorised equity share capital was increased by ₹ 600 crore i.e. 600 crore equity shares of ₹ 1 each.
2. During the year ended March 31, 2016, the authorised preference share capital was increased by ₹ 600 crore i.e. 0.60 crore preference shares of ₹ 1,000 each.
3. During the year ended March 31, 2016, the authorised preference share capital of Series A and Series B was decreased by ₹ 1,200 crore i.e. 1.20 crore preference shares of ₹ 1,000 each.

b. Terms/rights attached to equity shares

The Company has only one class of equity shares having par value of ₹ 1 per share. Every member holding equity shares therein shall have voting rights in proportion to the member's share of the paid up equity share capital. The Company declares and pays dividend in Indian rupees. The dividend proposed by the Board of Directors is subject to the approval of the shareholders in the ensuing Annual General Meeting.

In the event of liquidation of the Company, the holders of equity shares will be entitled to receive remaining assets of the Company, after distribution of all preferential amounts. The distribution will be in proportion to the number of equity shares held by the equity shareholders.

c. Terms/ rights attached to preference shares

During the year ended March 31, 2014, pursuant to the equity shareholders' approval obtained on March 20, 2014, the Company issued 11,366,704 CCPS of face value of ₹ 1,000 each comprising of (a) 5,683,351 Series A CCPS each fully paid up, carrying a coupon rate of 0.001% per annum ('p.a.') and having a term of 17 months from the date of allotment and (b) 5,683,353 Series B CCPS each fully paid up, carrying a coupon rate of 0.001% p.a. and having a term of 18 months from the date of allotment, to IDFC Limited, Dunearn Investments (Mauritius) Pte Limited, GKFF Ventures, Premier Edu-Infra Solutions Private Limited and Skyron Eco-Ventures Private Limited. The Series A CCPS and Series B CCPS were convertible into equity shares upon the expiry of their respective terms in accordance with the provisions of Chapter VII of the SEBI (Issue of Capital Disclosure Requirements) Regulations, 2009, as amended ('ICDR Regulations') on the basis of the minimum permissible price, computed in accordance with Regulation 76 read with Regulation 71(b) of the SEBI ICDR Regulations on the conversion date. Pursuant to the approval of the Management Committee of the Board of Directors dated August 26, 2015 and September 26, 2015, the Company approved the allotment for conversion of aforesaid Series A CCPS into 359,478,241 equity shares of face value of ₹ 1 each at a price of ₹ 15.81 per equity share (including securities premium of ₹ 14.81 per equity share) and the Series B CCPS into 380,666,645 equity shares of face value of ₹ 1 each at a price of ₹ 14.93 per equity share (including securities premium of ₹ 13.93 per equity share) respectively. The presentation of the liability and equity portions of the share is explained in the summary of significant accounting policy.

Notes to the consolidated financial statements for the year ended March 31, 2017

d. Shares held by holding /ultimate holding company and/ or their subsidiaries/ associates.

Out of the equity shares issued by the company, shares held by its holding company, ultimate holding company and their subsidiaries/ associates are as below:

Name of the shareholder	March 31, 2017		March 31, 2016		April 01, 2015	
	No. of shares held	(₹ in crore)	No. of shares held	(₹ in crore)	No. of shares held	(₹ in crore)
GMR Holdings Private Limited ('GHPL'), the Holding Company (till August 10, 2016) Equity shares of ₹ 1 each, fully paid up	-	-	2,852,072,962	285.21	2,752,091,862	275.21
GMR Infra Ventures LLP ('GIVLLP'), an associate of the Holding Company Equity shares of ₹ 1 each, fully paid up	31,321,815	3.13	31,321,815	3.13	31,321,815	3.13
GMR Enterprises Private Limited ('GEPL'), an associate of the Holding Company (till August 10, 2016) and holding company w.e.f August 11, 2016. Equity shares of ₹ 1 each, fully paid up	2,878,245,098	287.82	23,400,000	2.34	23,400,000	2.34
Welfare Trust of GMR Infra Employees ('GWT'), an associate of the Holding Company Equity shares of ₹ 1 each, fully paid up	17,999,800	1.80	17,999,800	1.80	17,999,800	1.80
GMR Business and Consulting LLP ('GBC'), an associate of the Holding Company Equity shares of ₹ 1 each, fully paid up	805,635,166	80.56	805,635,166	80.56	52,973,443	5.30
Cadence Retail Private Limited ('CRPL'), a subsidiary of the Holding Company Equity shares of ₹ 1 each, fully paid up	100,000	0.01	100,000	0.01	100,000	0.01

e. Details of shareholders holding more than 5% shares in the Company

Name of the shareholder	March 31, 2017		March 31, 2016		April 01, 2015	
	No. of shares held	% holding in class	No. of shares held	% holding in class	No. of shares held	% holding in class
Equity shares of ₹ 1 each fully paid						
GHPL	-	-	2,852,072,962	47.25%	2,752,091,862	63.10%
GEPL	2,878,245,098	47.69%	-	-	-	-
GBC	805,635,166	13.35%	805,635,166	13.35%	52,973,443	1.21%
Dunearn Investments (Mauritius) Pte Limited	513,639,481	8.51%	513,639,481	8.51%	-	-
Series A CCPS of ₹ 1,000 each						
Dunearn Investments (Mauritius) Pte Limited	-	-	-	-	3,944,084	69.40%
IDFC Limited*	-	-	-	-	209,550	3.69%
GKFF Ventures*	-	-	-	-	272,415	4.79%
Premier Edu-Infra Solutions Private Limited*	-	-	-	-	209,550	3.69%
Skyron Eco Ventures Private Limited*	-	-	-	-	1,047,752	18.43%
Series B CCPS of ₹ 1,000 each						
Dunearn Investments (Mauritius) Pte Limited	-	-	-	-	3,944,085	69.40%

Notes to the consolidated financial statements for the year ended March 31, 2017

IDFC Limited*	-	-	-	-	209,550	3.69%
Name of the shareholder	March 31, 2017		March 31, 2016		April 01, 2015	
	No. of shares held	% holding in class	No. of shares held	% holding in class	No. of shares held	% holding in class
Premier Edu-Infra Solutions Private Limited*	-	-	-	-	209,550	3.69%
Skyron Eco Ventures Private Limited*	-	-	-	-	1,047,752	18.43%

*Joint investor under the same share subscription and shareholders agreement.

As per records of the Company including its register of shareholders/members, the above share holding represents both legal and beneficial ownership of shares.

(f) Aggregate number of shares issued for consideration other than cash during the period of five years immediately preceding the reporting date:

During the year ended March 31, 2016, 5,683,351 Series A CCPS and 5,683,353 Series B CCPS of face value of ₹ 1,000 each have been converted into 359,478,241 equity shares of face value of ₹ 1 each at a price of ₹ 15.81 per equity share (including securities premium of ₹ 14.81 per equity share) and 380,666,645 equity shares of face value of ₹ 1 each at a price of ₹ 14.93 per equity share (including securities premium of ₹ 13.93 per equity share) respectively (refer note 17(c)).

(g) Pursuant to the approval of the Management Committee of the Board of Directors dated April 18, 2015, the Company approved the allotment of 934,553,010 equity shares of face value of ₹ 1 each at a price of ₹ 15 per equity share (including securities premium of ₹ 14 per equity share) for an amount aggregating to ₹ 1,401.83 crore to the existing equity shareholders of the Company on rights basis in the ratio of 3 equity shares for every 14 equity shares held by equity shareholders under chapter IV of the SEBI ICDR Regulations and provisions of all other applicable laws and regulations.

(h) Shares reserved for issue under options

For details of shares reserved for issue on conversion of foreign currency convertible bonds ('FCCB'), please refer note 19(7) related to terms of conversion/redemption of FCCB.

18. Other Equity

(₹ in crore)		
Equity component of preference shares (refer note 46(xii))		
Balance as at April 01, 2015		507.09
Balance as at March 31, 2016		507.09
Balance as at March 31, 2017	(A)	507.09
Treasury shares		
Balance as at April 01, 2015		(101.54)
Balance as at March 31, 2016		(101.54)
Balance as at March 31, 2017	(B)	(101.54)
Share application money pending allotment		
Balance as at April 01, 2015		889.66
Less: issue of shares (refer note 17(g))		(889.66)
Balance as at March 31, 2016		-
Balance as at March 31, 2017	(C)	-
Money received against share warrants		
Balance as at April 01, 2015		141.75
Less: transfer to capital reserve on forfeiture of equity share warrants (refer note 18(e))		(141.75)
Balance as at March 31, 2016		-
Balance as at March 31, 2017	(D)	-

Notes to the consolidated financial statements for the year ended March 31, 2017

Securities premium		
Balance as at April 01, 2015		7,466.77
Add: received during the year on issue of equity shares (refer note 17(g))		1,308.37
Add: securities premium towards conversion of CCPS into equity shares (refer note 17(c))		1,062.66
Less: utilised towards share issue expenses (net of taxes)		(18.76)
Balance as at March 31, 2016		9,819.04
Add: Disposal of a subsidiary during the year		1,296.76
Balance as at March 31, 2017	(E)	11,115.80
Debenture redemption reserve (refer note 18(c))		
Balance as at April 01, 2015		175.45
Add: amount transferred from the surplus balance in the consolidated statement of profit and loss		38.49
Less: amount transferred to the surplus in the consolidated statement of profit and loss		(34.38)
Balance as at March 31, 2016		179.56
Add: amount transferred from the surplus balance in the consolidated statement of profit and loss		29.89
Less: amount transferred to the surplus in the consolidated statement of profit and loss		(28.13)
Balance as at March 31, 2017	(F)	181.32
Capital reserve on consolidation		
Balance as at April 01, 2015 (refer note 18(f))		(71.23)
Balance as at March 31, 2016		(71.23)
Less: Disposal of a subsidiary during the year		(90.84)
Balance as at March 31, 2017	(G)	(162.07)
Capital reserve on acquisition (refer note 18(a))		
Balance as at April 01, 2015		3.41
Balance as at March 31, 2016		3.41
Balance as at March 31, 2017	(H)	3.41
Capital reserve on government grant (refer note 18(d))		
Balance as at April 01, 2015		67.41
Balance as at March 31, 2016		67.41
Balance as at March 31, 2017	(I)	67.41
Capital redemption reserve		
Balance as at April 01, 2015		28.53
Balance as at March 31, 2016		28.53
Less: Disposal of subsidiaries during the year		(28.53)
Balance as at March 31, 2017	(J)	-
Capital reserve on forfeiture		
Balance as at April 01, 2015		-
Add: transfer on forfeiture of equity share warrants (refer note 18(e))		141.75
Balance as at March 31, 2016		141.75
Balance as at March 31, 2017	(K)	141.75
Foreign currency monetary translation difference account (FCMTR) (Refer note 18(g))		
Balance as at April 01, 2015		-
Add: Exchange difference on FCCB recognised during the year		(0.88)
Balance as at March 31, 2016		(0.88)
Add: Exchange difference on FCCB recognised during the year		35.07
Less: FCMTR amortisation during the year		(0.76)

Notes to the consolidated financial statements for the year ended March 31, 2017

Balance as at March 31, 2017	(L)	33.43
Special Reserve u/s 45-IC of Reserve Bank of India ('RBI') Act (refer note 18(b))		
Balance as at April 01, 2015		12.02
Add: Amount transferred from surplus / (deficit) in the statement of profit and loss		7.50
Balance as at March 31, 2016		19.52
Add: Amount transferred from surplus / (deficit) in the statement of profit and loss		7.12
Balance as at March 31, 2017	(M)	26.64
Surplus in the consolidated statement of profit and loss		
Balance as at April 01, 2015		(3,508.83)
Profit/ (loss) for the year		(2,712.50)
Add: Amount transferred from debenture redemption reserve		34.38
Less: Transfer to debenture redemption reserve		(38.49)
Less: Preference share dividend declared by a subsidiary		(2.16)
Less: Special Reserve u/s 45-IC of RBI Act (refer note 18(b))		(7.50)
Less: Re-measurement (losses) / gains on post employment defined benefit plans		(0.72)
Less: Dividend distribution tax on preference share dividend declared by subsidiaries		(3.01)
Balance as at March 31, 2016		(6,238.83)
Profit/ (loss) for the year		(574.59)
Add: Amount transferred from debenture redemption reserve		28.13
Less: Transfer to debenture redemption reserve		(29.89)
Less: Special Reserve u/s 45-IC of RBI Act (refer note 18(b))		(7.12)
Less: Re-measurement (losses) / gains on post employment defined benefit plans		(5.29)
Less: Preference share dividend declared by a subsidiary		(2.16)
Less: Dividend distribution tax on preference share dividend declared by subsidiaries		(0.56)
Balance as at March 31, 2017	(N)	(6,830.31)
Components of Other Comprehensive Income ('OCI')		
Foreign currency translation difference account (FCTR)		
Balance as at April 01, 2015		-
Movement during the year		33.43
Balance as at March 31, 2016		33.43
Movement during the year		27.54
Balance as at March 31, 2017	(O)	60.97
Total other equity (A+B+C+D+E+F+G+H+I+J+K+L+M+N+O)		
Balance as at April 01, 2015		5,610.49
Balance as at March 31, 2016		4,387.26
Balance as at March 31, 2017		5,043.90

- (a) GAPL purchased the aircraft division of GMR Industries Limited ('GIDL') under slump sale on October 01, 2008 for a purchase consideration of ₹ 29.00 crore on a going concern basis and the transaction was concluded in the month of March 2009. Accordingly, an amount of ₹ 3.41 crore being the excess of net value of the assets acquired (based on a valuation report) over the purchase consideration has been recognised as capital reserve on acquisition.

Notes to the consolidated financial statements for the year ended March 31, 2017

- (b) As required by section 45-1C of the RBI Act, 20% of DSPL and GAL's net profit of the year is transferred to special reserve. The said reserve can be used only for the purpose as may be specified by the RBI from time to time.
- (c) GWEL, GEL and GPEPL have not transferred amounts to Debenture Redemption Reserve.
- (d) During the year ended March 31, 2006, GHIAL had received a grant of ₹ 107.00 crore from Government of Telangana [formerly Government of Andhra Pradesh ('GoAP')] towards Advance Development Fund Grant, as per the State Support Agreement. This is in the nature of financial support for the project and accordingly, the Group's share amounting to ₹ 67.41 crore as at April 1, 2011 was included in Capital reserve (government grant).
- (e) On July 02, 2014, the Board of Directors of the Company approved an issue and allotment of up to 180,000,000 warrants having an option to apply for and be allotted equivalent number of equity shares of face value of Re.1 each on a preferential basis under chapter VII of the SEBI ICDR Regulations and provisions of all other applicable laws and regulations and accordingly the Company received an advance of ₹ 141.75 crore against such share warrants. The shareholders approved the aforesaid issue of warrants through postal ballot on August 12, 2014. Pursuant to the approval of the Management Committee of the Board of Directors dated February 26, 2016 the outstanding warrants have been cancelled as the holders did not exercise the option within the due date of 18 months from the date of allotment and ₹ 141.75 crore received as advance towards such warrants has been forfeited in accordance with the SEBI ICDR Regulations during the year ended March 31, 2016. The said amount has been credited to Capital Reserve account during the year ended March 31, 2016.
- f) The Group has paid an additional consideration of ₹ 197.09 crore for acquisition of RSSL which has been adjusted against the capital reserve as at April 01, 2015 (refer note 39)
- g) The MCA, Government of India ('GoI') vide its Notification No GSR 225 (E) dated March 31, 2009 prescribed certain changes to AS - 11 on 'The Effects of Changes in Foreign Exchange Rates'. The Group has, pursuant to adoption of such prescribed changes to the said Standard, exercised the option of recognizing the exchange differences arising in reporting of foreign currency monetary items at rates different from those at which they were recorded earlier, in the original cost of such depreciable assets in so far such exchange differences arose on foreign currency monetary items relating to the acquisition of depreciable assets. Exchange differences are capitalized as per paragraph D13AA of Ind AS 101 'First time adoption' availing the optional exemption that allows first time adopter to continue capitalization of exchange differences in respect of long term foreign currency monetary items recognized in the consolidated financial statement for the period ending immediately beginning of the first Ind AS financial reporting period as per the previous GAAP. Accordingly, exchange gain of ₹ 34.31 crore (March 31, 2016: exchange loss ₹ 0.88 crore), net of amortisation, on long term monetary asset has been accumulated in the 'Foreign currency monetary item translation difference account' and is being amortised in the statement of profit and loss over the balance period of such long term monetary asset. The unamortised balance as at March 31, 2017 amounts to exchange loss of ₹ 33.43 crore (March 31, 2016: exchange loss ₹ 0.88 crore).

19 Long-term borrowings

	Non- Current Portion			Current Maturities		
	March 31, 2017	March 31, 2016	April 01, 2015	March 31, 2017	March 31, 2016	April 01, 2015
	₹ in crore	₹ in crore	₹ in crore	₹ in crore	₹ in crore	₹ in crore
Bonds /debentures						
Debentures (secured)	973.74	1,777.75	2,069.25	182.55	232.85	211.32
Foreign currency senior notes (secured)	5,261.96	1,886.63	1,776.73	-	-	-
Foreign currency convertible bonds (unsecured)	1,930.14	1,962.56	-	-	-	-
Term loans						
Indian rupee term loans from banks (secured)	6,128.33	17,736.90	17,456.70	765.32	839.97	1,277.44
Indian rupee term loans from financial institutions (secured)	1,346.36	5,308.43	6,660.89	265.69	286.94	393.61

Notes to the consolidated financial statements for the year ended March 31, 2017

	Non- Current Portion			Current Maturities		
	March 31, 2017	March 31, 2016	April 01, 2015	March 31, 2017	March 31, 2016	April 01, 2015
	₹ in crore	₹ in crore	₹ in crore	₹ in crore	₹ in crore	₹ in crore
Indian rupee term loans from others (secured)	0.06	0.12	0.18	0.06	0.05	0.05
Foreign currency loans from banks (secured)	2,563.20	1,319.19	3,618.42	353.91	3,568.45	1,491.52
Foreign currency loans from financial institutions (secured)	-	663.46	625.49	-	-	-
Indian rupee term loans from banks (unsecured)	-	-	60.96	-	-	125.00
Indian rupee term loans from financial institutions (unsecured)	101.45	-	-	20.83	-	-
Indian rupee term loans from others (unsecured)	41.25	0.42	0.46	92.82	0.05	0.13
Foreign currency loans from banks (unsecured)	284.54	323.00	312.15	32.89	7.51	3.15
Foreign currency loans from others (unsecured)	9.37	-	-	-	-	-
Indian rupee term loans against development fees (secured)	-	-	89.06	-	84.00	456.20
Supplier's credit (secured)	-	19.69	37.11	19.30	19.69	18.56
Liability component of compound financial instrument						
Convertible preference shares (unsecured)	4.27	1,249.44	2,143.28	-	-	-
Other loans						
Bills discounted (secured)	-	-	-	-	-	134.70
Finance lease obligation (secured)	-	91.30	192.93	0.66	100.06	89.61
Negative grant (unsecured)	-	-	4.56	66.41	66.21	60.16
From the State Government of Telangana ('GoT') (unsecured)	315.05	315.05	315.05	-	-	-
	18,959.72	32,653.94	35,363.22	1,800.42	5,205.78	4,261.45
The above amount includes						
Secured borrowings	16,273.65	28,803.47	32,526.76	1,587.49	5,132.01	4,073.01
Unsecured borrowings	2,686.07	3,850.47	2,836.46	212.93	73.77	188.44
Amount disclosed under the head 'Other current financial liabilities' (Refer note 21)	-	-	-	(1,800.42)	(5,205.78)	(4,261.45)
Net amount	18,959.72	32,653.94	35,363.22	-	-	-

- During the year ended March 31, 2012, GEL had issued 8,000 secured, redeemable and non-convertible debentures ('NCD') of ₹ 0.10 crore (₹ 1,000,000) each to ICICI Bank Limited ('ICICI'). The debentures were secured by way of first ranking: (a) pari passu charge on the fixed assets of GVPGL; (b) pari passu pledge over 30% of fully paid-up equity shares of ₹ 10 each of GEL held by GGAL; (c) pari passu pledge over 30% of fully paid-up equity shares of ₹ 10 each of GVPGL held by GEL; (d) pari passu charge over GVPGL's excess cash flow account, as defined in the subscription agreement executed between GEL and ICICI; and (e) exclusive charge over Debt Service and Reserve Account ('DSRA') maintained

Notes to the consolidated financial statements for the year ended March 31, 2017

by GEL with ICICI. These debentures were redeemable at a premium yielding 14.25% p.a. till March 25, 2013 and after March 25, 2013 with a yield of base rate of ICICI plus 4.25% p.a. in thirty seven quarterly unequal instalments commencing from March 2012. As at March 31, 2016, GEL had partially redeemed these debentures and the revised face value of these debentures after redemption was ₹ 0.08 crore (₹ 830,000) (April 01, 2015: ₹ 0.10 crore (₹ 967,500)) per debenture. GEL has been deconsolidated as at March 31, 2017. Refer note 36(f) regarding discontinued operations.

2. During the year ended March 31, 2012, the Company had entered into an agreement to issue 7,000 secured, redeemable, non convertible debentures of ₹ 0.10 crore each to ICICI ('Tranche 1'). During the year ended March 31, 2013, the Company had further entered into an agreement with ICICI to issue 3,000 secured, redeemable, non convertible debentures of ₹ 0.10 crore each ('Tranche 2'). These debentures are secured by way of (a) first pari passu charge over 998 acres of land held by GKSEZ (b) subservient charge on 8,236 acres of SEZ land held by KSPL (c) first exclusive charge over DSRA maintained by the Company with ICICI and (d) second ranking pledge over 30% of fully paid-up equity shares of ₹ 10 each of GGAL. These debentures are redeemable at a premium yielding 14.50% p.a. till March 25, 2013 and after March 25, 2013 with a yield of base rate of ICICI plus 4.50% p.a. The Tranche 1 is redeemable in thirty seven quarterly unequal instalments commencing from March 25, 2012 and Tranche 2 is redeemable in thirty six quarterly unequal instalments commencing from June 25, 2012. As at March 31, 2017, the Company has partially redeemed these debentures and the revised face value of these debentures after redemption is ₹ 0.07 crore (₹ 717,500) (March 31, 2016: ₹ 0.08 crore (₹ 830,000) and April 01, 2015: ₹ 0.10 crore (₹ 967,500)) per debenture.
3. Secured, redeemable and non-convertible debentures of ₹ 0.10 crore each issued by GPEL amounting to ₹ 441.95 crore (March 31, 2016: ₹ 473.44 crore and April 01, 2015: ₹ 505.88 crore) bear an interest rate of 9.38% p.a. and are secured by way of first charge over all assets of GPEL, both movable (including future annuity receivable) and immovable properties, both present and future, excluding project assets (unless permitted by National Highways Authority of India ('NHAI') under the Concession agreement). These debentures are redeemable in thirty four unequal half yearly instalments commencing from April 2010 and ending in October 2026.
4. Secured, redeemable and non-convertible debentures of ₹ 0.10 crore each issued by GWEL amounting to ₹ Nil (March 31, 2016: ₹ 74.58 crore and April 01, 2015: ₹ 74.55 crore) were secured by way of first pari-passu charge by way of mortgage on all the immovable properties and hypothecation of movable assets including plant and machinery, machinery spares, tools and accessories, furniture, fixtures, vehicles and other movable assets and further secured by first charge/ hypothecation of book debts, operating cash flows, receivables, other current assets, revenues whatsoever in nature, present and future, assignment on all project related documents, all benefits incidental to the project as well as rights under letter of credit or such other security to be provided by the procurer of power under the terms of PPA and pledge of shares representing 51% of the total paid up equity share capital of GWEL. The beneficial interest in the security ranked pari passu among all the rupee lenders and the lenders participating in the bank borrowings for the working capital requirements / bank guarantee facility to the extent as approved by the rupee lenders and secured bond holders. These debentures carried an interest rate of 12.15% p.a. Further additional coupon rate to the extent of 0.25% p.a. was payable for every notch below the agreed rating of NCD. These debentures were repayable in 3 equal instalments in September 2022, September 2023 and November 2023. GWEL has been deconsolidated as at March 31, 2017. Refer note 36(f) regarding discontinued operations.
5. DIAL has issued 6.125% Senior Secured Foreign Currency Notes ('Notes') of ₹ 1,859.24 crore (March 31, 2016: ₹ 1,886.63 crore and April 01, 2015: ₹ 1,776.73 crore) in International capital market carrying a fixed interest rate of 6.125% p.a. plus applicable withholding tax. The Notes are due for repayment in February 2022. The Notes are secured by a first rank pari-passu charge on all the future revenues, receivables, Trust and Retention account ('TRA'), any other reserve, other bank accounts and insurance proceeds of DIAL and all the rights, titles, interests, permits in respect of the project documents as detailed in the lenders agreements, to the extent permissible under OMDA.
6. DIAL has issued 6.125% Notes of ₹ 3,402.72 crore (March 31, 2016: ₹ Nil and April 01, 2015: ₹ Nil) in International capital market carrying a fixed interest rate of 6.125% p.a. plus applicable withholding tax. The Notes were refinanced from Rupee Term Loan and Foreign Currency Loans of DIAL during the year ended March 31, 2017. The Notes are due for repayment in October 2026. The Notes are secured by first rank pari-passu charge on all the future revenues, receivables, TRA, any other reserve, other bank accounts and insurance proceeds of DIAL and all the rights, titles, interests, permits in respect of the project documents as detailed in the lenders agreements, to the extent permissible under OMDA.
7. Pursuant to the approval of the Management Committee of the Board of Directors dated December 10, 2015, the Company has issued 7.50% Unlisted FCCBs of USD 30.00 crore to Kuwait Investment Authority with a maturity period of 60 years. The Subscriber can exercise the conversion option on and after 18 months from the closing Date upto close of business on maturity date. Interest is payable on an annual basis. The FCCBs are convertible at ₹ 18 per share which can be adjusted downwards at the discretion of the Company, subject to the regulatory floor price. The exchange rate for conversion of FCCBs is fixed at ₹ 66.745/ USD. The Company needs to take necessary steps incase the bondholders direct the Company to list the FCCBs on the Singapore Exchange Trading Limited.

Notes to the consolidated financial statements for the year ended March 31, 2017

8. 6% Redeemable, Convertible, Non Cumulative Preference Shares of ₹100 each fully paid up issued by GCORRPL, are redeemable at par on June 1, 2026. These preference shares can be redeemed at the option of GCORRPL at any time, as may be determined by the Board of Directors of GCORRPL with one month prior notice to the preference shareholders. These preference shares have been classified as financial liability by GCORRPL and are measured at amortised cost of ₹ 4.27 crore (March 31, 2016 : ₹ 3.86 crore and April 01, 2015: ₹ 3.48 crore).
9. During the year ended March 31, 2011, GEL issued 13,950,000 compulsorily convertible cumulative preference shares ('CCCPS') of ₹ 1,000 each. These preference shares were held by Claymore Investments (Mauritius) Pte Limited, IDFC Private Equity Fund III, Infrastructure Development Finance Company Limited, IDFC Investment Advisors Limited, Ascent Capital Advisors India Private Limited, and Argonaut Ventures (collectively called as PE Investors). During the year ended March 31, 2014, GEL entered into an amended and restated share subscription and shareholders agreement ('Amended SSA') with the investors, the Company and other GMR Group companies whereby the PE Investors continued to hold 6,900,000 CCCPS in GEL and a new investor GKFF Capital subscribed to additional 325,000 CCCPS of ₹ 1,000 each (collectively referred to as 'Portion B securities').

As defined in the terms of Amended SSA, GEL has to provide an exit to the Portion B Securities investors within 30 months from last return date (November 29, 2013) at the agreed price of ₹ 1,278.67 crore ('Investor exit amount'), in view of which Portion B Securities were considered as "Borrowings". In case of non-occurrence of Qualified Initial Public offer ('QIPO') within 24 months from the last return date, the Group may give an exit to Portion B Securities investors at investor exit amount by notifying them the intention to purchase the preference shares within 30 days from the expiry of the 24th month. In case of non-occurrence of QIPO or no notification from GMR Group companies as stated aforesaid, the Portion B Securities investors have the sole discretion to exercise the various rights under clause 10 of the Amended SSA. The carrying value of these preference shares as at March 31, 2016 was ₹ 1,245.58 crore (April 01, 2015: ₹ 1,069.31 crore). GEL has been deconsolidated as at March 31, 2017. Refer note 36(f) regarding discontinued operations.

10. During the year ended March 31, 2014, pursuant to the equity shareholders' approval obtained on March 20, 2014, the Company issued 11,366,704 CCPS of face value of ₹ 1,000 each comprising of (a) 5,683,351 Series A CCPS each fully paid up, carrying a coupon rate of 0.001% per annum ('p.a.') and having a term of 17 months from the date of allotment and (b) 5,683,353 Series B CCPS each fully paid up, carrying a coupon rate of 0.001% p.a. and having a term of 18 months from the date of allotment, to IDFC Limited, Dunearn Investments (Mauritius) Pte Limited, GKFF Ventures, Premier Edu-Infra Solutions Private Limited and Skyron Eco-Ventures Private Limited. The Series A CCPS and Series B CCPS were convertible into equity shares upon the expiry of their respective terms in accordance with the provisions of Chapter VII of the SEBI (Issue of Capital Disclosure Requirements) Regulations, 2009, as amended ('ICDR Regulations') on the basis of the minimum permissible price, computed in accordance with Regulation 76 read with Regulation 71(b) of the SEBI ICDR Regulations on the conversion date. Pursuant to the approval of the Management Committee of the Board of Directors dated August 26, 2015 and September 26, 2015, the Company approved the allotment for conversion of aforesaid Series A CCPS into 359,478,241 equity shares of face value of Re. 1 each at a price of ₹ 15.81 per equity share (including securities premium of ₹ 14.81 per equity share) and the Series B CCPS into 380,666,645 equity shares of face value of Re.1 each at a price of ₹ 14.93 per equity share (including securities premium of ₹ 13.93 per equity share) respectively. These CCPS were considered as compound financial instruments and the liability component of these CCPS as at April 01, 2015 was ₹ 1,070.48 crore.
11. Secured Indian rupee term loan from a bank of ₹ 41.59 crore (March 31, 2016: ₹ 82.65 crore and April 01, 2015: ₹ 201.49 crore) of KSPL is secured by pari passu first charge on land and buildings appurtenant thereon and first ranking exclusive charge over DSRA. Further secured by an irrevocable and unconditional guarantee given by the Company. The loan carries an interest rate ranging from 9.25% to 10.00% p.a. plus spread of 5.50% p.a. and is repayable in 12 equal quarterly instalments commencing from the end of 27 months from the first drawdown date i.e. October 2014.
12. Secured Indian rupee term loan from a bank of ₹ 79.59 crore (March 31, 2016: ₹ 125.82 crore and April 01, 2015: ₹ 174.37 crore) of the Company is secured by a) an exclusive charge on loans and advances provided by the Company out of this loan facility b) DSRA covering interest payment of one month and c) securities as set out in note 93. The loan carries an interest rate of base rate of lender plus spread of 1.50% p.a. and is repayable in five equal quarterly instalments commencing from March 2017 as per the revised agreement dated May 23, 2016. Further the lender has certain mandatory prepayment rights as per the terms of the agreements, including amendments thereof.
13. Secured Indian rupee term loan from a bank of ₹ Nil (March 31, 2016: ₹ Nil and April 01, 2015: ₹ 48.21 crore) of the Company was secured by 10% of cash margin on the outstanding amount in form of lien on fixed deposits in favour of the lender and an exclusive charge on loans and advances provided by the Company created out of this facility. The loan carried an interest rate of base rate of lender plus spread of 0.85% p.a. and was repayable in 6 equal quarterly instalments commencing from March 2014. During the year ended March 31, 2016 the Company had repaid the loan in full.

Notes to the consolidated financial statements for the year ended March 31, 2017

14. Secured Indian rupee term loans from banks of ₹ Nil (March 31, 2016: ₹ 124.79 crore and April 01, 2015: ₹ 131.79 crore) of GHRL were secured by first pari passu charge by way of equitable mortgage of GHRL's immovable properties pertaining to the hotel project (including assignment of leasehold rights in the case of leasehold land, if any) and assets of the project consisting of land admeasuring 5.37 acres together with all the buildings, structures etc. on such land; further secured by first pari passu charge on the whole of stocks of raw materials, goods-in-process, semi-finished goods and finished goods, consumable stores and spares, book debts, bills, movable plant and machinery, machinery spares, tools and accessories and other movables, whole of equipments including its spares, tools and accessories, software, whether installed or not and whether in the possession or under the control of GHRL or not, all bank accounts (whether escrow and no lien or otherwise) and all estate, rights, title, interest, benefits, claims and demands, trade receivables, all cash flows and receivables and proceeds of GHRL. Further the loans were secured by corporate guarantee given by GHIAL. The loans carried an interest rate of 12.20% p.a. The loans were repayable in 48 unequal quarterly instalments commencing from December 2012. During the year ended March 31, 2017, the loan has been repaid in full.
15. Secured Indian rupee term loans from banks and financial institutions of ₹ 1,610.55 crore (March 31, 2016: ₹ 1,670.83 crore and April 01, 2015: ₹ 1,712.75 crore) of GHVEPL are secured by way of pari passu first charge over GHVEPL's movable properties, both present and future, including plant and machinery. Further secured by the rights, title, interest, benefit, claims of GHVEPL in respect of the project agreements executed / to be executed, insurance policies both present and future, and all rights, title, interest, benefit, claims, demands of GHVEPL in respect of monies lying to the credit of TRA and other accounts and substitution agreements and collection of tolls unless restricted by NHAI under the concession agreement and by way of pledge of 1,300,000 equity shares and 7,733,000 preference shares held by GMRHL in GHVEPL. The loans carry an interest rate of 11.00% to 11.25% p.a. and are repayable in forty six unequal quarterly instalments commencing from April 2013.
16. Secured Indian rupee term loans from a bank of ₹ 35.00 crore (March 31, 2016: ₹ 35.00 crore and April 01, 2015: ₹ 35.00 crore) of GHVEPL is secured by way of first pari passu charge on the same securities offered as security for the Project Loan mentioned in point 15 above and is repayable in thirty six monthly instalments commencing after 24 months from the date of first disbursement i.e. March 2014. The loan carries an interest rate of 2.75% over bank's base rate.
17. Secured Indian rupee term loans from banks of ₹ 252.09 crore (March 31, 2016: ₹ 253.37 crore and April 01, 2015: ₹ 254.72 crore) of GACEPL are secured by way of pari passu first charge over GACEPL's immovable properties and movable properties, both present and future, including plant and machinery. Further secured by the rights, title, interest, benefit, claims of GACEPL in respect of the project agreements executed / to be executed, insurance policies both present and future, and all rights, title, interest, benefit, claims, demands of GACEPL in respect of monies lying to the credit of TRA and other accounts. Further secured by way of pledge of 100% equity shares of GACEPL held by the Company, GEL and GMRHL. During the year ended March 31, 2016, the loans have been restructured. The loans carry an interest at bank's base rate plus spread which shall be reset yearly and are repayable in 42 unequal quarterly instalments with the last instalment due in September 2025.
18. Secured Indian rupee term loans from banks of ₹ 129.70 crore (March 31, 2016: ₹ 168.38 crore and April 01, 2015: ₹ 205.25 crore) of GTTEPL are secured by way of mortgage of all the present and future immovable fixed assets of GTTEPL, hypothecation of movable fixed assets of GTTEPL and the annuity / receivables, investments made out of the balance lying in TRA, assignment of all contractor guarantee, performance bond guarantee and liquidated damages, assignment of all the rights, titles, interest in the assets of the project and all project documents, assignment of all insurance policies, pledge of 51% of equity shares of GTTEPL, assignment of revolving letter of credit issued by NHAI, corporate guarantee by GHPL to cover any short fall in the amount payable in respect of the facility in the event of termination due to any event of default other than NHAI event of default. The loans carry an interest rate of 8.25% p.a. ffl 10% spread now fixed at 9.08% p.a. and are repayable in 29 unequal half yearly instalments commencing from November 2005.
19. Secured Indian rupee term loans from banks of ₹ 665.52 crore (March 31, 2016: ₹ 667.12 crore and April 01, 2015: ₹ 687.94 crore) of GCORRPL are secured by way of first charge on all immovable and movable properties of GCORRPL, both present and future; assignment of all rights, titles and interests in respect of all assets (as permitted by Concession Agreement) and a first charge on all revenues and receivables and by way of pledge of 26% of paid up equity capital of GCORRPL held by the shareholders. Further secured by way of pari passu charge over GCORRPL's movable properties, both present and future, including plant and machinery; rights, title, interest, benefit, claims of GCORRPL in respect of the project agreements executed / to be executed, insurance policies both present and future and all rights, title, interest, benefit, claims, demands of GCORRPL in respect of monies lying to the credit of TRA and other accounts and substitution agreements and receipts of annuity unless restricted by Government of Tamil Nadu under the Concession Agreement. The loans carry an interest of 10.60% to 11.25% p.a. subject to reset from time to time. During the year ended March 31, 2015, GCORRPL had undertaken negotiation with the lenders pursuant to which, the repayment of the aforesaid loans has been rescheduled. The loans are repayable in 27 unequal half yearly instalments commencing from June 2014.
20. Secured Indian rupee term loans from banks of ₹ 101.08 crore (March 31, 2016: ₹ 130.66 crore and April 01, 2015: ₹ 159.13 crore) of GTAEPPL are

Notes to the consolidated financial statements for the year ended March 31, 2017

secured by way of mortgage of all the present and future immovable fixed assets of GTAEP, hypothecation of movable fixed assets of GTAEP and the annuity / receivables, investments made out of the balance lying in TRA, assignment of all contractor guarantee, performance bond guarantee and liquidated damages, assignment of all the rights, titles, interest in the assets of the project and all project documents, assignment of all insurance policies, pledge of 51% of equity shares of GTAEP, assignment of revolving letter of credit issued by NHAI, corporate guarantee from GHPL to cover any short fall in the amount payable in respect of the facility in the event of termination due to any event of default other than NHAI event of default. The loans carry an interest rate of 8.25% ffl 10% spread now fixed at 9.08% p.a. and are repayable in 29 unequal half yearly instalments commencing from November 2005.

21. Secured Indian rupee term loans from banks and financial institutions of ₹ Nil (March 31, 2016: ₹ 2,961.15 crore and April 01, 2015: ₹ 2,968.35 crore) of DIAL were secured by first rank pari passu charge on all the future revenues, receivables, TRA, DSRA, major maintenance reserve, any other reserve, other bank accounts and insurance proceeds of DIAL and all the rights, titles, interests, permits in respect of the project documents as detailed in the lenders agreements, to the extent permissible under OMDA and further by the pledge of requisite shares of DIAL held by GAL and Fraport AG Frankfurt Airport Services Worldwide ('FAG') (shareholders of DIAL). The rupee term loans from banks and financial institutions carried an interest rate at base rate plus agreed spread, which is subject to reset at the end of agreed interval. The interest rate during the period ranged from 10.10% to 11.00% p.a. (March 31, 2016: 10.50% to 11.75% p.a.). Indian rupee term loans from banks of ₹ 2,167.34 crore as at March 31, 2016 were repayable in 48 quarterly unequal instalments commencing from June 2016 till March 2028 and from financial institution amounting to ₹ 793.81 crore as at March 31, 2016 were repayable in 32 quarterly unequal instalments commencing from June 2016 till September 2023. During the year ended March 31, 2017, the loan was repaid in full.
22. Secured Indian rupee term loans from banks and financial institutions and foreign currency loans including the interest rate swap ('IRS') arrangement from banks of ₹ 1,759.02 crore (March 31, 2016: ₹ 1,788.62 crore and April 01, 2015: ₹ 1,729.55 crore) of GHIAL are secured by mortgage of leasehold right, title, interest and benefit in respect of leasehold land to an extent of 2,136.46 acres, freehold land of 8.82 acres and first pari passu charge on all movable and immovable assets, operating cash flows, book debts, receivables, intangibles and revenues, both present and future, as well as assignment of all right, title, interest, benefits, claims and demands available under the concession agreement and other project documents, security interest in the TRA, DSRA and further secured by pledge of 16.41 crore and 2.87 crore equity shares, both present and future, held or to be held, upto 51% of the paid up share capital of GHIAL, as the case may be, by both, GAL and MAHB (Mauritius) Private Limited respectively. The foreign currency loans from banks of ₹ 483.71 crore (March 31, 2016: ₹ 546.74 crore and April 01, 2015: ₹ 577.33 crore) carry an interest rate of LIBOR plus agreed spread; however GHIAL has entered into an IRS arrangement to convert floating rate of interest into fixed rate of interest, as per the terms of the loan agreement. The effective weighted average interest rate is 8.30% p.a. The Indian rupee term loans from banks and financial institutions of ₹ 1,275.85 crore (March 31, 2016: ₹ 1,241.88 crore and April 01, 2015: ₹ 1,152.22 crore) carry interest at base rate plus agreed spread, which is subject to reset at the end of agreed interval. The interest rate ranges from 9.95% to 11.25% p.a. Indian rupee term loans from banks and financial institutions are repayable in 51 quarterly instalments beginning from October 2016 and 52 quarterly instalments beginning from July 2016, respectively. The secured foreign currency loan from a bank is repayable in 56 quarterly instalments beginning from July 2010.
23. Secured Indian rupee term loans from banks of ₹ Nil (March 31, 2016: ₹ Nil and April 01, 2015: ₹ 2,467.83 crore) of GREL and from financial institutions of ₹ Nil (March 31, 2016: ₹ Nil and April 01, 2015: ₹ 562.58 crore) were secured by first charge on all movable, immovable properties including stock of raw material and consumables, all book debts, cash flows receivables, TRA, DSRA, other reserves and any other bank accounts of GREL, both present and future. These loans were further secured by way of assignments / hypothecation of security interest of all the rights, title, interest, benefits, claims and demands of GREL in the project documents including all insurance contracts and clearances and all benefits incidental thereto and further secured by way of book debt, commissions, revenues of whatsoever nature and wherever arising, present and future, intangibles, goodwill and uncalled capital, present and future, secured by way of pledge 52.00 crore equity shares of GREL held by GEL as at April 01, 2015. The rate of interest for loans from banks was the base rate of lead bank plus 100 bbps except in case of two banks, for which the interest rates range from 12.84% to 14.25% p.a. and the rate of interest on loans from financial institution was 12.84% to 13.39% p.a. GREL has been deconsolidated as at March 31, 2016. Refer note 36(d) and 36(k) regarding discontinued operations.
24. Secured Indian rupee term loans from banks and financial institutions of ₹ Nil (March 31, 2016: ₹ 7,190.08 crore and April 01, 2015: ₹ 5,959.06 crore) of GCEL were secured by first ranking charge by way of assignment / mortgage / hypothecation / security interest on pari passu basis on, all GCEL's immovable properties both present and future, all the movable properties including plant and machinery, machine spares, tools and accessories, furniture, fixtures, vehicle and other movable assets, intangible goodwill, uncalled capital, both present and future in relation to the project, all the book debts, operating cash flows, receivables, commission, revenues of whatsoever nature wherever arising including Clean Development Mechanism ('CDM') benefits of GCEL both present and future, all the rights, titles, interest, benefits, claims and demands whatsoever of GCEL in

Notes to the consolidated financial statements for the year ended March 31, 2017

the project documents (including PPA's/ MOU for sale of power, package/ construction contracts, Operation and Maintenance related agreements, land lease agreements, fuel supply contracts/ long term linkages, services contracts, mining lease, vesting order, coal mine development and production agreement etc.) all as amended varied or supplemented from time to time; and all insurance policies, performance bonds, contractors guarantees and any letter of credit provided by any party under the project documents, all the rights, titles, permits, clearances, licenses, approvals, consents, all intellectual property, interests and demands of GCEL in respect of the project documents and the escrow account, DSRA and any other bank accounts of GCEL and other rights, claims etc. and pledge of shares held by the promoters/ sponsors constituting 51% of preference and equity shares of GCEL which shall be reduced to 26% of shares on repayment of half of the loans subject to the compliance of conditions put forth by the consortium of rupee lenders, cost overrun lenders and foreign currency lenders. All the securities ranked pari passu among all the rupee lenders, cost overrun and mining capex lenders, foreign currency lenders aggregating to ₹ 8,977.00 crore and the lenders participating in the bank borrowings for the working capital requirements (fund and non-fund based) to the extent of ₹ 1,054.00 crore and the lenders participating in the performance guarantee of ₹ 455.00 crore and on second charge basis with lenders providing customs / excise bank guarantee and loan equivalent risk limits of ₹ 1,163.00 crore. The loans carried an interest rate ranging from 12.75% to 13.75% p.a. except for one lender which charged the rate prevailing at each rupee disbursement which ranged from 13.25% to 19.00% p.a. GCEL shall repay 70% of the loans from banks and financial institutions (other than funding for mining capex) in 40 equal quarterly instalments commencing from February 2017 and the balance 30% by way of a single instalment on March 2027, except for one lender to whom the loan is to be repaid in 60 equal quarterly instalments commencing from April 2017 to January 2032. In respect of Mining capex funding, the principal of 69.33% shall be repaid in 55 structured quarterly instalments commencing from June 2017 with the balance amount of debt is to be refinanced in March 2031 as per the sanction letter, with the refinanced debt to be repaid in next 4 years. GCEL has been deconsolidated as at March 31, 2017. Refer note 36(g) regarding discontinued operations.

25. Secured Indian rupee term loans from banks and financial institutions of ₹ Nil (March 31, 2016: ₹ 3,402.05 crore and April 01, 2015: ₹ 3,109.85 crore) of GWEL except term loans under subservient charges were secured by way of a first charge by registered mortgage of all the immovable properties (present and future) and by hypothecation of movable assets including plant and machinery, machinery spares, tools and accessories, stock of raw materials, semi-finished goods and consumable goods. Further, secured by way of a first charge on book debts, operating cash flows, receivables, revenues whatsoever in nature, present and future, retention account, escrow account, DSRA and any other bank account, assignment / hypothecation on all rights, titles, interest, profit, benefits, claims, demand whatsoever of GWEL in the project documents/ clearances pertaining to the project / letter of credit / guarantee / performance bond/ corporate guarantee/ bank guarantee / provided by any party to the project documents as amended from time to time. Further, the loan was secured by pledge of equity shares representing 51% of the total paid up equity share capital of GWEL. The beneficial interest in the security shall rank pari passu among all the rupee lenders and the lenders participating in the bank borrowings for the working capital requirements / bank guarantee facility to the extent as approved by the rupee lenders and secured bond holders. Rupee term loan from a bank of ₹ 200.00 crore was secured by a subservient charge with existing lenders on all the movable properties including but not limited to plant and machinery spares, tools, spares and accessories of the project and other movables both present and future. The loans carried an interest rate of base rate plus 215 bbps and the loans were repayable after a moratorium of 18 months with first instalment becoming due from June 2016, further 72% of the loans are repayable in 54 unequal structured quarterly instalments and balance 28% are repayable in September 2029 by way of refinancing. Rupee term loan from a bank of ₹ Nil (March 31, 2016: 105.00 crore and April 01, 2015: ₹ 105.00 crore) was repayable in 20 equal quarterly instalments commencing from July 2016 and carried an interest rate ranging from 13.00% to 15.35% p.a. Further, rupee term loan from a bank of ₹ Nil (March 31, 2016: ₹ 100.00 crore) was repayable in 72 unequal quarterly instalments commencing from June 2016 and rupee term loan from a bank of ₹ 95.00 crore is repayable in 31 unequal quarterly instalments commencing from September 2017. These loans carried an interest rate ranging from 11.65% to 13.50% p.a. respectively. Certain banks/ financial institution which did not participate in refinancing of existing loan amounting to ₹ Nil (March 31, 2016: ₹ Nil and April 01, 2015: ₹ 999.17 crore) were to be repaid to the extent of 70.09% in 43 equal quarterly instalments commencing from the end of moratorium period i.e. August 2014 and the balance of 29.91% by way of single instalment in May 2025. These loans carried an interest of 12.85% p.a. These loans were prepaid during the year ended March 31, 2016 on refinancing. The loan from a financial institution of ₹ Nil (March 31, 2016: ₹ 100.00 crore and April 01, 2015: ₹ Nil) was repayable in 20 equal quarterly instalments commencing from April 2017 and carried an interest rate of 13.00% p.a. GWEL has been deconsolidated as at March 31, 2017. Refer note 36(f) regarding discontinued operations.
26. Secured Indian rupee term loans from banks and financial institutions of ₹ Nil (March 31, 2016: ₹ 195.83 crore and April 01, 2015: ₹ 214.24 crore) of GGSPPL except in case of one bank were secured by way of pledge of shares aggregating 51% of the total paid up capital of GGSPPL and first charge by way of mortgage of immovable properties of GGSPPL. Further, rupee term loan from the remaining one bank was secured by a subservient charge/ hypothecation/ mortgage/ assignment/ security interest on all movable and immovable assets present and future in favour of lender or security trustee. The rate of interest in case of loans from banks ranged from 12.00% to 14.35% p.a. and in case of loans from financial

Notes to the consolidated financial statements for the year ended March 31, 2017

institution, the rate of interest was 12.00% p.a. The loans from banks and financial institutions were repayable in 47 unequal quarterly instalments commencing from July 2012 to January 2024, except in case of one bank, which was repayable in 36 quarterly instalments by March 2024. GGSPPL has been deconsolidated as at March 31, 2017. Refer note 36(f) regarding discontinued operations.

27. Secured Indian rupee term loans from banks of ₹ Nil (March 31, 2016: ₹ Nil and April 01, 2015: ₹ 90.16 crore) of MTSCCL was secured by way of a first ranking mortgage / hypothecation / assignment/ security interest/ pledge on immovable property comprising of land and building both present and future acquired; movable current assets both present and future; pledge of shares representing 30% of the total equity share capital of MTSCCL and all rights, titles, permits and interests of MTSCCL in respect of all the assets, project documentation including all insurance contracts and clearances. The loan carried interest rate in the range of base rate plus spread of 2.75% to 3.00% p.a. Rupee term loan of ₹ 64.71 crore is repayable in 28 quarterly instalments commencing from March 2014 and loan of ₹ 16.49 crore is repayable in 48 quarterly instalments commencing from June 2015. Pursuant to the memorandum of understanding ('MOU') as detailed in note 36(c), MTSCCL has been deconsolidated, as at March 31, 2016. Refer note 36(c) and 36(k) regarding discontinued operations.
28. Secured Indian rupee term loans from banks of ₹ Nil (March 31, 2016: ₹ Nil and April 01, 2015: ₹ 22.56 crore) of ATSCCL was secured by way of a first ranking mortgage / hypothecation / assignment / security interest / pledge on the immovable property comprising of land and building both present and future acquired; movable current assets both present and future; pledge of shares representing 30% of the total equity share capital of ATSCCL and all rights, titles, permits, and interests of ATSCCL in respect of all the assets, project documentation including all insurance contracts and clearances. The loan carried interest rate in the range base rate plus spread of 2.75% p.a. to 3.00% p.a. Rupee term loan of ₹ 9.81 crore is repayable in 28 quarterly instalments commencing from March 2014 and loan of ₹ 11.64 crore is repayable in 48 quarterly instalments commencing from June 2015. Pursuant to the MOU as detailed in note 36(c), ATSCCL has been deconsolidated, as at March 31, 2016. Refer note 36(c) and 36(k) regarding discontinued operations.
29. Secured Indian rupee term loans from banks of ₹ Nil (March 31, 2016: ₹ 12.28 crore and April 01, 2015: ₹ 26.55 crore) of HASSL were secured by an equitable mortgage of leasehold right and title in respect of leasehold land belonging to GHIAL and other immovable properties and first charge on all movables, including movable machinery, machinery spares, tools, accessories, furniture, fixtures, vehicles and other movable assets, book debts, operating cash flows, receivables, intangibles, uncalled capital, commissions, revenues, present and future and assignment of all claims and demands from insurance, TRA, DSRA of HASSL and further secured by pledge of 0.38 crore equity shares of HASSL held by GHIAL. The loans carried interest rate at RBI Prime Lending Rate ('PLR') plus 3.00% p.a. The loans were repayable in 21 equal quarterly instalments commencing from March 2012. During the year ended March 31, 2017, the loan was repaid in full.
30. Secured Indian rupee term loans from banks of ₹ 60.33 crore (March 31, 2016: ₹ 54.85 crore and April 01, 2015: ₹ 49.39 crore) of GHASL are secured by mortgage of leasehold right, title, interest and benefit in respect of leasehold land and an exclusive charge on all movable and immovable assets, operating cash flows, book debts, receivables, commissions, revenue of whatsoever nature, both present and future, and an exclusive charge on all bank accounts of the project, including TRA, escrow accounts etc. The rupee term loan carries an interest rate of 11.00% p.a. Further, on account of restructuring, GHASL got the additional term loan facility by way of additional funded interest term loan ('FITL'). Further, GHASL also got the moratorium of two years for repayment of loans (term loan and FITL) and are repayable over 32 unequal quarterly instalments beginning from June 2017.
31. Secured Indian rupee term loans (including FITL) from banks of ₹ 278.00 crore (March 31, 2016: ₹ 281.51 crore and April 01, 2015: ₹ 257.26 crore) of GAEL are secured by first pari-passu charge (a) by way of equitable mortgage of leasehold rights of land of GAEL and GATL to the extent of 16.46 acres on which MRO facilities are constructed with all the buildings, structures, etc. on such land; (b) hypothecation of all the movable assets of the GAEL and GATL, including, but not limited to plant and machinery, machinery spares, tools and accessories, current assets; (c) book debts, operating cash flows, receivables, commissions, revenue of whatsoever nature and wherever arising, present and future of GAEL and GATL; (d) all rights, title, interests, benefits, claims and demands whatsoever of GAEL and the subsidiary, GATL, with respect to the insurance contracts; (e) on all the bank accounts of GAEL and GATL; (f) pledge of 51% of paid up share capital of GAEL held by GHIAL; and (g) unconditional and irrevocable corporate guarantee of GHIAL pari passu among the lenders for their respective term loans and funded interest term loan. The loans carry interest rate of 11.00% p.a. The loans are repayable in 40 quarterly unequal instalments beginning from June 2016. Further, the interest for a period of 25 months commencing from March 2014 was converted into FITL and the FITL is repayable in 28 quarterly unequal instalments beginning from June 2016. During the year ended March 31, 2016, GAEL has also entered in to an agreement with a bank to obtain Loan Equivalent Risk (LER) facility for the cross currency arrangements which is secured by a second charge over the fixed and current assets, both present and future. Further, terms loans of ₹ 84.41 crore (March 31, 2016: ₹ 87.77 crore) have been swapped by way of cross currency arrangement with the bank pursuant to which the principal of ₹ 84.41 crore has been swapped for an equivalent USD 1.25 crore and interest on such loan from 11.00% to 5.22% on the applicable USD amount. Additionally the interest on loans of ₹ 190.61 crore (March 31, 2016: ₹ 190.61 crore) has been swapped by

Notes to the consolidated financial statements for the year ended March 31, 2017

way of cross currency arrangement with a bank pursuant to which interest of 11.00% has been swapped to 9.78% p.a. on the applicable equivalent USD 2.83 crore (March 31, 2016: USD 2.83 crore) on such effective date.

32. Secured Indian rupee term loans from banks of ₹ 109.88 crore (March 31, 2016: ₹ 135.17 crore and April 01, 2015: ₹ 138.29 crore) of DAPSL are secured by way of an exclusive first charge on the revenue, profit, receivables, book debts, outstanding monies, recoverable claims and cash flows, both present and future and by way of pledge of 30% of the issued and paid up capital of DAPSL, to be pledged at all the times during the tenure of loan. The loans carry an interest rate ranging from 8.55% to 11.25% p.a. subject to reset at the end of every 12 months from the date of first disbursement. The loans were earlier repayable in 38 quarterly structured instalments commencing from October 2015, however pursuant to refinancing the loans are repayable in 32 quarterly structured instalments commencing from June 2017.
33. Secured Indian rupee term loans from a bank of ₹ Nil (March 31, 2016: ₹ 2.80 crore and April 01, 2015: ₹ 5.40 crore) of HDFRL (amalgamated with GHRL as at March 31, 2017) was secured by current assets including stock and such other movables, book debts, movable assets, software, whether installed or not and whether in possession or under the control of HDFRL or not, all bank accounts and pledge of 30% of shares of total equity held by GHIAL. As at March 31, 2016, HDFRL had pledged 0.51 crore equity shares as per the sanction terms. The rate of interest was base rate plus agreed spread, which is subject to reset at the end of agreed interval. The loan carried interest rate ranging from 11.25% to 12.50% p.a. The loan was repayable in 22 unequal quarterly instalments commencing from March 2012 till March 2017. During the year ended March 31, 2016, HDFRL had entered into a cross currency swap agreement with a bank to receive equivalent USD 0.09 crore for the loan amount at the interest rate of 5.88% p.a. on the applicable USD amount.
34. Secured Indian rupee term loans from banks and financial institutions of ₹ Nil (March 31, 2016: ₹ 420.07 crore and April 01, 2015: ₹ 241.98 crore) of GBHHPL were secured by first charge on all movable, immovable properties including stock of raw material and consumables, all book debts, cash flows receivables, TRA, DSRA and other reserves and any other bank accounts of GBHHPL both present and future. Further secured by way of assignments / hypothecation of security interest of all the rights, title, interest, benefits, claims and demands of GBHHPL in the project documents. Further secured by way of pledge of 51% of its equity shares held by GEL. The loans from banks carried interest rate of base rate of the respective lender plus 300 bbps to 330 bbps and the loans from financial institutions carried interest rate of PLR of the respective lender minus 225 bbps except in case of one financial institution, which charged interest rate as per the respective lenders interest rate. The loans were repayable in 54 unequal quarterly instalments commencing from March 2019. GBHHPL has been deconsolidated as at March 31, 2017. Refer note 36(f) regarding discontinued operations.
35. Secured Indian rupee term loan from a bank of ₹ 73.14 crore (March 31, 2016: ₹ 81.09 crore and April 01, 2015: ₹ 84.11 crore) of GADL is secured by first exclusive charge on GADL's loans and advances, current assets, cash flows and interest on inter corporate deposits/ sub debt including corporate guarantee from the Company and GAL. The loan is repayable in 28 quarterly instalments commencing from December 2013 and carries an interest rate of 11.75% p.a. (March 31, 2016: 11.75% to 12.25% p.a.).
36. Secured Indian rupee term loan from a bank of ₹ 482.43 crore (March 31, 2016: ₹ 480.56 crore and April 01, 2015: ₹ 783.34 crore) of the Company is secured by (a) first pari passu charge on 998 acres of land held by GKSEZ (b) subservient charge on 8,236 acres of SEZ land held by KSPL and (c) pledge of 30% equity shares of GCEL held by GGAL. The loan carries interest at base rate of lender plus spread of 4.75% p.a. The loan is repayable in twelve structured quarterly instalments commencing from April 2021 and ending on January 2024 as per the revised agreement dated May 27, 2016. There were certain mandatory prepayment events agreed with the bank including further issue of equity shares / divestments of stake in certain entities. Further the lender has certain mandatory prepayment rights as per the terms of the agreements, including amendments thereof.
37. Secured Indian rupee term loan from a bank of ₹ 60.35 crore (March 31, 2016: ₹ 63.20 crore and April 01, 2015: ₹ 65.87 crore) of the Company is secured by (a) 10% of cash margin on the outstanding amount in the form of lien on fixed deposits in favour of the lender (b) an exclusive charge on assets created out of this facility (c) corporate guarantee of GEPL and (d) securities as set out in note 93. The loan carries an interest rate of base rate of lender plus spread of 0.85% p.a. and is repayable in 10 structured quarterly instalments commencing from March 2017 as per the revised agreement dated May 23, 2016. The bank has a put option for full or part of the facility amount at the end of 36 months from the date of first disbursement and every 3 months thereafter. Further the lender has certain mandatory prepayment rights as per the terms of the agreements, including amendments thereof.
38. Secured Indian rupee term loan from a bank of ₹ 117.07 crore (March 31, 2016: ₹ 120.00 crore and April 01, 2015: ₹ 120.00 crore) of the Company is secured by (a) 10% of cash margin on the outstanding amount in the form of lien on fixed deposits in favour of the lender (b) charge on assets created out of this facility and (c) securities as set out in note 93. The loan carries an interest rate of base rate of lender plus spread of 1.50% p.a. The loan is repayable in 8 equal quarterly instalments commencing from January 2018 as per the revised agreement dated May 23, 2016. The bank has a put option for full or part of the facility amount at the end of 18 months from the date of first disbursement and every 3 months

Notes to the consolidated financial statements for the year ended March 31, 2017

thereafter. Further the lender has certain mandatory prepayment rights as per the terms of the agreements, including amendments thereof.

39. Secured Indian rupee term loan from a bank of ₹ 82.44 crore (March 31, 2016: ₹ 87.08 crore and April 01, 2015: ₹ 90.00 crore) of the Company is secured by (a) 10% of cash margin on the outstanding amount in the form of lien on fixed deposits in favour of the lender (b) an exclusive charge on assets created out of underlying facility by GISPL in favour of lender approved correspondent bank (c) second charge on cash flows of GISPL from coal trading under Coal Sales and Purchase Agreement with GCRPL (d) exclusive charge on loans given to GEL (e) DSRA covering interest payment for the next three months and (f) securities as set out in note 93. The loan carries an interest rate of base rate of lender plus spread of 1.25% p.a. The loan is repayable in 14 unequal semi-annual instalments commencing after 12 months from the date of first disbursement. Further the lender has certain mandatory prepayment rights as per the terms of the agreements, including amendments thereof.
40. Secured Indian rupee term loan from a bank of ₹ 44.75 crore (March 31, 2016: ₹ 73.99 crore and April 01, 2015: ₹ 168.55 crore) of the Company is secured by an exclusive first mortgage and charge on (a) residential property of Mr. G.B.S Raju, Director at Bengaluru (b) certain immovable properties of Boyance Infrastructure Private Limited ('BIPL') (c) non agricultural land of Hyderabad Jabilli Properties Private Limited ('HJPPL') at Andhra Pradesh (d) non agricultural lands of Mr. G. M. Rao, Executive Chairman (e) commercial apartment owned by Honey Flower Estates Private Limited ('HFEPL') (f) an irrevocable and unconditional guarantee of BIPL and HJPPL limited to the extent of the value of their property as stated aforesaid (g) an irrevocable and unconditional guarantee of GHPL, BIPL and HFEPL and (h) demand promissory note equal to principal amount of the loan and interest payable on the loan given by the Company. The loan carries an interest rate of base rate of lender plus applicable spread of 3.25% p.a. and is repayable in 13 equal quarterly instalments commencing from July 2015 as per the revised agreement dated April 10, 2015. Further the lender has certain mandatory prepayment rights as per the terms of the agreements, including amendments thereof.
41. Secured Indian rupee term loan from a bank of ₹ Nil (March 31, 2016: ₹ 175.40 crore and April 01, 2015: ₹ 216.72 crore) of GEL was secured by (a) exclusive charge on assets created out of the loan facility; (b) cash margin of 10% of outstanding facility amount in the form of fixed deposits lien marked in favour of the lenders; (c) pledge of shares of GEL, valued at ₹ 300.00 crore; and (d) non disposable undertaking of the shares of the Company held by GHPL of ₹ 60.00 crore. The loan carried interest of bank's base rate plus 1.00% p.a. and was repayable in 16 unequal quarterly instalments commencing after 15 months from the date of first disbursement. GEL has been deconsolidated as at March 31, 2017. Refer note 36(f) regarding discontinued operations.
42. Secured Indian rupee term loan from a bank of ₹ Nil (March 31, 2016: ₹ 257.94 crore and April 01, 2015: ₹ 310.23 crore) of GEL was secured by (a) exclusive charge on assets created out of the loan facility (b) cash margin of 10% of outstanding facility amount in the form of fixed deposit lien marked in favour of the lenders (c) pledge of shares of the GEL, valued at ₹ 210.00 crore (d) corporate guarantee of the Company (e) exclusive charge by way of mortgage on immovable fixed assets owned by the GEL or any associate GEL / Group Company / promoters, such that a cover of 0.5x of the outstanding facility amount (net of fixed deposit margin) is maintained throughout the tenor of the facility (f) pledge of 25% equity shares of GVPGL held by GEL. The loan carried interest rate of bank's base rate plus 1.00% p.a. and was repayable in 16 unequal quarterly instalments commencing after 15 months from the date of first disbursement. GEL has been deconsolidated as at March 31, 2017. Refer note 36(f) regarding discontinued operations.
43. Secured Indian rupee term loan from a bank of ₹ Nil (March 31, 2016: ₹ 378.31 crore and April 01, 2015: ₹ 428.31 crore) of GEL was secured by (a) exclusive charge on assets created out of the loan facility (b) 10% DSRA of outstanding facility amount in the form of fixed deposit lien marked in favour of the lenders (c) pledge of shares of the GEL valued at ₹ 260.00 crore (d) corporate guarantee of the Company (e) exclusive charge by way of mortgage on office space Bandra Kurla complex, Mumbai (f) pledge of 30% shares of GPCL (g) NDU of 21% share holding of GPCL held by GEL. The loan carried interest rate of bank's base rate plus 1.25% p.a. and was repayable in 16 unequal quarterly instalments commencing after 15 months from the date of first disbursement. The lender had a put option for full or part of the facility amount at the end of 36 months from the date of first disbursement and every 3 months thereafter. GEL has been deconsolidated as at March 31, 2017. Refer note 36(f) regarding discontinued operations.
44. Secured Indian rupee term loan from a bank of ₹ Nil (March 31, 2016: ₹ 149.04 crore and April 01, 2015: ₹ 148.51 crore) of GEL was secured by pledge of total paid up equity share capital of GEL held by the Company for an amount equivalent to the loan facility, subject to Banking Regulation Act, 1949 and corporate guarantee by the Company guaranteeing the repayment of the loan and payment of interest and other charges thereon. The loan carried interest rate of base rate of the bank plus 2.00% floating spread with reset option as stipulated by the lender from time to time and is repayable after 3 years from the drawdown date. GEL has been deconsolidated as at March 31, 2017. Refer note 36(f) regarding discontinued operations.
45. Secured loan from a bank of ₹ 0.23 crore (March 31, 2016: ₹ 0.38 crore and April 01, 2015: ₹ 0.50 crore) of the Company are secured on certain vehicles of the Company. The loan carries an interest rate of 10.00% p.a. The loan is repayable in 60 equal monthly instalments commencing from October 2013.

Notes to the consolidated financial statements for the year ended March 31, 2017

46. Indian rupee term loan from a bank of ₹ Nil (March 31, 2016: ₹ 18.17 crore and April 01, 2015: ₹ Nil) of GVPGL was secured by way of fixed deposits and corporate guarantees of GGAL. The loan was repayable in seven equal quarterly instalments from the end of 3 months from the date of first disbursement of the facility and carried an interest of bank's base rate plus spread of 1.25% p.a. GVPGL has been deconsolidated as at March 31, 2017. Refer note 36(f) regarding discontinued operations.
47. Secured Indian rupee term loan from a bank of ₹ 3.20 crore (March 31, 2016: ₹ 3.48 crore and April 01, 2015: ₹ Nil) of PAPPL is secured by 20.03 acres of immovable property of PAPPL. The loan carries a floating rate of 10.90% p.a. and is repayable in 108 monthly instalments commencing from October 2015.
48. Secured Indian rupee term loan from a bank of ₹ 393.86 crore (March 31, 2016: ₹ 434.30 crore and April 01, 2015: ₹ Nil) of GAL is secured by exclusive first charge by way of hypothecation on GAL's movable fixed assets (except investments) and current assets, revenues and receivables, both present and future, monies lying in the accounts of GAL, including TRA. Further secured by pledge of 26% equity shares of GAL held by the Company, an unconditional and irrevocable corporate guarantee from the Company, non-disposal undertaking and power of attorney executed in favor of bank (to be executed for any acquisition of shares by GAL in DIAL beyond 54%). The loan carries interest at base rate plus agreed spread, which is subject to reset at the end of agreed interval. The rate of interest is ranging from 10.20% to 10.70% p.a. 76% of the loan is repayable in 15 quarterly equal instalments commencing from March 2017 till September, 2020. The balance 24% of the loan shall be repaid as a bullet repayment in September 2020.
49. Secured Indian rupee term loan from a bank of ₹ 253.73 crore (March 31, 2016: ₹ 261.21 crore and April 01, 2015: ₹ Nil) of the Company is secured by (a) 10% DSRA in the form of lien on fixed deposit in favor of the lender; (b) exclusive first charge on asset provided by the Company created out of the facility; (c) securities as set out in note 93. The loan carries an interest rate of base rate of lender plus spread of 0.50% p.a. The loan is repayable in 14 structured quarterly instalments commencing from January 2017 as per the revised agreement dated May 23, 2016. Further the lender has certain mandatory prepayment rights as per the terms of the agreements, including amendments thereof.
50. Secured Indian rupee term loan from a bank of ₹ 89.10 crore (March 31, 2016: ₹ Nil and April 01, 2015: ₹ Nil) of the Company is secured by a first mortgage and charge on 180 acres of land held by GKSEZ. The loan carries an interest rate of MCLR plus spread of 5.00% p.a. and is repayable in eighteen equal monthly instalments commencing from the end of 6 months from October 2016.
51. Secured Indian rupee term loan from a bank of ₹ 183.25 crore (March 31, 2016: ₹ Nil and April 01, 2015: ₹ Nil) of the Company is secured by (a) first pari passu charge over 998 acres of land held by GKSEZ (b) subservient charge on 8,236 acres of SEZ land held by KSPL (c) charge over Dividend / Interest Escrow Account of the Company into which all dividends and/or interest receivable by the Company from GEL and GGAL would be deposited and (d) first ranking pledge/NDU over 49% of equity shares of GGAL. The loan carries interest at the lender's Marginal Cost of Funds based Lending Rate of 1Y (I-MCLE-1Y) plus spread of 4.55% p.a. The loan is repayable in eighteen structured quarterly instalments commencing from December 25, 2016 and ending on March 25, 2021. Further the lender has certain mandatory prepayment rights as per the terms of the agreements, including amendments thereof.
52. Secured Indian rupee term loan from a bank of ₹ 193.76 crore (March 31, 2016: ₹ 206.84 crore and April 01, 2015: ₹ 223.62 crore) of the Company is secured by (a) residual charge over all current assets and movable fixed assets of the Company with negative lien (b) first charge over loans and advances of the Company (excluding EPC division) to provide minimum cover of 1.25 times of the facility outstanding (c) first charge over cash flows of GMRHL (d) DSRA covering interest payment for the first three months and (e) securities as set out in note 93. The loan carries interest at base rate of lender plus spread of 1.05% p.a. and is repayable in 6 structured quarterly instalments commencing from March 2017 as per the revised agreement dated May 23, 2016. Further the lender has certain mandatory prepayment rights as per the terms of the agreements, including amendments thereof.
53. Secured Indian rupee term loan from a bank of ₹ 378.00 crore (March 31, 2016: Nil and April 01, 2015: ₹ Nil) of the Company is secured by (a) first charge on assets created out of this facility (b) 10% of cash margin on the outstanding amount in the form of lien on fixed deposits in favour of the lender and (c) securities as set out in note 93. The loan carries interest rate of MCLR plus spread of 1.45% p.a. The loan is repayable in 28 structured quarterly instalments commencing from October 2017. Further the lender has certain mandatory prepayment rights as per the terms of the agreements, including amendments thereof.
54. Secured Indian rupee term loan from a bank of ₹ Nil (March 31, 2016: ₹ 2.85 crore and April 01, 2015: ₹ Nil) of GRSPPL was secured by way of first charge on all the goods, book debts and all the other movable assets. The loan carried an interest rate of 13.25% p.a. and was repayable in 11 yearly instalments with initial gestation period of 12 months commencing from February 2017. GRSPPL has been deconsolidated as at March 31, 2017. Refer note 36(f) regarding discontinued operations.

Notes to the consolidated financial statements for the year ended March 31, 2017

55. Secured Indian rupee term loan from a bank of ₹ 75.00 crore (March 31, 2016: ₹ Nil and April 01, 2015: ₹ Nil) of RSSL is secured by way of a irrevocable corporate guarantee issued by the Company, charge on present and future assets of RSSL created out of the term loan, charge on 10% of FD margin of the outstanding facility amount, mortgage of various immovable properties of the Group and pledge of the shares of various companies of the Group. The loan carries an interest rate of 10.85% p.a. and is repayable in 28 quarterly instalments commencing from October 31, 2017.
56. Secured Indian rupee term loan from a financial institution of ₹ 498.61 crore (March 31, 2016: ₹ 597.65 crore; April 01, 2015: ₹ 696.60 crore) of the Company is secured by a first pari passu charge on 8,236 acres of land held by KSPL. The loan carries interest rate of 11.75% p.a. payable on a half yearly basis and is repayable in 10 equated annual instalments commencing from December 2012.
57. Secured Indian rupee term loans from financial institutions of ₹ 25.58 crore (March 31, 2016: ₹ 99.98 crore and April 01, 2015: ₹ 249.72 crore) of GMRHL are secured by way of a pledge of 26% equity shares of GMRHL held by the Company. This term loan carries an interest rate of 13.00% p.a. for the first 13 months from the date of disbursement; 14.00% p.a. for the next 12 months from the end of 13 months from the date of first disbursement; 15.00% p.a. for the rest of the tenure of loan and the principal is repayable in a lumpsum within 37 months from the date of agreement i.e. March 2013.
58. Secured Indian rupee term loans from financial institutions of ₹ 10.97 crore (March 31, 2016: ₹ 14.40 crore and April 01, 2015: ₹ 20.72 crore) of GAPL are secured by way of hypothecation of aircrafts of GAPL and guarantee issued by the Company. The loan carries an interest rate of 10.22% p.a. (March 31, 2016: 10.36% to 11.38% p.a.). The loan is repayable in quarterly instalments of ₹ 1.22 crore each with an option to preclose at the end of year 1 and thereafter on every interest reset date with 30 days written notice to the lender without any prepayment premium.
59. Secured Indian rupee term loan from a financial institution of ₹ Nil (March 31, 2016: ₹ 697.80 crore and April 01, 2015: ₹ 697.30 crore) of GEL was secured by way of first pari-passu charge on the land of KSPL and corporate guarantee given by the Company. The loan carried an interest of 12.00% p.a. and was repayable in 6 equal instalments after the fifth year from the date of first disbursement. GEL has been deconsolidated as at March 31, 2017. Refer note 36(f) regarding discontinued operations.
60. Secured Indian rupee term loan from a financial institution of ₹ 149.82 crore (March 31, 2016: ₹ 149.69 crore; April 01, 2015: ₹ 149.57 crore) of the Company is secured by exclusive first charge on land held by GKSEZ. The loan carries an interest rate of 12.00% p.a. and is repayable in 7 equal annual instalments commencing at the end of four years from the date of first disbursement.
61. Secured Indian rupee term loan from a financial institution of ₹ 19.26 crore (March 31, 2016: ₹ 28.75 crore and April 01, 2015: ₹ 36.93 crore) of the Company is secured by a charge on the assets of the Company. The loan carries interest rate of 14.75% p.a. linked with lender's base rate on reducing balance and is repayable in 57 monthly instalments commencing from April 2014.
62. Secured Indian rupee term loan from a financial institution of ₹ 172.38 crore (March 31, 2016: ₹ 193.59 crore and April 01, 2015: ₹ 193.16 crore) of the Company is secured by way of (a) first mortgage and charge on non-agriculture lands of SJK; (b) pledge of 2.00 crore equity shares of Re. 1 each of the Company, held by GHPL and (c) pledge of such number of equity shares of ₹ 10 each of GEL having book value of minimum of ₹ 400.00 crore held by the Company and in case of default in repayment of loan, the lender has the right to convert the loan into equity. The loan carries an interest rate of 14.25% p.a. (March 31, 2016: 14.25% p.a.) and is repayable in 18 quarterly instalments commencing from October, 2016.
63. Secured Indian rupee term loan from a financial institution of ₹ 259.74 crore (March 31, 2016: ₹ 259.50 crore and April 01, 2015: ₹ 259.28 crore) of the Company carries interest rate of 12.15% p.a. payable on a quarterly basis. The loan is repayable in 6 equal annual instalments commencing at the end of five years from the date of first disbursement. The loan is secured by an exclusive first charge on certain immovable properties located in the State of Andhra Pradesh ('AP') owned by Namitha Real Estate Private Limited (NREPL), a subsidiary of the Company, Corporate Infrastructure Services Private Limited, a fellow subsidiary, Varalaxmi Jute & Twine Mills Private Limited, Vijay Niwas Real Estates Private Limited and Smt. G. Varalakshmi.
64. Secured rupee term loans from a financial institution of ₹ Nil (March 31, 2016: ₹ 9.66 crore and April 01, 2015: ₹ Nil) of GCEL was secured by exclusive/ first charge/ hypothecation of equipments borrowed under the loan consisting of movable assets/ equipments including movable plant and machinery, machinery spares, tools and accessories and other movables, both present and future, whether installed or not and whether now lying loose or in cases or which are lying or stored in or about or shall be brought into or upon or be stored or be in GCEL's factories, premises and godowns or wherever else the same may be or be held by any party to the order or disposition of the customer or in the course of transit or on high seas or on order or delivery. The loan carried an interest rate of 16% per annum. The loan amount shall be repaid in 34 monthly instalments commencing from December 2015. GCEL has been deconsolidated as at March 31, 2017. Refer note 36(f) and 36(g) regarding discontinued operations.

Notes to the consolidated financial statements for the year ended March 31, 2017

65. Secured Indian rupee loan from a financial institution of ₹ 62.49 crore (March 31, 2016: ₹ 55.42 and April 01, 2015: ₹ Nil) of SJK is secured by the way of (a) pledge on 1.70 crore equity shares of the Company; (b) pledge on 100% equity shares of GPEL; (c) pledge on 49% equity shares of GTAEPL; (d) pledge on 49% equity shares of GTTEPL; (e) pledge on 26% equity shares of GHVEPL; (f) First pari passu charge on loans and advances of the above mentioned road companies; (g) pledge on 21% equity shares of GMRHL; (h) pledge on 26% preference share capital of GMRHL; (i) charge by the way of mortgage on certain properties; and (j) charge by the way of mortgage on 82 acres of immovable property located at Maharashtra. The loan carries interest rate at lender's benchmark rate less spread of 6.00% p.a. The entire loan is repayable on bullet repayment on the date falling 36 months from the date of first disbursement i.e. September 2018.
66. Secured Indian rupee term loan from a financial institution of ₹ 149.58 crore (March 31, 2016: ₹ 149.31 crore and April 01, 2015: ₹ Nil) of KSPL is secured by pari passu first charge on land to the extent of 8,236.50 acres along with escrow of receivable from land leasing of 916 acres under Phase-I and lien on fixed deposit of ₹ 5.65 crore. Further secured by an irrevocable and unconditional guarantee given by the Company. The loan carries an interest rate of 10.75% p.a. plus spread of 3.00% p.a. (March 31, 2016: 11.70% p.a. plus spread of 2.75% p.a.) and is repayable in 8 equal quarterly instalments commencing from the end of 27 months from the first drawdown date i.e. September 2017.
67. Secured Indian rupee term loan from financial institution of ₹122.70 crore (March 31, 2016: ₹ Nil and April 01, 2015: ₹ Nil) of GHRL is secured by first pari passu charge on immovable assets (including assignment of leasehold rights in the case of leasehold land) movable assets, revenues, book debts, bank accounts and a pledge over 30% of the equity shares of GHRL. Further the loan is secured by an irrevocable and unconditional corporate guarantee given by the GHIAL. The loan carries an interest rate of 10.80% p.a. The loan is repayable in 54 quarterly instalments commencing from January 2017.
68. Secured loan from others of ₹ 0.12 crore (March 31, 2016: 0.17 crore and April 01, 2015: ₹ 0.23 crore) of the Company is secured by certain vehicles of the Company. The loan carries an interest rate of 10.33% p.a. and is repayable in 60 equal monthly instalments commencing from April 2014.
69. Secured foreign currency loans from a bank of ₹ Nil (March 31, 2016: ₹ Nil and April 01, 2015: ₹ 144.81 crore) of GIML was secured by way of pledge of shares of GISPL held by GIML and further secured by way of corporate guarantee given by the Company. The rate of interest was LIBOR plus 6.45%. The loan was repaid during the year ended March 31, 2016.
70. Secured foreign currency loan from a bank of ₹ Nil (March 31, 2016: ₹ Nil and April 01, 2015: ₹104.84 crore) of MTSCS was secured by way of first ranking mortgage / hypothecation / assignment / security interest / pledge on the immovable property comprising of land and building both present and future acquired; movable current assets both present and future; pledge of shares representing 30% of the total equity share capital of MTSCS; and all rights, titles, permits and interests of MTSCS in respect of all the assets, project documentation including all insurance contracts and clearances. The loan carried an interest at LIBOR plus 4.50% p.a. MTSCS had entered into a contract to hedge the interest rate risk related to LIBOR and has entered into an IRS arrangement to convert floating rate of interest into fixed rate of interest. The entire foreign currency loan was repayable as a single instalment in May 2018. Pursuant to the MOU as detailed in note 36(c), MTSCS has been deconsolidated, as at March 31, 2016. Refer note 36(c) and 36(k) regarding discontinued operations.
71. Secured foreign currency loans from banks of ₹ Nil (March 31, 2016: ₹ 569.22 crore and April 01, 2015: ₹ 566.55 crore) of DIAL were secured by first rank pari passu charge on all the future revenues, receivables, TRA, DSRA, major maintenance reserve, any other reserve, other bank accounts and insurance proceeds of DIAL and all the rights, titles, interests, permits in respect of the project documents as detailed in the lenders agreements, to the extent permissible under OMDA and further secured by the pledge of requisite shares held by the consortium of GAL and FAG (shareholders of DIAL). The loans carried an interest at 6 months LIBOR plus agreed spread of 480 bbps. However, DIAL had entered into an IRS arrangement to convert floating rate of interest into fixed rate of interest, as per terms of the loan agreement. The loans were repayable in 18 unequal half yearly instalments commencing from June 2016 to December 2024. During the year ended March 31, 2017, the loan was repaid in full.
72. Secured foreign currency loans from banks of ₹ Nil (March 31, 2016: ₹ Nil and April 01, 2015: ₹ 84.10 crore) of GENBV was secured by pledge of shares of GENBV, pledge of 100% shares of PTDSU, PTDSI and PT, non-disposal undertaking from PTDSI and PT for their entire shareholding in PTBSL, non-disposal undertaking from GEL for its shareholding in GEML and non disposal undertaking of 100% shareholding of GEML in GECL and undertaking by the Group to retain 51% direct ownership and control in GEL. Further secured by way of an irrevocable and unconditional guarantee by the Company and charge over escrow of cash flows from PTDSU, PTDSI, PTBSL, and PT including dividends and cash sweeps. The rate of interest was LIBOR plus 550 bbps. The loan was repayable in 3 equal annual instalments commencing from February 2013 and ending in February 2015. The loan was repaid in full during the year ended March 31, 2016.
73. Secured foreign currency loan from a bank of ₹ Nil (March 31, 2016: ₹ Nil and April 01, 2015: ₹ 104.62 crore) of ATSCS was secured by way of first ranking mortgage / hypothecation / assignment / security interest / pledge on the immovable property comprising of land and building, both

Notes to the consolidated financial statements for the year ended March 31, 2017

present and future acquired; movable current assets both present and future; pledge of shares representing 30% of the total equity share capital of ATSCIL; and all rights, titles, permits and interest of ATSCIL in respect of all the assets, project documentation, including all insurance contracts and clearances. The loan carried an interest at LIBOR plus 4.50% p.a. ATSCIL had entered into a contract to hedge the interest rate risk related to LIBOR and has entered into an IRS arrangement to convert floating rate of interest into fixed rate of interest. The entire foreign currency loan was repayable as a single instalment in December 2017. Pursuant to the MOU as detailed in note 36(c), ATSCIL has been deconsolidated, as at March 31, 2016. Refer note 36(c) and 36(k) regarding discontinued operations.

74. Secured foreign currency loans from banks of ₹ 2,443.94 crore (March 31, 2016: ₹ 2,511.06 crore and April 01, 2015: ₹ 2,365.84 crore) of GCRPL are secured by a charge over all tangible and intangible assets of GCRPL and a charge over the shares of GCRPL. Further, secured by way of guarantee by the Company and a non-disposable undertaking with respect to shares held in PTGEMS by GCRPL. The loan carried interest rate of six month LIBOR plus 4.25% p.a. The term loans were repayable in 4 instalments of 5% of the loans within 24 months from the first utilisation date i.e. in October 2011, 10% within 36 months from the first utilisation date, 10% within 48 months from the first utilization date and the final instalment of 75% on the maturity date i.e. in October 2016. During the year ended March 31, 2017, GCRPL entered into an arrangement with the lenders to reschedule the loan. As per the revised arrangement, the loan carries an interest rate of six months LIBOR plus 4.25% p.a. for the first 24 months and an interest rate of six months LIBOR plus 5.25% p.a. for the remaining period and is repayable over a period of 5 years commencing from January 2017.
75. Secured foreign currency loan from a bank of ₹ Nil (March 31, 2016: ₹ 258.47 crore and April 01, 2015: ₹ 247.55 crore) of PTBSL was secured by a charge over insurance, inventory, plant and machinery, receivables of PTBSL and further secured by corporate guarantee from the Company. The loan carried an interest rate of LIBOR plus 6.07% p.a. and was repayable in 10 half yearly instalments commencing after 42 months from the first utilisation date. PTBSL has been deconsolidated as at March 31, 2017. Refer note 36(k) regarding discontinued operations.
76. Secured foreign currency loans from banks of ₹ Nil (March 31, 2016: ₹ 36.25 crore and April 01, 2015: ₹ 6.25 crore) of GUKPL was secured by mortgage of land and building existing or to be created in future owned by GUKPL in favor of the lender. Further, secured by way of letter of comfort in favor of the lender by GEL and also secured by way of acknowledgment letter from Government of Nepal through Investment Board of the Government of Nepal, as per Section 14.1 of Project Development Agreement of GUKPL's assignment/transfer of GUKPL's rights or benefits. Further secured by way of assignment of rights and benefits as per Section 14.1 of Project Development Agreement and hypothecation of entire work in progress. The bridge gap loan was for three years from the first disbursement date (i.e. December 2014 and February 2016) or till three months after financial closure whichever is earlier. The loan carried interest rate of 8.50% p.a. GUKPL has been deconsolidated as at March 31, 2017. Refer note 36(f) regarding discontinued operations.
77. Secured foreign currency loan from a bank of ₹ Nil (March 31, 2016: ₹ 961.49 crore and April 01, 2015: ₹ 908.06 crore) of GIML was secured by certain fixed deposits of GIML and by way of corporate guarantee given by the Company. The rate of interest was LIBOR plus 200 bbps. During the year ended March 31, 2017, the loan has been repaid in full.
78. Secured foreign currency loans from banks of ₹ Nil (March 31, 2016: ₹ 4.38 crore and April 01, 2015: ₹ Nil) of HHPPL was secured by mortgage of fixed assets existing or to be created in future owned by HHPPL in favor of the lender. Further, secured by way of letter of comfort in favor of the lender from GEL. The loan carried interest rate at 8.50% p.a. and the tenure of the loan is for 3.5 years from the first disbursement date i.e. June 2015 or till three months after financial closure whichever is earlier. HHPPL has been deconsolidated as at March 31, 2017. Refer note 36(f) regarding discontinued operations.
79. Secured foreign currency loan from a financial institution of ₹ Nil (March 31, 2016: ₹ 663.46 crore and April 01, 2015: ₹ 625.49 crore) of GCEL was secured by first ranking charge by way of assignment / mortgage / hypothecation / security interest on pari passu basis on, all GCEL's immovable properties both present and future, all the movable properties including plant and machinery, machine spares, tools and accessories, furniture, fixtures, vehicle and other movable assets, intangible goodwill, uncalled capital, both present and future in relation to the project, all the book debts, operating cash flows, receivables, commission, revenues of whatsoever nature wherever arising including CDM benefits of GCEL both present and future, all the rights, titles, interest, benefits, claims and demands whatsoever of GCEL in the project documents (including PPA's/MOU for sale of power, package/ construction contracts, operation and maintenance related agreements, land lease agreements, fuel supply contracts/ long term linkages, services contracts, mining lease, vesting order, coal mine development and production agreement etc.) all as amended varied or supplemented from time to time; and all insurance policies, performance bonds, contractors guarantees and any letter of credit provided by any party under the project documents, all the rights, titles, permits, clearances, licenses, approvals, consents, all intellectual property, interests and demands of GCEL in respect of the project documents and the escrow account, DSRA and any other bank accounts of GCEL

Notes to the consolidated financial statements for the year ended March 31, 2017

and other rights, claims etc. and pledge of shares held by the promoters/ sponsors constituting 51% of preference and equity shares of GCEL which shall be reduced to 26% of shares on repayment of half of the loans subject to the compliance of conditions put forth by the consortium of rupee lenders, cost overrun lenders and foreign currency lender. All the securities ranked pari passu among all the rupee lenders, cost overrun and mining capex lenders, foreign currency lender aggregating to ₹ 8,977.00 crore and the lenders participating in the bank borrowings for the working capital requirements (fund and non-fund based) to the extent of ₹ 1,054.00 crore and the lenders participating in the Performance Guarantee of ₹ 455.00 crore and on second charge basis with lenders providing customs/ excise bank guarantee and loan equivalent risk limits of ₹ 1,163.00 crore. The loan carried an interest rate of six months USD LIBOR plus margin that ranged from 215 bbps to 410 bbps and was repayable in 68 quarterly instalments commencing from April 2017 to January 2034. GCEL has been deconsolidated as at March 31, 2017. Refer note 36(f) and 36(g) regarding discontinued operations.

80. Unsecured Indian rupee term loan from a bank of ₹ Nil (March 31, 2016: ₹ Nil and April 01, 2015: ₹ 185.96 crore) of GPCL was repayable in 8 equal quarterly instalments commencing from the end of 15 months from the date of first disbursement i.e. July 2013 and carried an interest rate of 14.60% p.a. During the year ended March 31, 2016 the loan was repaid in full.
81. Unsecured Indian rupee term loan from others of ₹ 0.42 crore (March 31, 2016: ₹ 0.46 crore and April 01, 2015: ₹ 0.60 crore) of HMACPL is interest free. The loan is repayable in 15 equal annual instalments of ₹ 0.10 crore each commencing from April 2009.
82. Unsecured Indian rupee loan from a financial institution of ₹ 122.48 crore (March 31, 2016 : Nil and April 01, 2015: ₹ Nil) of GGAL carries an interest rate of 13.00% p.a. The loan is repayable in 54 equal monthly instalments starting from July 2016.
83. Unsecured foreign currency loan from a bank of ₹ 317.34 crore (March 31, 2016: ₹ 330.51 crore and April 01, 2015: ₹ 315.30 crore) of GISPL is secured by an irrevocable and unconditional standby letter of credit up to a limit of USD 5.00 crore guaranteed by the Company. The loan carries an interest at 6 months LIBOR plus margin of 3.07% p.a. and is repayable over a period of 5 years over 9 instalments of 1% within 12 months from the first utilisation date, 1% within 18 months from the first utilisation date, 1.25% within 24 months from the first utilisation date, 2.50% within 30 months from the first utilisation date, 7.50% within 36 months from the first utilisation date, 9.25% within 42 months from the first utilisation date, 9.50% within 48 months from the first utilisation date, 9.50% within 54 months from the first utilisation date and a final instalment of 58.50% on the maturity period of 60 months.
84. Secured Indian rupee term loans from banks and financial institutions against development fees receipts of ₹ Nil (March 31, 2016: ₹ 84.00 crore and April 01, 2015: ₹ 545.26 crore) of DIAL were secured by pari passu first charge on development fees. The loans were repayable from collection of development fees receipts and the repayment commitments are as per the loan agreement. The loans carried fixed rate of interest at 11.50% p.a. (March 31, 2016: 11.95% p.a.). During the year ended March 31, 2017, the loans were repaid in full.
85. Secured suppliers' credit of ₹ 19.30 crore (March 31, 2016: ₹ 39.38 crore and April 01, 2015: ₹ 55.67 crore) of GAPL is secured by way of hypothecation of aircrafts, guarantee issued by the Company and a bank guarantee given by GAPL. The rate of interest is six months LIBOR plus spread of 115 bbps. The interest rate is hedged at 3.66% p.a. The loan is repayable in 16 equal half yearly instalments commencing from April 2010.
86. Bills discounted of ₹ Nil (March 31, 2016: ₹ Nil and April 01, 2015: ₹ 134.70 crore) of GEL were secured by first charge over the current assets of GEL and second charge over the entire fixed assets of GEL. The securities would be shared on a pari passu basis with existing charge holders. During the year ended March 31, 2016, a standby letter of credit has been invoked by the bank and the amount was classified under short term borrowings. Refer note 24.
87. Finance lease obligations of ₹ 0.66 crore (March 31, 2016: ₹ 0.66 crore and April 01, 2015: ₹ 0.63 crore) of GPCL are secured by underlying assets taken on finance lease arrangement. The lease term is of 5 years and it carries an interest of 10.00% p.a.
88. DIAL has entered into an information technology service agreement with WAISL to provide IT services. As per the agreement, DIAL pays or receives a variable charge to WAISL depending on actual billing and agreed subsistence level. Accordingly, DIAL has considered that the arrangement contains a lease of the IT equipments and other assets and the lease was classified as a finance lease at the inception of the agreement. During the year ended March 31, 2017, pursuant to the modification in the terms of the arrangement, the embedded lease has been terminated. Finance lease obligations as at March 31, 2016 was ₹ 178.35 crore (April 01, 2015: ₹ 266.20 crore) and the interest rate implicit in the lease ranged from 10.11% to 10.55% p.a.
89. Finance lease obligations of ₹ Nil (March 31, 2016: ₹ Nil and April 01, 2015: ₹ 2.39 crore) of MTSCCL were secured by underlying assets taken on finance lease arrangement. The lease term was of 99 years and the effective interest rate is 13.79% p.a. Pursuant to the MOU as detailed in note 36(c), MTSCCL has been deconsolidated, as at March 31, 2016. Refer note 36(c) and 36(k) regarding discontinued operations.

Notes to the consolidated financial statements for the year ended March 31, 2017

90. Finance lease obligations of ₹ Nil (March 31, 2016: ₹ Nil and April 01, 2015: ₹ 1.00 crore) of ATSCS were secured by underlying assets taken on finance lease arrangement. The lease term was of 99 years and the effective interest rate is 13.79% p.a. Pursuant to the MOU as detailed in note 36(c), ATSCS has been deconsolidated, as at March 31, 2016. Refer note 36(c) and 36(k) regarding discontinued operations.
91. Finance lease obligation amounting to ₹ Nil (March 31, 2016: 12.36 crore and April 01, 2015: ₹ 12.32 crore) of GCEL was secured by underlying assets taken on finance lease arrangement. The lease term was of 99 years and the effective interest rate is 13.79% p.a. GCEL has been deconsolidated as at March 31, 2017. Refer note 36(f) and 36(g) regarding discontinued operations.
92. Negative grant of ₹ 66.41 crore (March 31, 2016: ₹ 66.21 crore and April 01, 2015: ₹ 64.71 crore) of GACEPL is interest free and recorded at amortised cost. Negative grant is repayable in unequal yearly instalments over the next 5 years. As at March 31, 2017, an amount of ₹ 66.41 crore (March 31, 2016: ₹ 66.21 crore and April 01, 2015: ₹ 64.71 crore) is due and GACEPL has obtained an interim stay order from the arbitration tribunal against the recovery of the negative grant till further orders. In accordance with the terms of the concession agreement entered into with NHAI by GACEPL dated November 16, 2005, GACEPL has an obligation to pay an amount of ₹ 174.75 crore by way of negative grant to NHAI. GACEPL has paid an amount of ₹ 108.34 crore till March 31, 2017 (March 31, 2016 : ₹ 108.34 crore and April 01, 2015 ₹ 108.34 crore)
93. Securities for the facilities mentioned in note nos. 12, 37, 38, 39, 49, 52 and 53
- First charge over 30% pledge of shares of Raxa Security Services Limited and 70% shares under NDU arrangement to be kept in lender's demat account.
 - Charge over 30% pledge of shares of GGAL.
 - Mortgage on Andhra Pradesh land (piece and parcel of the property admeasuring 557.76 acres in aggregate of land situated at Kothavalasa, Vizianagaram District of Andhra Pradesh).
 - Pledge over 30% shares of GMRHL held by the Company.
 - Undertaking from the Company to hold majority stake in GMRHL.
 - Pledge/charge on the advances/CCPS invested by GISPL in GCRPL in favour of lender/ lender approved correspondent bank.
 - Pledge of 12% of DDFS free shares held by GAL.
 - Mortgage on office space at Bandra Kurla Complex, Mumbai.
 - Pledge of 30% shares of GPCL.
 - NDU of 21% shareholding of GPCL.
 - First charge over properties located at Rajam Mandal, Srikakulam District, Andhra Pradesh or equivalent cash margin.
94. Interest free loan from others of ₹ 315.05 crore (March 31, 2016: ₹ 315.05 crore and April 01, 2015: ₹ 315.05 crore) of GHIAL received from the State Government of Telangana (erstwhile State Government of Andhra Pradesh) is repayable in 5 equal instalments commencing from 16th anniversary of the commercial operations date of GHIAL i.e. March 2008.
95. Unsecured foreign currency loan from others of ₹ 9.37 crore (March 31, 2016: ₹ Nil and April 01, 2015: ₹ Nil) of GALM carries an interest rate of 1.20% p.a. and is repayable in a single instalment on maturity, i.e. April 2018.
96. Unsecured Indian rupee loan from others of ₹ 0.80 crore (March 31, 2016: ₹ Nil and April 01, 2015: ₹ Nil) of GPCL carries an interest rate of 9.00% p.a. The loan is due for repayment in March 31, 2018.
97. Unsecured Indian rupee loan from others of ₹ 75.84 crore (March 31, 2016: ₹ Nil and April 01, 2015: ₹ Nil) of GETL carries an interest rate of 8.00% p.a. The loan is due for repayment in March 31, 2018.
98. Unsecured Indian rupee loan from others of ₹ 16.20 crore (March 31, 2016: ₹ Nil and April 01, 2015: ₹ Nil) of GLHPPL carries an interest rate of 11.25% p.a. The loan is due for repayment in March 31, 2018.
99. Unsecured Indian rupee loan from others of ₹ 9.50 crore (March 31, 2016: ₹ Nil and April 01, 2015: ₹ Nil) of GPII. The loan carries interest rate of 13.75 % p.a and shall be for period of 9 years and 3 months from the date of disbursal of loan.
100. Unsecured Indian rupee loan from others of ₹ 31.38 crore (March 31, 2016: ₹ Nil and ₹ Nil) of GCRPL carries interest rate of 6 months LIBOR plus 350 bps p.a. The loan is repayable over a period of 5 years from October 2014.

Notes to the consolidated financial statements for the year ended March 31, 2017

101. The period and amount of default as on the balance sheet date with respect to abovementioned borrowings are as follows:

Particulars	Nature	March 31, 2017 ₹ in crore	March 31, 2016 ₹ in crore	April 01, 2015 ₹ in crore	Period of Default (No. of Days)
Indian Rupee term loans from banks and financial institutions	Payment of Interest	123.02	376.67	165.16	0-360
Foreign currency loans from banks	Payment of Interest	80.63	54.27	-	0-360
Loan from a Group Company	Payment of Interest	5.92	-	-	0-210
Bank overdraft	Payment of Interest	0.73	-	-	0-30
Foreign Currency loans from banks	Payment of Principal	32.80	-	-	0-90
Indian Rupee term loans from banks and financial institutions	Payment of Principal	2.92	0.97	100.75	0-90
Total		246.02	431.83	265.91	

20 Trade Payables

	Non-current			Current		
	March 31, 2017 ₹ in crore	March 31, 2016 ₹ in crore	April 01, 2015 ₹ in crore	March 31, 2017 ₹ in crore	March 31, 2016 ₹ in crore	April 01, 2015 ₹ in crore
Trade payables	-	19.41	12.75	1,443.76	1,274.29	1,441.27
	-	19.41	12.75	1,443.76	1,274.29	1,441.27

21 Financial liabilities

	Non-current			Current		
	March 31, 2017 ₹ in crore	March 31, 2016 ₹ in crore	April 01, 2015 ₹ in crore	March 31, 2017 ₹ in crore	March 31, 2016 ₹ in crore	April 01, 2015 ₹ in crore
Financial liabilities at fair value through profit or loss						
Derivatives not designated as hedge						
Principal and interest rate swap (refer note 52)	67.24	107.43	115.82	-	16.49	11.76
Foreign exchange forward contracts (refer note 52)	-	-	-	1.57	0.21	12.84
Call spread option (refer note 52)	-	-	-	42.58	-	-
(i)	67.24	107.43	115.82	44.15	16.70	24.60
Other financial liabilities at amortized cost						
Security deposit from concessionaires	293.77	280.25	278.55	140.64	98.47	52.12
Security deposit from commercial property developers ('CPD')	7.59	6.39	5.73	-	-	-
Concession fee payable	195.98	170.58	157.88	-	-	-
Non-trade payable (including retention money)	5.03	84.96	136.16	938.94	1,379.36	1,614.62
Liability for voluntary retirement scheme	16.94	31.29	44.73	14.44	13.45	12.66
Financial guarantee	-	-	-	110.13	7.27	7.46
Interest Payable	-	-	-	435.76	447.64	310.42
Current maturities of long term borrowings (refer note 19)	-	-	-	1,799.76	5,105.72	4,171.84

Notes to the consolidated financial statements for the year ended March 31, 2017

	Non-current			Current		
	March 31, 2017 ₹ in crore	March 31, 2016 ₹ in crore	April 01, 2015 ₹ in crore	March 31, 2017 ₹ in crore	March 31, 2016 ₹ in crore	April 01, 2015 ₹ in crore
Current maturities of finance lease obligation (refer note 19)	-	-	-	0.66	100.06	89.61
(ii)	519.31	573.47	623.05	3,440.33	7,151.97	6,258.73
(iii)-(i)+(ii)	586.55	680.90	738.87	3,484.48	7,168.67	6,283.33

22 Provisions

	Non-current			Current		
	March 31, 2017 ₹ in crore	March 31, 2016 ₹ in crore	April 01, 2015 ₹ in crore	March 31, 2017 ₹ in crore	March 31, 2016 ₹ in crore	April 01, 2015 ₹ in crore
Provision for employees benefits						
Provision for gratuity (refer note 41)	11.53	8.72	10.27	9.77	3.84	3.36
Provision for compensated absences	-	-	-	63.80	58.79	57.62
Provision for other employee benefits	-	-	-	11.60	27.44	23.19
(i)	11.53	8.72	10.27	85.17	90.07	84.17
Other provisions						
Provision for operation and maintenance (refer note 44)	227.67	135.76	60.88	33.57	53.71	52.28
Provision for asset retirement obligation / decommissioning liability (refer note 44)	7.14	40.51	19.45	-	-	-
Provision for debenture redemption premium	-	-	-	1.91	3.94	4.81
(ii)	234.81	176.27	80.33	35.48	57.65	57.09
(iii)-(i)+(ii)	246.34	184.99	90.60	120.65	147.72	141.26

23 Other liabilities

	Non-current			Current		
	March 31, 2017 ₹ in crore	March 31, 2016 ₹ in crore	April 01, 2015 ₹ in crore	March 31, 2017 ₹ in crore	March 31, 2016 ₹ in crore	April 01, 2015 ₹ in crore
Advance received from customers and CPD's	240.58	311.22	249.20	1,025.91	1,082.43	845.95
Deferred / unearned revenue	1,811.73	1,875.56	1,888.54	94.73	127.21	144.30
Statutory dues payable	-	-	-	85.92	127.27	75.61
Development fee accrued (to the extent not utilised) (refer note 46(i))	-	-	-	-	4.15	41.17
Marketing fund liability (refer note 46(vii))	-	-	-	53.43	-	-
Other liabilities	32.10	44.09	34.59	37.10	40.54	87.54
	2,084.41	2,230.87	2,172.33	1,297.09	1,381.60	1,194.57

Notes to the consolidated financial statements for the year ended March 31, 2017

24 Short-term borrowings

	March 31, 2017 ₹ in crore	March 31, 2016 ₹ in crore	April 01, 2015 ₹ in crore
Secured			
Cash credit and overdraft from banks	116.55	367.17	362.62
Letters of credit / bills discounted	-	10.98	201.35
Indian rupee short term loans from banks	13.18	155.65	794.80
Indian rupee short term loans from financial institutions	-	246.02	388.76
Unsecured			
Cash credit and overdraft from banks	10.02	-	2.95
Foreign currency short term loans from banks	224.68	360.56	772.49
Indian rupee short term loans from banks	48.36	444.20	263.09
Indian rupee short term loans from others	311.03	-	-
	723.82	1,584.58	2,786.06
The above amount includes			
Secured borrowings	129.73	779.82	1,747.53
Unsecured borrowings	594.09	804.76	1,038.53
	723.82	1,584.58	2,786.06

- Cash credit from a bank of ₹ Nil (March 31, 2016: ₹ Nil and April 01, 2015: ₹ 0.03 crore) of GHIAL was secured by way of first pari passu charge on all movable and immovable assets, operating cash flows, book debts, receivables, intangibles and revenues, both present and future and a second ranking charge by way of mortgage of leasehold right title, interest and benefit in respect of leasehold land to an extent of 2,136.46 acres, freehold land of 8.82 acres, but not limited to documents of title to the goods. The rate of interest was 12.75% p.a.
- Cash credit from a bank of ₹ Nil (March 31, 2016: ₹ Nil and April 01, 2015: ₹ 0.02 crore) of HDFRL was secured by way of pari passu charge on current assets including stock, book debts, movable assets, software, whether installed or not and whether in possession or under the control of HDFRL or not, all bank accounts, a pledge of 30% of shares of total equity share capital of HDFRL held by GHIAL. The rate of interest was ranging from 11.25% to 11.75% p.a.
- Cash credit from a bank of ₹ 2.87 crore (March 31, 2016: ₹ 0.95 crore, April 01, 2015: ₹ 0.18 crore) of GAPL is secured by way of a corporate guarantee from the Company and a charge over current assets of GAPL. The rate of interest is 14.35% p.a.
- Cash credit from a bank of ₹ 21.05 crore (March 31, 2016: ₹ 23.42 crore, April 01, 2015: ₹ 22.41 crore) of GATL is secured by first charge on entire current assets and cash flows including stocks, receivables, bank balances etc., first pari passu charge by way of extension of equitable mortgage of leasehold rights of land to the extent of 16.46 acres registered in the name of GAEL on which MRO facilities have been created along with all the buildings and structures, first pari passu charge by way of hypothecation of all the movable assets belonging to GATL and GAEL and including but not limited to plant and machinery, machinery spares, tools and accessories and corporate guarantee from GAEL. The rate of interest is base rate of the bank plus 3.95% p.a.
- Cash credit from a bank of ₹ Nil (March 31, 2016: ₹ 4.24 crore, April 01, 2015: ₹ 4.96 crore) of GHRL was secured by way of first pari passu charge on entire current assets and cash flows including stocks, receivables, bank balances etc. with existing term lenders and collateral first pari passu charge by way of extension of equitable mortgage of the immovable properties and assets pertaining to the hotel project (including assignment of leasehold rights in the case of leasehold land, if any) and assets of the project consisting of land measuring 5.37 acres together with all the buildings, structures etc. on such land. The rate of interest was ranging from base rate of the lender plus 2.50% to 3.80% p.a.
- Cash credit from banks of ₹ Nil (March 31, 2016: ₹ 237.48 crore and April 01, 2015: ₹ 148.58 crore) of GWEL was secured by way of a first charge and registered mortgage of all the immovable properties and movables including plant and machinery, machinery spares, tools and accessories, stock of raw materials, semi-finished goods and consumable goods and by book debts, operating cash flows, receivables, revenues whatsoever in nature, present and future. Further, secured by pledge of shares representing 51% of the total paid up equity share capital of GWEL. The beneficial interest in the security ranked pari passu among all the rupee lenders and the lenders participating in the bank borrowings for the working

Notes to the consolidated financial statements for the year ended March 31, 2017

capital requirements/ bank guarantee facility to the extent as approved by the rupee lenders and secured bond holders. The cash credit from banks carried interest rate ranging from 12.10% to 13.60% p.a. GWEL has been deconsolidated as at March 31, 2017. Refer note 36(f) regarding discontinued operations.

7. Cash credit from a bank of ₹ 16.33 crore (March 31, 2016: ₹ 23.62 and April 01, 2015: ₹ 14.97 crore) of RSSL is secured by way of exclusive charge on receivables of RSSL, fixed deposit of ₹ 6.00 crore and irrevocable corporate guarantee issued by the Company. The interest rate is 12.50% p.a.
8. Unsecured cash credit from a bank of ₹ 10.02 crore (March 31, 2016: ₹ Nil, April 01, 2015: ₹ 2.95 crore) of GETL is secured by an unconditional and irrevocable corporate guarantee by GEL and the Company. The rate of interest is ranging from 11.82% to 13.03% p.a.
9. Bank overdraft of ₹ Nil (March 31, 2016: ₹ Nil and April 01, 2015: ₹ 93.44 crore) of GPCL was secured by way of first charge on current assets (inventories and book debts) and second charge on movable assets (other than current assets) of GPCL. The beneficial interest in the security shall rank pari passu among rupee lender and lenders participating in the bank borrowings for the working capital requirements. The rate of interest was ranging from 13.00% to 15.50% p.a.
10. Bank overdraft of ₹ 76.31 crore (March 31, 2016: ₹ 77.46 crore and April 01, 2015: ₹ 78.03 crore) of the Company is secured by a first charge on current assets of the EPC division of the Company and a lien on certain fixed deposits with banks of the Company and the rate of interest is ranging from 13.00% to 13.75% p.a.
11. Domestic letters of credit of ₹ Nil (March 31, 2016: ₹ Nil, April 01, 2015: ₹ 201.35 crore) of GCEL was sub limit to rupee term loans as per the facility agreement entered into by GCEL and were secured in the same manner and terms and conditions as that of rupee term loans of GCEL. The security details of the rupee term loan have been disclosed in note 19. These letters of credit were discounted with banks. Rate of interest of domestic letters of credit was ranging from 9.65% to 11.75% p.a. GCEL has been deconsolidated as at March 31, 2017. Refer note 36(g) regarding discontinued operations.
12. Bills discounted of ₹ Nil (March 31, 2016: 10.98 crore and April 01, 2015: ₹ Nil) of GVPGL were secured by first charge over the current assets of GVPGL and a corporate guarantee by GPCL. The rate of interest of bills discounted was 9.95% p.a. GVPGL has been deconsolidated as at March 31, 2017. Refer note 36(f) regarding discontinued operations.
13. Secured Indian rupee short term loans from banks of ₹ Nil (March 31, 2016: ₹ 9.41 crore and April 01, 2015: ₹ 262.80 crore) and financial institutions of ₹ Nil (March 31, 2016: ₹ Nil and April 01, 2015: ₹ 232.01 crore) of KSPL were secured by way of a charge on certain fixed deposits of the Group. The rate of interest was interest rate on fixed deposit plus 1.00% p.a. or base rate whichever was higher. As at April 01, 2015 KSPL had defaulted in the payment of interest of ₹ 3.36 crore for the months February 2015 and March 2015.
14. Secured Indian rupee short term loan from a bank of ₹ Nil (March 31, 2016: ₹ Nil, April 01, 2015: ₹ 2.94 crore) of GCAPL was secured against fixed deposits of GCAPL. The rate of interest was 10.25% p.a.
15. Secured Indian rupee short term loan from a bank of ₹ Nil (March 31, 2016: ₹ Nil and April 01, 2015: ₹ 130.00 crore) of GEL was secured by 10% cash margin in the form of fixed deposit lien marked in favour of the bank. The rate of interest was base rate plus 1.25% p.a. and was repayable in eight equal quarterly instalments commencing from the end of 36th month from the date of first disbursement. The loan was prepaid during the year ended March 31, 2016. GEL has been deconsolidated as at March 31, 2017. Refer note 36(f) regarding discontinued operations.
16. Refer note 19(86). A standby letter of credit had been invoked by the bank and the amount outstanding and due for payment as at March 31, 2016 was ₹ 84.69 crore. The loan carried an interest rate of 17.00% p.a. and was secured by a first charge over the current assets of GEL and a second charge over the entire fixed assets of GEL. GWEL has been deconsolidated as at March 31, 2017. Refer note 36(f) regarding discontinued operations.
17. Secured Indian rupee short term loan from banks of ₹ Nil (March 31, 2016: ₹ Nil and April 01, 2015: ₹ 140.79 crore) of GETL were secured against GPCL's bank deposits. The interest rate was ranging from 9.95% to 10.65% p.a.
18. Secured Indian rupee short term loans from banks of ₹ Nil (March 31, 2016: ₹ 5.88 crore and April 01, 2015: ₹ 189.99 crore) of GEL were secured against fixed deposits of GPCL and GVPGL and carried a rate of interest ranging from 9.75% to 12.00% p.a. GEL has been deconsolidated as at March 31, 2017. Refer note 36(f) regarding discontinued operations.
19. Secured Indian rupee short term loans from banks of ₹ 7.93 crore (March 31, 2016: ₹ 55.69 crore, April 01, 2015: ₹ 68.29 crore) of DSPL are secured against fixed deposits of certain Group Companies. The rate of interest is ranging from 8.55% to 11.30% p.a.

Notes to the consolidated financial statements for the year ended March 31, 2017

20. Secured Indian rupee short term loan from a bank of ₹ 5.25 crore (March 31, 2016: ₹ Nil and April 01, 2015: ₹ Nil) of GAPL is secured by charge on fixed deposits of the Company. The loan carries a interest rate of 9.70 % p.a.
21. Secured Indian rupee short term loans from a financial institution of ₹ Nil (March 31, 2016: ₹ 1.02 crore and April 01, 2015: ₹ 156.75 crore) of GEL was secured against (a) exclusive charge by way of pledge on 100% equity shares of GPEL; (b) exclusive charge by way of pledge on 49% equity shares of GTAEPL; (c) exclusive charge by way of pledge on 49% equity shares of GTTEPL; (d) exclusive charge by way of pledge on 26% equity shares of GHVEPL; (e) cross collateralisation with existing securities (including pledge of the Company's shares, mortgage of properties, DSRA deposits and others at the sole discretion of the financial institution) offered for the existing facilities extended to the Group by the lender under the existing loan agreements; (f) corporate guarantee of GMRHL and (g) DSRA deposit of 1 quarter principal and interest obligations on roll over basis. The lender at the end of 6 months from the initial drawdown date and every 12 months thereafter had an option to require GEL to repay the entire loan. The rate of interest was lender's benchmark rate minus 4.00% p.a. spread. The loan was repayable unequally over a period of four years, after a moratorium period of six months. GEL has been deconsolidated as at March 31, 2017. Refer note 36(f) regarding discontinued operations.
22. Secured Indian rupee short term loans from a financial institution of ₹ Nil (March 31, 2016: ₹ 245.00 crore and April 01, 2015: ₹ Nil) of GEL was secured against (a) exclusive charge by the way of pledge on 1.70 crore equity shares of the Company held by GEPL (b) exclusive charge by way of pledge on 100% equity shares of GPEPL (c) exclusive charge by way of pledge on 49% equity shares of GTAEPL (d) exclusive charge by way of pledge on 49% equity shares of GTTEPL (e) exclusive charge by way of pledge on 26% equity shares of GHVEPL (f) First pari passu charge on loans and advances of the above mentioned road companies (g) exclusive charge by the way of mortgage of immovable properties of certain related parties (h) exclusive charge by the way of mortgage immovable properties located at Maharashtra. (i) NDU on 11% equity shares of GAHL held by the Company. The lender at the end of 6 months from the initial drawdown date and every 12 months thereafter had an option to require GEL to repay the entire loan. The rate of interest was lender's benchmark rate minus 4.00% p.a. spread. The loan was repayable unequally over a period of four years, after a moratorium period of six months. GEL had defaulted in repayment of instalment of Rs 6.83 crore as at March 31, 2016. GEL has been deconsolidated as at March 31, 2017. Refer note 36(f) regarding discontinued operations.
23. Unsecured foreign currency short term loan from a bank of ₹ 224.68 crore (March 31, 2016: ₹ 360.56 crores, April 01, 2015: ₹ 340.52 crore) of GISPL is secured by a standby letter of credit provided by the Group, up to a limit of USD 3.50 crore and bears interest at 3 months LIBOR plus margin ranging between 1.25% to 2.00% p.a.
24. Unsecured foreign currency short term loans from a bank of ₹ Nil (March 31, 2016: ₹ Nil and April 01, 2015: ₹ 431.96 crore) of GALM was secured through corporate guarantee by GAL. The rate of interest was 1 month LIBOR plus 125 bbps.
25. Unsecured Indian rupee short term loan from a bank of ₹ 48.36 crore (March 31, 2016: ₹ 18.78, April 01, 2015: ₹ 4.59 crore) of GETL is secured by an unconditional and irrevocable corporate guarantee by the Company. The rate of interest is ranging from 10.72% to 12.82% p.a.
26. Unsecured Indian rupee short term loans from banks of ₹ Nil (March 31, 2016: ₹ 118.75 crore, April 01, 2015: ₹ 70.00 crore) of GETL carried an interest rate ranging from 10.70% to 11.40% p.a. During the year ended March 31, 2017, the loan has been repaid in full.
27. Unsecured Indian rupee short term loans from a bank of ₹ Nil (March 31, 2016: ₹ 211.70 crore, April 01, 2015: ₹ 188.50 crore) of GBHPL carried an interest rate ranging from 10.55% to 11.40% p.a. GBHPL has been deconsolidated as at March 31, 2017. Refer note 36(f) regarding discontinued operations.
28. Unsecured Indian rupee short term loans from a bank of ₹ Nil (March 31, 2016: ₹ 47.47 crore and April 01, 2015: ₹ Nil) of GEL carried interest rate ranging from 10.55% to 10.95% p.a. GEL has been deconsolidated as at March 31, 2017. Refer note 36(f) regarding discontinued operations.
29. Unsecured Indian rupee short term loans from a bank of ₹ Nil (March 31, 2016: ₹ 47.50 crore, April 01, 2015: ₹ Nil) of GBEPL carried interest rate of 10.95% p.a. GBEPL has been deconsolidated as at March 31, 2017. Refer note 36(f) regarding discontinued operations.
30. Unsecured short term loans taken from others of ₹ 311.03 crore (March 31, 2016: ₹ Nil and April 01, 2015: ₹ Nil) of DSPL carries interest rate ranging from 6.00% to 12.25% p.a.

Notes to the consolidated financial statements for the year ended March 31, 2017

25. Sales / income from operations

(₹ in crore)

	March 31, 2017	March 31, 2016
Sale of products		
Power segment:		
Income from sale of electrical energy	2.23	1.54
	2.23	1.54
Traded Goods		
Power segment:		
Income from sale of electrical energy	1,024.31	841.61
Income from coal trading	459.35	249.70
	1,483.66	1,091.31
Airport segment:		
Non-aeronautical		
Duty free items	106.52	79.97
	106.52	79.97
Sale of services		
Airport segment:		
Aeronautical	4,638.65	3,695.14
Non-aeronautical	1,814.84	1,825.54
Cargo operations	245.61	240.29
Improvements to concession assets	3.86	2.04
Income from commercial property development	169.06	170.85
Income from management and other services	102.00	85.31
	6,974.02	6,019.17
Roads segment:		
Annuity income from expressways		
Operation and maintenance income (SCA) (Annuity)	116.04	103.73
Construction income	13.28	5.17
Toll income from expressways	267.66	274.59
Income from management and other services	11.51	48.54
	408.49	432.03
EPC segment:		
Construction revenue	380.86	174.69
	380.86	174.69
Others segment:		
Income from hospitality services	55.30	55.96
Income from management and other services	112.82	109.25
	168.12	165.21
Sales / income from operations	9,523.90	7,963.92

26. Other operating income

(₹ in crore)

	March 31, 2017	March 31, 2016
Interest income on:		
Bank deposits and others	70.97	99.20
Receivables against service concession arrangements	156.61	183.21
Net gain on sale or fair valuation of investments	9.63	7.95
Others	7.52	6.68
	244.73	297.04

Notes to the consolidated financial statements for the year ended March 31, 2017

27. Other income		(₹ in crore)	
	March 31, 2017	March 31, 2016	
Interest income on bank deposits and others	166.16	200.46	
Provisions no longer required, written back	3.34	46.82	
Net gain on sale or fair valuation of investments	145.28	145.38	
Gain on fair valuation of derivative instrument	54.78	-	
Gain on account of foreign exchange fluctuations (net)	64.20	6.56	
Lease rentals	10.00	4.14	
Miscellaneous income	21.68	13.18	
	465.44	416.54	

28. Cost of materials consumed		(₹ in crore)	
	March 31, 2017	March 31, 2016	
Inventory at the beginning of the year	8.73	5.41	
Add: Purchases	178.79	36.86	
	187.52	42.27	
Less: Inventory at the end of the year	(66.52)	(8.73)	
	121.00	33.54	

29. Purchase of traded goods		(₹ in crore)	
	March 31, 2017	March 31, 2016	
Purchase of electrical energy	839.61	675.78	
Purchase of coal for trading	447.38	242.48	
Purchase of duty free items	49.89	36.18	
Purchase of other goods for trading	3.47	12.27	
	1,340.35	966.71	

30. (Increase) / decrease in stock in trade		(₹ in crore)	
	March 31, 2017	March 31, 2016	
Stock as at April 01,	9.99	7.40	
Less: Stock as at March 31,	(16.85)	(9.99)	
	(6.86)	(2.59)	

31. Employee benefit expenses		(₹ in crore)	
	March 31, 2017	March 31, 2016	
Salaries, wages and bonus	473.21	433.12	
Contribution to provident and other funds (refer note 41)	37.31	35.33	
Gratuity expenses (refer note 41)	7.00	5.79	
Staff welfare expenses	27.37	32.20	
	544.89	506.44	

32. Other expenses		(₹ in crore)	
	March 31, 2017	March 31, 2016	
Consumption of stores and spares	41.55	40.38	
Electricity and water charges	139.92	172.62	
Open access charges paid	165.01	148.58	
Airport service charges / operator fees	162.22	140.60	
Repairs and maintenance	273.98	275.94	

Notes to the consolidated financial statements for the year ended March 31, 2017

(₹ in crore)

	March 31, 2017	March 31, 2016
Manpower hire charges	62.76	57.77
Legal and professional fees	284.96	214.79
Directors' sitting fees	1.64	1.90
Adjustments to the carrying amount of investments	1.25	0.33
Provision / write off of doubtful advances and trade receivables	26.22	0.69
Donation (includes corporate social responsibility expenditure)	29.91	22.66
Fixed assets written off / loss on sale of fixed assets (net)	0.38	2.49
Logo fees	0.95	1.16
Expenses of commercial property development	43.13	44.99
Miscellaneous expenses	266.73	231.75
	1,500.61	1,356.65

33. Depreciation and amortisation expenses

(₹ in crore)

	March 31, 2017	March 31, 2016
Depreciation of property, plant and equipment	978.78	1,102.10
Amortisation of intangible assets	80.44	94.13
Depreciation on investment properties	0.70	0.43
	1,059.92	1,196.66

34. Finance costs

(₹ in crore)

	March 31, 2017	March 31, 2016
Interest on debts and borrowings	1,974.26	2,134.60
Bank charges	113.56	61.89
Call spread option premium	40.70	-
	2,128.52	2,196.49

35. Earnings per share ('EPS')

Basic EPS amounts are calculated by dividing the profit/ loss for the year attributable to equity shareholders of the parent by the weighted average number of equity shares outstanding during the year. Partly paid equity shares are treated as a fraction of an equity share to the extent that they were entitled to participate in dividends relative to a fully paid equity share during the reporting period. The weighted average number of equity shares outstanding during the period is adjusted for events such as bonus issue, bonus element in a rights issue, share split, and reverse share split (consolidation of shares) that have changed the number of equity shares outstanding, without a corresponding change in resources.

Diluted EPS amounts are calculated by dividing the profit attributable to equity shareholders (after adjusting for interest on the convertible securities) by the weighted average number of equity shares outstanding during the year plus the weighted average number of equity shares that would be issued on conversion of all the dilutive potential equity shares into equity shares.

The following reflects the income and share data used in the basic and diluted EPS computations:

	March 31, 2017	March 31, 2016
Profit attributable to equity holders of the parent:		
Continuing operations (₹ in crore)	(781.20)	(601.56)
Discontinued operations (₹ in crore)	206.61	(2,110.94)
Profit attributable to equity holders of the parent for basic / diluted earnings per share (₹ in crore)	(574.59)	(2,712.50)
Weighted average number of equity shares for basic EPS	6,017,945,475	5,645,023,712
Effect of dilution:	-	-
Weighted average number of equity shares adjusted for the effect of dilution	6,017,945,475	5,645,023,712
Earnings per share for continuing operations - Basic and Diluted (₹)	(1.30)	(1.07)

Notes to the consolidated financial statements for the year ended March 31, 2017

Earnings per share for discontinued operations - Basic and Diluted (₹)	0.34	(3.74)
Earnings per share for continuing and discontinued operations - Basic and Diluted (₹)	(0.96)	(4.81)

Notes:

1. Refer note 17(c) pertaining to the terms / rights attached to CCPs. Considering that the Company has incurred losses during the year ended March 31, 2016, the allotment of conversion option in case of CCPs would decrease the loss per share for the year ended March 31, 2016 and accordingly has been ignored for the purpose of calculation of diluted earnings per share.
2. Considering that the Company has incurred losses during the year ended March 31, 2017 and March 31, 2016, the allotment of conversion option in case of FCCBs would decrease the loss per share for the respective years and accordingly has been ignored for the purpose of calculation of diluted earnings per share. Management has computed diluted EPS using ₹ 18 per share as fair market value for computing the number of equity shares which would be issued on the conversion of FCCB.
3. Refer note 17(g) as regards further issue of shares during the year ended March 31, 2016.
4. Weighted average number of equity shares used for computing earning per share (basic and diluted) have been adjusted for 17,999,800 treasury shares held by GWT as detailed in note 49(i).

36. Discontinued operations

- a) During the year ended March 31, 2016, the Group entered into a Share Purchase Agreement ('SPA') for divestment of 117,300,000 equity shares of ₹ 10 each, representing their 51% stake in GOSHHEPL, a joint venture, for a sale consideration of ₹ 59.14 crore. During the year ended March 31, 2016, 34,477,000 shares were transferred and the Group had realized a profit of ₹ 2.31 crore on such sale of shares, which has been included as an 'exceptional item' from discontinued operations in the consolidated financial statements of the Group for the year ended March 31, 2016.
- b) During the year ended March 31, 2016, the Group entered into a SPA for divestment of their 26% equity stake in their associate, UEPL, for a sale consideration of ₹ 32.50 crore and made a provision for loss on divestment amounting to ₹ 39.21 crore which has been included as an 'exceptional item' from discontinued operations in the consolidated financial statements of the Group for the year ended March 31, 2016.
- c) During the year ended March 31, 2016, GEL had entered into a memorandum of understanding ('MOU') for divestment of its 100% equity stake in its subsidiaries, MTSC and ATSC for a consideration of ₹ 100.35 crore. The transaction has been completed during the year ended March 31, 2017 and the Group has realized a profit of ₹ 12.35 crore on such sale of shares which has been included as an 'exceptional item' from discontinued operations in the consolidated financial statements of the Group for the year ended March 31, 2017.
- d) GREL had not commenced commercial operations pending linkages of natural gas supply from the Ministry of Petroleum and Natural Gas till the period ended September 30, 2015 and have operated on an intermittent basis thereafter. As a result, the consortium of lenders of GREL decided to implement SDR, under the Framework of Reserve Bank of India for Revitalizing Distressed Assets in the Economy, whereby the lenders have to collectively hold 51% or more of the equity share capital in such assets, to convert part of the debt outstanding into equity and to undertake flexible structuring of balance debt post conversion as a Corrective Action Plan for improving viability and revival of the project. Pursuant to the scheme, borrowings aggregating to ₹ 1,308.57 crore and interest accrued thereon amounting to ₹ 105.42 crore was converted into equity shares of GREL on May 12, 2016 for 55% stake in equity share capital of GREL and the Group has given a guarantee of ₹ 2,738.00 crore to the lenders against the remaining debt. Post conversion, balance external borrowings are subject to flexible structuring (5/25 scheme) for repayment of the same over a period of 20.50 years comprising of moratorium period of 1.75 years and structured quarterly repayment period of 18.75 years. Under the SDR, the bankers have to find a new promoter for GREL within the period as prescribed under the scheme.

Consequent to the SDR and the conversion of loans into equity share capital by the consortium of lenders GREL ceased to be a subsidiary of the Group and the Group has accounted its investments in GREL under the equity method as per the requirements of Ind AS - 28. Further, pursuant to the loss of control over GREL, the Group has recorded a profit of ₹ 518.04 crore, which has been included as an 'exceptional item' from discontinued operations in the consolidated financial statements of the Group for the year ended March 31, 2017.

- e) GMIAL had entered into an agreement on June 28, 2010 with Maldives Airports Company Limited ('MACL') and Ministry of Finance and Treasury ('MoFT'), Republic of Maldives, for the rehabilitation, expansion, modernization, operation and maintenance of Male International Airport ('MIA') for a period of 25 years ('the Concession Agreement'). On November 27, 2012, MACL and MoFT issued notices to GMIAL stating that the Concession Agreement was void ab initio and that neither MoFT nor MACL had authority under the laws of Maldives to enter into the agreement and MACL took over the possession and control of the MIA and GMIAL vacated the airport effective December 8, 2012. The matter was under arbitration.

During the year ended March 31, 2017, the arbitration tribunal delivered its final award in favour of GMIAL, pursuant to which GMIAL received USD 27.10 crore from MACL, in view of which GMIAL has recognised income of ₹ 473.91 crore, being the difference between the claims received and the amount recorded as claims recoverable by GMIAL with regard to the aforesaid takeover and included the same as an 'exceptional item' from discontinued operations in the consolidated financial statements of the Group for the year ended March 31, 2017.

Notes to the consolidated financial statements for the year ended March 31, 2017

Further, GMIAL had executed work construction contracts with GADLIL and other service providers for rehabilitation, expansion, modernization of MIA. Pursuant to the aforesaid takeover of airport, GMIAL has terminated the contracts with GADLIL and these service providers. GMIAL has received claims of around USD 8.00 crore as at March 31, 2017 from GADLIL and other service providers towards claims for termination payments. However, no such claims relating to the termination of contracts have been recognised as at March 31, 2017 since the amounts payable are not certain and the management is confident that the claims from the EPC contractors do not require any further adjustments to the carrying value of the net assets in GMIAL as at March 31, 2017.

- f) The Group entered into a Subscription and Shareholders Agreement with Tenaga Nasional Berhad (Tenaga) and its affiliate, Power and Energy International (Mauritius) Limited ('Investors') whereby the Investors have acquired a 30% equity stake in a select portfolio of GEL assets on a fully diluted basis for a consideration of USD 30.00 crore through primary issuance of equity shares of GEL. The transaction was completed on November 4, 2016 and GEL has allotted equity shares to the Investors for the said consideration of USD 30.00 crore. As per the conditions precedent to the completion of the transaction, GEL's investment in certain subsidiaries have been transferred from GEL to other subsidiaries of the Company.

Pursuant to the aforesaid transaction, GEL and its subsidiaries ceased to be subsidiaries of the Company and have been considered as joint ventures as per the requirements of Ind AS -28. Further, pursuant to the loss of control over GEL and its subsidiaries, the Group has recorded a profit of ₹ 945.17 crore, which has been included as an 'exceptional item' from discontinued operations in the consolidated financial statements of the Group for the year ended March 31, 2017.

- g) During the year ended March 31, 2017, under a Framework for Revitalizing Distressed Assets in the Economy by RBI, the lenders of GCEL have implemented the SDR on February 21, 2017 pursuant to which borrowings of GCEL aggregating to ₹ 2,992.22 crore (including interest accrued thereon of ₹ 652.22 crore) got converted into equity shares. The aforesaid conversion has resulted in loss of control by the Group over GCEL and the consortium of bankers have taken over 52.38% of the paid up equity share capital of GCEL and the bankers have to find a new promoter for GCEL within the period as prescribed under the scheme. Further, majority of the lenders have reduced interest rates for GCEL and are considering implementing the 5/25 Scheme, which grants GCEL extension of time towards repayment of outstanding debts and will result in better cash flow management for the Group.

Pursuant to the loss of control over GCEL on account of the implementation of the SDR scheme as detailed above, the Group has recorded a profit of ₹ 871.49 crore, which has been included as an 'exceptional item' from discontinued operations in the consolidated financial statements of the Group for the year ended March 31, 2017. Further, the Group has accounted its investments in GCEL under the equity method as per the requirements of Ind AS - 28 post the conversion of loans into equity share capital by the consortium of lenders.


- h) Subsequent to the year ended March 31, 2017, the Group has entered in to a Memorandum of Understanding with PT Golden Energy Mines ('PTGEMS') for the sale of entire stake in PTDSU for a sale consideration of USD 6.56 crore towards purchase of share and mandatory convertible bonds issued by PTDSU, subject to fulfillment of various conditions as specified in the said agreement. Based on the aforesaid agreement, the management of the Group is of the view that the carrying value of net assets in PTDSU (after providing for impairment in the value of goodwill amounting to ₹ 100.16 crore which has been included as an 'exceptional item' in the consolidated financial statements of the Group for the year ended March 31, 2016) is appropriate.

- i) GKUAEL had entered into a Concession Agreement with National Highways Authority of India ('NHAI') for six laning of Kishangarh-Udaipur-Ahmedabad section of National Highways ('NH') 79A, NH 79, NH 76 and NH 8. Pursuant to non-fulfillment of the mandatory 'Conditions Precedent' specified under the Concession Agreement within the due date, GKUAEL had issued a notice to NHAI of its intention to terminate the Concession Agreement. In response, NHAI termed the notice not maintainable both in law and in facts and the matter was under arbitration. Pursuant to the issue of notice of dispute, GKUAEL provided for the project costs of ₹ 137.47 crore incurred by the Group upto March 31, 2016.

During the year ended March 31, 2017, both the parties have settled their disputes before the arbitral tribunal after payment of penalty of ₹ 53.87 crore by GKUAEL to NHAI.

In addition, GKUAEL had awarded the EPC contract to GMR Enterprises Private Limited ('GEPL') and had given an advance of ₹ 590.00 crore. Pursuant to the issue of notice of dispute as stated above, GKUAEL terminated the contract on May 15, 2015. During the year ended March 31, 2017, GKUAEL has settled the claims of the EPC contractors for ₹ 259.00 crore. The aforesaid settlement expenses aggregating to ₹ 312.87 crore has been included as an 'exceptional item' from discontinued operations in the consolidated financial statements of the Group for the year ended March 31, 2017. The management of the Group is confident of recovery of the balance ₹ 331.00 crore from GEPL and accordingly has not made any further adjustments in the consolidated financial statements for the year ended March 31, 2017.

- j) Also refer note 45(i) as regards reimbursement of transmission charges in case of GWEL for the period prior to April 01, 2015, which has been included as an 'exceptional item' from discontinued operations in the consolidated financial statements of the Group for the year ended March 31, 2016



Notes to the consolidated financial statements for the year ended March 31, 2017

Profit / (loss) from discontinued operations		(₹ in crore)	
Particulars	March 31, 2017	March 31, 2016	
Income			
Revenue from operations:			
Sales / income from operations	1,240.92	2,421.87	
Other income	156.87	134.57	
Total income	1,397.79	2,556.44	
Expenses			
Consumption of fuel	589.86	1,524.33	
Purchase of traded goods	-	75.46	
Sub-contracting expenses	4.65	20.96	
Employee benefit expenses	75.93	98.89	
Other expenses	285.84	380.84	
Depreciation and amortisation expenses	483.53	623.75	
Finance costs	1,825.30	1,939.43	
Total expenses	3,265.11	4,663.66	
(Loss) / profit before share of profit / (loss) of associates and joint venture exceptional items and tax from discontinuing operations	(1,867.32)	(2,107.22)	
Share of (loss) / profit of associates / joint ventures (net)	(304.22)	(101.09)	
(Loss) / profit before exceptional items and tax from discontinued operations	(2,171.54)	(2,208.31)	
Exceptional items			
a) (Loss) / profit on sale / dilution of subsidiaries / joint venture/associate (Refer note 36(a), 36(b), 36(c), 36(d), 36(f), 36(g))	2,347.05	(36.90)	
b) Reimbursement of expenditure pertaining to earlier years received (Refer note 36(j))	-	51.42	
c) Provision for diminution in value of non-current assets (Refer note 36(h), 36(i))	(312.87)	(100.16)	
d) Surplus of termination claim (Refer 36(e))	473.91	-	
Profit / (loss) from discontinued operations before tax expenses	336.55	(2,293.95)	
Tax expenses of discontinued operations			
Current tax	1.11	4.04	
Adjustments to tax relating to earlier periods	-	0.90	
Deferred tax expense / (credit)	5.58	1.98	
Profit / (loss) after tax from discontinued operations	329.86	(2,300.87)	

(k) Assets held for sale

The Group has following non-current assets / disposal groups recognized as held for sale as at March 31, 2017:

Asset / Disposal Group	Reportable segment
GMIAL	Airport segment
PTDSU	Power segment
EDWPCPL	Power segment
GKUAEPL	Road segment
GOSEHHHPL	Road segment

The Group has following non-current assets / disposal groups recognized as held for sale as at March 31, 2016:

Asset / Disposal Group	Reportable segment
GMIAL	Airport segment
GREL	Power segment
MTSCL	Power segment
ATSCL	Power segment
JEPL	Road segment
UEPL	Road segment

Notes to the consolidated financial statements for the year ended March 31, 2017

GOSEHHHPL	Road segment
EDWPCPL	Power segment

The Group has following non-current assets / disposal groups recognized as held for sale as at April 01, 2015:

Asset / Disposal Group	Reportable segment
GMIAL	Airport segment
EDWPCPL	Power segment
JEPL	Road segment
UEPL	Road segment

The details of assets/disposal group classified as held for sale and liabilities associated thereto are as under:

(₹ in crore)

Particulars	As at March 31, 2017	As at March 31, 2016	As at April 01, 2015
Group of assets classified as held for sale			
Property, plant and equipment (refer note 3)	5.42	3,845.36	0.21
Intangible assets (including goodwill) (refer note 6 and 7)	255.73	0.16	-
Intangible asset under development (refer note 8)	463.17	-	-
Trade receivables	-	169.85	-
Investment in GOSEHHHPL	24.63	24.63	-
Investment in UEPL	-	32.47	76.84
Investment in JEPL	-	30.70	29.33
Investment in EDWPCPL	0.01	0.01	0.01
Other assets including claims recoverable	102.13	1,416.59	1,126.30
Total	851.09	5,519.77	1,232.69
Liabilities associated with group of assets classified as held for sale			
Trade payables	5.70	93.11	10.32
Borrowings (refer note I)	259.71	4,903.90	1,008.96
Other liabilities	343.18	507.19	46.94
Deferred tax liabilities	0.02	18.36	-
Total	608.61	5,522.56	1,066.22
Other Comprehensive Income			
Exchange differences on translation of foreign operations	0.98	(8.56)	-
	0.98	(8.56)	-

(I) Borrowings include:

- Secured foreign currency loan from a bank of ₹ 259.71 crore as at March 31, 2017 of PTBSL is secured by a charge over insurance, inventory, plant and machinery, receivables of PTBSL and further secured by corporate guarantee from the Company. The loan carries an interest rate of LIBOR plus 6.07% p.a. and is repayable in 10 half yearly instalments commencing after 42 months from the first utilisation date.
- Secured Indian rupee term loans from banks of ₹ 3,620.18 crore as at March 31, 2016 of GREL were secured by first charge on all movable, immovable properties including stock of raw material and consumables, all book debts, cash flows receivables, TRA, DSRA, other reserves and any other bank accounts of GREL, both present and future. These loans were further secured by way of assignments / hypothecation of security interest of all the rights, title, interest, benefits, claims and demands of GREL in the project documents including all insurance contracts and clearances and all benefits incidental thereto and further secured by way of book debt, commissions, revenues of whatsoever nature and wherever arising, present and future, intangibles, goodwill and uncalled capital, present and future, pledge of 52.00 crore equity shares of GREL held by GEL as at April 01, 2015. The rate of interest for loans from banks was the base rate of lead bank plus 100 bbps except in case of two banks, for which the interest rates range from 12.84% to 14.25% p.a.. As detailed in note 36(d) GREL has become an associate during the year ended March 31, 2017.
- Secured Indian rupee term loans from banks of ₹ 68.32 crore as at March 31, 2016 and secured foreign currency loan from a bank of ₹ 111.01 crore as at March 31, 2017 of MTSCCL were secured by way of a first ranking mortgage / hypothecation / assignment / security interest / pledge on immovable property comprising of land and building both present and future acquired; movable current assets both present and

Notes to the consolidated financial statements for the year ended March 31, 2017

future; pledge of shares representing 30% of the total equity share capital of MTSCCL and all rights, titles, permits and interests of MTSCCL in respect of all the assets, project documentation including all insurance contracts and clearances. The Indian rupee term loans from banks carries interest rate in the range of base rate plus spread of 2.75% to 3.00% p.a. The secured foreign currency loan from a bank carries an interest at LIBOR plus 4.50% p.a. MTSCCL had entered into a contract to hedge the interest rate risk related to LIBOR and has entered into an IRS arrangement to convert floating rate of interest into fixed rate of interest. Indian rupee term loan of ₹ 64.71 crore is repayable in 28 quarterly instalments commencing from March 2014 and loan of ₹ 16.49 crore is repayable in 48 quarterly instalments commencing from June 2015. The entire foreign currency loan was repayable as a single instalment in May 2018. As detailed in note 36(c) 100% stake in MTSCCL has been divested as at March 31, 2017.

- d) Finance lease obligations of ₹ 2.39 crore as at March 31, 2016 of MTSCCL were secured by underlying assets taken on finance lease arrangement. As detailed in note 36(c) 100% stake in MTSCCL has been divested as at March 31, 2017.
- e) Secured Indian rupee term loans from banks of ₹ 18.06 as at March 31, 2016 and secured foreign currency loan from a bank of ₹ 110.77 crore as at March 31, 2016 of ATSCCL were secured by way of a first ranking mortgage / hypothecation / assignment / security interest / pledge on the immovable property comprising of land and building both present and future acquired; movable current assets both present and future; pledge of shares representing 30% of the total equity share capital of ATSCCL and all rights, titles, permits, and interests of ATSCCL in respect of all the assets, project documentation including all insurance contracts and clearances. The Indian rupee term loans from banks carries interest rate in the range base rate plus spread of 2.75% p.a. to 3.00% p.a. The secured foreign currency loan from a bank carries an interest at LIBOR plus 4.50% p.a. ATSCCL had entered into a contract to hedge the interest rate risk related to LIBOR and has entered into an IRS arrangement to convert floating rate of interest into fixed rate of interest. Indian rupee term loan of ₹ 9.81 crore is repayable in 28 quarterly instalments commencing from March 2014 and Indian rupee term loan of ₹ 11.64 crore is repayable in 48 quarterly instalments commencing from June 2015. The entire foreign currency loan was repayable as a single instalment in December 2017. As detailed in note 36(c) 100% stake in ATSCCL has been divested as at March 31, 2017.
- f) Finance lease obligations of ₹ Nil (March 31, 2016: ₹ 1.00 crore and April 01, 2015: ₹ Nil) of ATSCCL were secured by underlying assets taken on finance lease arrangement. As detailed in note 36(c) 100% stake in ATSCCL has been divested as at March 31, 2017.
- g) Secured foreign currency loan from a bank of ₹ Nil (March 31, 2016: ₹ 972.17 crore and April 01, 2015: ₹ 1,008.96 crore) of GMIAL was secured by first charge / assignment of all revenues and receivables of GMIAL from the project or otherwise, first charge of existing and future movable properties, all banks accounts including without limitation, the escrow accounts and each of the other accounts required to be created by GMIAL under any project document or contract, all intangible assets including but not limited to the goodwill, undertaking, uncalled capital and intellectual property rights, assignments of all the rights, titles, and interests of GMIAL from all contractors, insurances, licenses in, to, and under all assets of the project, all project documents, which GMIAL is a party to including contractor guarantees, liquidated damages and all other contracts relating to the project, a first charge or assignment of all the rights, titles, interests, benefits, claims and demands whatsoever of GMIAL in any letter of credit, guarantee, performance bonds, provided by EPC contractors, or any party to the project documents, lender's security package listed in the project documents, including substitution rights and termination payments due in respect of the project in specified circumstances and pledge of 51% of the equity share capital of GMIAL. The rate of interest is six months LIBOR plus 375 bbps. The loan was originally repayable in half yearly instalments commencing from June 2015. The loan has been repaid during the year ended March 31, 2017.

37. (a) Deferred Tax

Deferred tax (liability) / asset comprises mainly of the following:

(₹ in crore)

Particulars	March 31, 2017		March 31, 2016		April 01, 2015	
	Deferred tax asset	Deferred tax liability	Deferred tax asset	Deferred tax liability	Deferred tax asset	Deferred tax liability
Deferred tax liability:						
1 Depreciation	-	1,165.34	-	971.87	-	545.83
2 Carry forward losses / unabsorbed depreciation	656.96	-	932.75	-	540.89	-
3 Intangibles (Airport Concession rights)	69.96	-	-	-	-	-
4 Others	54.13	29.52	10.96	5.65	5.65	6.66
Sub- total (A)	781.05	1,194.86	943.71	977.52	546.54	552.49
Deferred tax liability (net)		413.81		33.81		5.95
Deferred tax asset :						
1 Depreciation	-	3.81	-	1,185.34	-	1,186.21
2 Carry forward losses / unabsorbed depreciation	2.15	-	1,169.53	-	1,124.00	-

Notes to the consolidated financial statements for the year ended March 31, 2017

Particulars	March 31, 2017		March 31, 2016		April 01, 2015	
	Deferred tax asset	Deferred tax liability	Deferred tax asset	Deferred tax liability	Deferred tax asset	Deferred tax liability
3 Intangibles (Airport Concession rights)	-	-	73.84	-	77.73	-
4 MAT credit entitlement	265.37	-	153.69	-	144.48	-
5 Others	12.43	4.58	57.12	36.55	28.63	2.10
Sub- total (B)	279.95	8.39	1,454.18	1,221.89	1,374.84	1,188.31
Deferred tax asset (net)	271.56		232.29		186.53	
Total (A+B)	1,061.00	1,203.25	2,397.89	2,199.41	1,921.38	1,740.80
(Deferred tax liability) /Deferred tax asset (net)	(142.25)		198.48		180.58	
Change for the year		340.73		(17.90)		
Reconciliation to the consolidated statements of profit and loss from continuing operations						
Charge/(credit) during the year as above		340.73		(17.90)		
Add: Foreign currency translation reserve		9.64		2.69		
Charge/(credit) during the year		350.37		(15.21)		

- i. In case of certain entities, deferred tax asset has not been recognised on unabsorbed losses on the grounds of prudence in view of the management's assessment of future profitability. The Group has recognised deferred tax asset on unabsorbed depreciation and carried forward losses as at March 31, 2017, March 31, 2016 and April 01, 2015, only to the extent of deferred tax liability as at March 31, 2017.
- ii. In case of certain entities, as the timing differences are originating and reversing within the tax holiday period under the provisions of section 80-IA of the IT Act, deferred tax has not been recognised by these companies.

37. (b) Income Tax

The domestic subsidiaries of the Group are subject to income tax in India on the basis of their standalone financial statements. As per the Income Tax Act, these entities are liable to pay income tax which is the higher of regular income tax payable or the amount payable based on the provisions applicable for Minimum Alternate Tax (MAT). MAT paid in excess of regular income tax during a year can be carried forward for a period of 15 years and can be offset against future tax liabilities.

Income tax expenses in the consolidated statement of profit and loss consist of the following:

(₹ in crore)

	March 31, 2017	March 31, 2016
Tax expenses of continuing operations		
(a) Current tax	389.90	203.56
(b) Adjustments of tax relating to earlier periods	(3.24)	(6.84)
(c) MAT credit entitlement	(100.12)	(9.44)
(d) Deferred tax expense / (credit)	450.49	(5.77)
Tax expenses of discontinued operations		
(a) Current tax	1.11	4.04
(b) Adjustments of tax relating to earlier periods	-	0.90
(c) Deferred tax expense / (credit)	5.58	1.98
Total taxes	743.72	188.43
Reconciliation of taxes to the amount computed by applying the statutory income tax rate to the income before taxes is summarized below:		
Profit before taxes and share of profit/ (loss) of associates and joint ventures from continuing and discontinued operations	752.04	(2,475.93)
Applicable tax rates in India	34.61%	34.61%
Computed tax charge	260.28	(856.92)
1. Adjustments to taxable profits for companies with taxable profits		
(a) Items not deductible/income exempt from tax	(60.29)	(23.60)
(b) Adjustments on which deferred tax is not created	(52.19)	-
(c) Adjustments to current tax in respect of prior periods	(1.88)	21.43
(d) MAT adjustments	238.69	129.70
(e) Utilisation of previously unrecognised tax losses	-	(197.84)
(f) Others	(30.12)	(9.55)

Notes to the consolidated financial statements for the year ended March 31, 2017

	March 31, 2017	March 31, 2016
2. Impact on account of entities making losses / Deferred tax assets not recognised because realisation is not probable*	389.23	1,125.21
Tax expense as reported	743.72	188.43

*Certain entities of the Group have incurred losses during the relevant period, which has resulted in reduction of profit / increase of losses in the consolidated financial statements. However, the tax liability has been discharged by the respective entities on a standalone basis. Further, in view of absence of reasonable certainty, the Group has not recognised deferred tax asset in such companies.

38. Significant accounting judgements, estimates and assumptions

The preparation of the Group's consolidated financial statements requires management to make judgements, estimates and assumptions that affect the reported amount of revenues, expenses, assets and liabilities, and the accompanying disclosures, and the disclosure of contingent liabilities. Actual results could differ from those estimates. Estimates and underlying assumptions are reviewed on an ongoing basis. Uncertainty about these assumptions and estimates could result in outcomes that require a material adjustment to the carrying amount of assets or liabilities affected in future periods.

The estimates and the underlying assumptions are reviewed on an ongoing basis. Revisions to accounting estimates are recognized in the period in which the estimate is revised and future periods affected.

Significant judgements and estimates relating to the carrying values of assets and liabilities include impairment of investments, other non-current assets, Goodwill, determination of useful life of assets, estimating provisions, recoverability of deferred tax assets, commitments and contingencies, fair value measurement of financial assets and liabilities, applicability of service concession arrangements, treatment of certain investments as joint ventures / associates, applicability of embedded lease in an arrangement and estimation of payables to Government / statutory bodies.

a) Estimates and assumptions

The key assumptions concerning the future and other key sources of estimation uncertainty at the reporting date, that have a significant risk of causing a material adjustment to the carrying amounts of assets and liabilities within the next financial year, are described below. The Group based its assumptions and estimates on parameters available when the consolidated financial statements were prepared. Existing circumstances and assumptions about future developments, however, may change due to market changes or circumstances arising that are beyond the control of the Group. Such changes are reflected in the assumptions when they occur.

i. Taxes

Deferred tax assets including MAT Credit Entitlement is recognized to the extent that it is probable that taxable profit will be available against which the same can be utilised. Significant management judgement is required to determine the amount of deferred tax assets that can be recognised, based upon the likely timing and the level of future taxable profits together with future tax planning strategies. Refer note 37 for further disclosures.

ii. Fair value measurement of financial instruments

When the fair values of financial assets and financial liabilities recorded in the balance sheet cannot be measured based on quoted prices in active markets, their fair value is measured using valuation techniques including the DCF model. The inputs to these models are taken from observable markets where possible, but where this is not feasible, a degree of judgement is required in establishing fair values. Judgements include considerations of inputs such as liquidity risk, credit risk and volatility. Changes in assumptions about these factors could affect the reported fair value of financial instruments. Refer note 53 (a) for further disclosures.

iii. Contingencies

Contingent liabilities may arise from the ordinary course of business in relation to claims against the Group, including legal and contractual claims. By their nature, contingencies will be resolved only when one or more uncertain future events occur or fail to occur. The assessment of the existence, and potential quantum, of contingencies inherently involves the exercise of significant judgement and the use of estimates regarding the outcome of future events.

In respect of financial guarantees provided by the Group to third parties, the Group considers that it is more likely than not that such an amount will not be payable under the guarantees provided. Refer note 42 for further disclosure.

Notes to the consolidated financial statements for the year ended March 31, 2017

iv. Defined benefit plans (gratuity benefits)

The cost of the defined benefit gratuity plan and the present value of the gratuity obligation are determined using actuarial valuations. An actuarial valuation involves making various assumptions that may differ from actual developments in the future. These include the determination of the discount rate, future salary increases and mortality rates. Due to the complexities involved in the valuation and its long-term nature, a defined benefit obligation is highly sensitive to changes in these assumptions. All assumptions are reviewed at each reporting date.

The parameter most subject to change is the discount rate. In determining the appropriate discount rate for plans operated in India, the management considers the interest rates of government bonds.

The mortality rate is based on publicly available mortality tables for India. Those mortality tables tend to change only at interval in response to demographic changes. Future salary increases and gratuity increases are based on expected future inflation rates.

Further details about gratuity obligations are given in note 41.

b) Significant judgements

In the process of applying the Group's accounting policies, the management has made the following judgements, which have the most significant effect on the amounts recognized in these consolidated financial statements.

i. Impairment of non-current assets including investments in joint ventures and associates and goodwill

Determining whether investment are impaired requires an estimation of the value in use of the individual investment or the relevant cash generating units. The value in use calculation is based on Discounted Cash Flow ('DCF') model over the estimated useful life of the power plants, concession on roads, airports etc. Further, the cash flow projections are based on estimates and assumptions relating to conclusion of tariff rates, operational performance of the plants and coal mines, life extension plans, availability and market prices of gas, coal and other fuels, restructuring of loans etc in case of investments in entities in the energy business, estimation of passenger traffic and rates and favorable outcomes of litigations etc. in the airport and expressway business which are considered as reasonable by the management (refer note 6, 9 and 15).

ii. Determination of applicability of Appendix A of Service Concession Arrangement ('SCA'), under Ind AS - 11 'Construction contracts' in case of airport entities

DIAL and GHIAL, subsidiaries of the Company, have entered into concession agreements with Airports Authority of India ('AAI') and the Ministry of Civil Aviation ('MoCA') respectively, both being Government / statutory bodies. The concession agreements give DIAL and GHIAL exclusive rights to operate, maintain, develop, modernize and manage the respective airports on a revenue sharing model. Under the agreement, the Government / statutory bodies have granted exclusive right and authority to undertake some of their functions, being the functions of operation, maintenance, development, design, construction, upgradation, modernization, finance and management of the respective airports and to perform services and activities at the airport constituting 'Aeronautical services' (regulated services) and 'Non-aeronautical services' (non-regulated services). Aeronautical services are regulated while there is no control over determination of prices for Non-aeronautical services. Charges for Non-aeronautical services are determined at the sole discretion of DIAL and GHIAL. The management of the Group conducted detailed analysis to determine applicability of SCA. The concession agreements of these entities, have significant non-regulated revenues, which are apparently not ancillary in nature, as these are important from DIAL and GHIAL, the Government / statutory body and users / passengers perspective. Further, the regulated and non-regulated services are substantially interdependent and cannot be offered in isolation. The airport premises is being used both for providing regulated services (Aeronautical services) and for providing non-regulated services (Non-aeronautical services). Based on DIAL and GHIAL's proportion of regulated and non-regulated activities, the management has determined that over the concession period, the unregulated business activities drive the economics of the arrangement and contributes substantially to the profits of DIAL and GHIAL and accordingly, the management has concluded that SCA does not apply in its entirety to DIAL and GHIAL.

iii. Determination of control and accounting thereof

As detailed in the accounting policy, consolidation principles under Ind AS are different from the previous GAAP, especially with respect to assessment of control of the subsidiaries. Accordingly certain entities like GKEL and DDFS, where though the Group have majority shareholding, they have been accounted as joint ventures entities on account of certain participative rights granted to other partners / investors under the shareholding agreements. Similarly, as detailed in Note 36 (f), consequent to investment made by Tenaga in GEL with certain participative rights in the operations of GEL, GEL and its underlying subsidiaries have also been accounted as joint ventures w.e.f

Notes to the consolidated financial statements for the year ended March 31, 2017

November 04, 2016 under Ind AS. Further, as detailed in note 36(d) and 36(g), GREL and GCEL have been accounted as associates on account of the SDR and the conversion of loans into equity share capital by the consortium of lenders.

Under Ind AS, joint ventures are accounted under the equity method as per the Ind AS 28 against the proportionate line by line consolidation under previous GAAP.

Refer note 9, 15 and 36 for further disclosure.

iv. Other significant judgements

- a) Refer note 46(xiii) as regards the accounting of finance lease by DIAL for IT services provided by WAISL.
- b) Refer note 46(xi) as regards the revenue share payable by DIAL and GHIAL to the grantor.
- c) Refer note 46(xii) as regards the accounting of CCPS issued by GAL.
- d) Refer note 46(i) as regard the accounting of Development Fund (DF) by DIAL.
- e) Refer note 47(i) and note 47(ii) as regard the recovery of claims in GHVEPL and GACEPL

39. Business combinations, acquisition of non-controlling interests during the year;

a) Acquisition of a subsidiary during the year ended March 31, 2016

Acquisition of RAXA Securities Services Limited (RSSL)

RSSL is a company incorporated on July 29, 2005 under the provisions of Companies Act, 1956 for provision of security and related services to commercial and industrial establishments. RSSL was held by GHPL.

On October 20, 2015, GSPHPL acquired 100% of the issued share capital of RSSL to enable the Group to enter into the provision of security and related services to commercial and industrial establishments.

The Group issued 17,977,400 equity shares as consideration for the 100% interest in RSSL. RSSL has been fair valued at ₹ 225.00 crores by an external valuer at the date of the acquisition. The acquisition of RSSL has been considered as common control transaction by the Group.

b) Acquisition of additional stake in a subsidiary

Acquisition of additional interest in DIAL

On May 25, 2015, the Group acquired an additional 10.00% interest in the voting shares of DIAL through GMR Airports Limited, a subsidiary, thereby increasing its ownership interest to 64.00%, for consideration of ₹ 507.43 crore paid to the non-controlling shareholders. The carrying value of the net assets of DIAL was ₹ 2,022.25 crore. The carrying value of the additional interest acquired at the date of acquisition was ₹ 202.22 crore and the excess consideration of ₹ 305.21 crore has been accounted as goodwill during the year ended March 31, 2016.

40 Interest in material partly-owned subsidiaries

Financial information of subsidiaries that have material non-controlling interests is provided below :

1 Details of material partly-owned subsidiaries :

Name of the Entity	Place of Business	Proportion of equity interest held by non-controlling interests (Effective)			Proportion of equity interest held by non-controlling interests (Direct)		
		As at March 31, 2017	As at March 31, 2016	As at April 1, 2015	As at March 31, 2017	As at March 31, 2016	As at April 1, 2015
DIAL	India	36.00%	36.00%	46.00%	36.00%	36.00%	46.00%
GHIAL	India	37.00%	37.00%	37.00%	37.00%	37.00%	37.00%
GPCL	India	49.00%	52.77%	52.77%	49.00%	49.00%	49.00%
GMIAL	Republic of Maldives	23.00%	23.00%	23.00%	23.00%	23.00%	23.00%

Notes to the consolidated financial statements for the year ended March 31, 2017

2 Accumulated balances of material non-controlling interest :

(₹ in crore)

Particulars	March 31, 2017	March 31, 2016	April 1, 2015
DIAL	1,112.47	907.85	928.03
GHIAL	289.34	128.63	126.35
GPCL	131.87	325.93	346.99
GMIAL	160.33	35.03	66.55

3 Profit / (loss) allocated to material non-controlling interest :

(₹ in crore)

Particulars	March 31, 2017	March 31, 2016
DIAL	204.62	181.57
GHIAL	160.71	2.28
GPCL	(179.79)	10.61
GMIAL	121.22	(9.24)

4. Summarised financial position :

The summarised financial position of these subsidiaries are provided below. This information is based on amounts before inter-company eliminations.

(₹ in crore)

Particulars	DIAL			GHIAL			GPCL			GMIAL		
	March 31, 2017	March 31, 2016	April 1, 2015	March 31, 2017	March 31, 2016	April 1, 2015	March 31, 2017	March 31, 2016	April 1, 2015	December 31, 2016	March 31, 2016	April 1, 2015
Non current assets												
Property, plant & equipments	7,381.27	8,039.80	8,592.39	1,709.21	1,872.52	1,907.05	35.22	76.44	118.50	-	-	0.21
Capital work in progress	123.94	63.87	50.65	20.60	22.03	5.99	-	-	-	-	-	-
Intangible assets	404.07	412.94	433.50	1.77	0.74	1.10	-	0.09	0.25	-	-	-
Investments	181.05	138.01	138.01	486.15	292.77	287.93	0.54	221.80	194.92	-	-	-
Financial assets	1.25	2.25	108.19	136.55	75.08	68.06	1.49	1.62	1.81	-	1,273.14	1,146.99
Other non current assets (including non current tax assets)	91.29	97.36	88.90	74.50	116.29	200.97	4.71	8.68	2.40	-	311.34	294.99
Deferred tax assets	-	11.27	-	167.95	99.96	102.56	-	-	-	-	-	-
Total	8,182.87	8,765.50	9,411.64	2,596.73	2,479.39	2,573.66	41.96	308.63	317.88	-	1,584.48	1,442.19
Current assets												
Inventories	7.42	7.19	7.73	7.19	10.40	12.19	1.90	1.89	14.83	-	-	-
Financial assets	3,739.72	2,380.37	1,777.36	753.98	373.03	153.36	811.34	914.77	1,371.41	736.56	7.46	42.11
Other current assets	36.99	90.96	90.27	36.07	7.15	20.38	6.61	6.67	8.45	7.89	2.73	2.66
Total	3,784.13	2,478.52	1,875.36	797.24	390.58	185.93	819.85	923.33	1,394.69	744.45	10.19	44.77
Non current liabilities												
Financial liabilities	5,560.28	5,702.42	5,869.08	2,257.49	2,351.44	2,315.01	-	-	61.27	-	246.10	-
Other non current liabilities	1,894.26	1,899.39	1,993.63	61.52	45.76	36.88	-	7.83	6.34	0.12	0.12	0.11
Deferred tax liabilities	292.04	-	-	117.58	-	-	-	0.11	-	-	-	-
Total	7,746.58	7,601.81	7,862.71	2,436.59	2,397.20	2,351.89	-	7.94	67.61	0.12	246.22	0.11
Current liabilities												
Financial liabilities	812.78	897.59	1,174.23	236.90	191.21	137.91	20.36	16.61	465.92	40.66	1,177.10	1,178.65
Provisions	19.34	15.44	14.90	7.44	5.62	5.29	7.91	7.64	4.52	-	0.06	0.06
Other current liabilities (including liabilities for current tax)	379.65	288.92	299.25	27.05	24.29	19.01	564.41	564.44	564.28	6.57	18.98	18.79

Notes to the consolidated financial statements for the year ended March 31, 2017

Particulars	DIAL			GHIAL			GPCL			GMIAL		
	March 31, 2017	March 31, 2016	April 1, 2015	March 31, 2017	March 31, 2016	April 1, 2015	March 31, 2017	March 31, 2016	April 1, 2015	December 31, 2016	March 31, 2016	April 1, 2015
Total	1,211.77	1,201.95	1,488.38	271.39	221.12	162.21	592.68	588.69	1,034.72	47.23	1,196.14	1,197.50
Total equity :	3,008.65	2,440.26	1,935.91	685.99	251.65	245.49	269.13	635.33	610.24	697.10	152.31	289.35
Attributable to :												
Equity holders of parents	1,896.18	1,532.41	1,007.88	396.65	123.02	119.14	137.26	309.40	263.25	536.77	117.28	222.80
Non-controlling interests	1,112.47	907.85	928.03	289.34	128.63	126.35	131.87	325.93	346.99	160.33	35.03	66.55

5 Summarised statement of profit and loss :

The summarised financial statement of profit and loss of these subsidiaries are provided below. This information is based on amounts before inter-company eliminations.

(₹ in crore)

Particulars	DIAL		GHIAL		GPCL		GMIAL	
	March 31, 2017	March 31, 2016	March 31, 2017	March 31, 2016	March 31, 2017	March 31, 2016	December 31, 2016	March 31, 2016
Revenue from operations	5,624.23	5,152.00	1,105.40	616.51	-	-	-	-
Other income	306.99	161.44	102.67	41.95	70.48	113.99	699.39	5.03
Cost of material consumed	-	-	-	-	-	0.62	-	-
Revenue share paid / payable to concessionaire grantors	2,634.84	2,304.15	46.20	25.79	-	-	-	-
Employee benefits expense	129.47	125.48	59.65	58.90	3.85	3.41	6.05	6.28
Finance cost	527.25	632.24	201.06	190.75	0.59	29.87	148.81	26.82
Depreciation and amortisation	638.03	703.57	203.81	205.75	41.27	42.23	-	0.21
Other expenses	834.37	923.06	197.38	168.48	357.08	23.66	17.49	11.88
Exceptional items	40.80	-	(85.78)	-	42.42	(14.19)	-	-
Profit before tax	1,126.46	624.94	585.75	8.79	(374.73)	28.39	527.04	(40.16)
Tax expense	540.50	120.68	150.96	2.60	(7.82)	8.42	-	-
Profit for the year	585.96	504.26	434.79	6.19	(366.91)	19.97	527.04	(40.16)
Other comprehensive income	(17.57)	0.09	(0.45)	(0.03)	(0.01)	0.13	-	-
Total comprehensive income	568.39	504.35	434.34	6.16	(366.92)	20.10	527.04	(40.16)
% of NCI	36.00%	36.00%	37.00%	37.00%	49.00%	52.77%	23.00%	23.00%
Attributable to the non-controlling interests	204.62	181.57	160.71	2.28	(179.79)	10.61	121.22	(9.24)
Dividend paid to non-controlling interests	-	-	-	-	-	-	-	-

6 Summarised cash flow information :

The summarised cash flow information of these subsidiaries are provided below. This information is based on amounts before inter-company eliminations.

(₹ in crore)

Particulars	DIAL		GHIAL		GPCL		GMIAL	
	March 31, 2017	March 31, 2016	March 31, 2017	March 31, 2016	March 31, 2017	March 31, 2016	December 31, 2016	March 31, 2016
Cash flow from operating activities	1,856.54	1,651.74	789.42	411.14	12.90	(0.70)	1,776.62	(119.61)
Cash flow from investing activities	(1,141.10)	(267.06)	(284.89)	(246.03)	(13.66)	334.47	(419.01)	30.52
Cash flow from financing activities	(568.99)	(1,096.60)	(233.99)	(171.96)	(0.01)	(335.21)	(1,354.71)	85.81
Net increase/(decrease)in cash & cash equivalents	146.45	288.08	270.54	(6.85)	(0.77)	(1.44)	2.90	(3.28)

Notes to the consolidated financial statements for the year ended March 31, 2017

41. Gratuity and other post employment benefits plans

a) Defined contribution plan

Contributions to provident and other funds included in capital work-in-progress (note 4), intangible assets under development (note 8), investment properties (note 5), discontinued operations (note 36) and employee benefits expenses (note 31) are as under:

Particulars	(₹ in crore)	
	March 31, 2017	March 31, 2016
Contribution to provident fund	24.96	23.49
Contribution to superannuation fund	11.00	10.75
	35.96	34.24

b) Defined benefit plan

Provident fund

Contributions to provident funds by DIAL included in capital work-in-progress (note 4) and employee benefits expenses (note 31) are as under:

Particulars	(₹ in crore)	
	March 31, 2017	March 31, 2016
Contribution to provident fund	5.73	5.51
	5.73	5.51

As per the requirements of Ind AS 19, benefits involving employer established provident funds, which require interest shortfalls to be re-compensated, are to be considered as defined benefit plans.

The details of the fund and plan asset position are as follows:

Particulars	(₹ in crore)		
	March 31, 2017	March 31, 2016	April 01, 2015
Plan assets at the year end, at fair value	94.27	82.23	76.41
Present value of benefit obligation at year end	94.27	82.23	76.41
Net (liability) / asset recognized in the balance sheet	-	-	-

Assumptions used in determining the present value obligation of the interest rate guarantee under the Deterministic Approach:

Particulars	March 31, 2017	March 31, 2016	April 01, 2015
Discount Rate	7.10%	7.80%	7.80%
Fund Rate	9.50%	9.30%	9.30%
EPFO Rate	8.60%	8.60%	8.60%
Withdrawal Rate	5.00%	5.00%	5.00%
Mortality	Indian Assured Lives "Mortality (2006-08) (modified)Ult **	Indian Assured Lives "Mortality (2006-08) (modified)Ult **	Indian Assured Lives "Mortality (2006-08) (modified)Ult **

*As published by Insurance Regulatory and Development Authority ('IRDA') and adopted as Standard Mortality Table as recommended by Institute of Actuaries of India effective April 1, 2013

Gratuity Plan

The Group has a defined benefit gratuity plan. Every employee who has completed five years or more of service gets a gratuity on departure at 15 days salary (based on last drawn basic) for each completed year of service. The scheme is funded with an insurance Company in the form of a qualifying insurance policy.

The following tables summarise the components of net benefit expense recognised in the statement of profit or loss / OCI and amounts recognised in the balance sheet for defined benefit plans/ obligations.

Statement of profit and loss

(i) Net employee benefit expenses:

Particulars	(₹ in crore)	
	March 31, 2017	March 31, 2016
Current service cost	7.10	7.22
Net interest cost on defined benefit obligation	0.54	0.35
Net benefit expenses	7.64	7.57

(ii) Remeasurement (gains)/ loss recognised in other comprehensive income:

Particulars	(₹ in crore)	
	March 31, 2017	March 31, 2016
Actuarial loss / (gain) due to defined benefit obligations ('DBO') and assumptions changes	6.58	0.56
Return on plan assets less / (greater) than discount rate	(1.24)	(1.24)
Actuarial losses / (gains) due recognised in OCI	5.34	(0.68)

Notes to the consolidated financial statements for the year ended March 31, 2017

Balance Sheet (₹ in crore)			
Particulars	March 31, 2017	March 31, 2016	April 01, 2015
Present value of defined benefit obligation	(46.81)	(45.48)	(42.01)
Fair value of plan assets	27.50	35.91	31.58
Plan asset / (liability)	(19.31)	(9.57)	(10.43)

Changes in the present value of the defined benefit obligation are as follows: (₹ in crore)			
Particulars	March 31, 2017	March 31, 2016	
Opening defined benefit obligation	45.48	42.01	
Transferred to / transfer from the Group	(0.39)	(1.11)	
Interest cost	2.90	3.02	
Current service cost	7.10	7.22	
Benefits paid	(6.81)	(6.22)	
Actuarial (gains) / losses on obligation - assumptions	6.58	0.56	
Discontinued operations	(8.05)	-	
Closing defined benefit obligation	46.81	45.48	

Changes in the fair value of plan assets are as follows: (₹ in crore)			
Particulars	March 31, 2017	March 31, 2016	
Opening fair value of plan assets	35.91	31.58	
Transferred to / transfer from the Group	(0.19)	(0.63)	
Interest income on plan assets	2.36	2.67	
Contributions by employer	3.30	7.27	
Benefits paid	(6.81)	(6.22)	
Return on plan assets greater/ (lesser) than discount rate	1.24	1.24	
Discontinued operations	(8.31)	-	
Closing fair value of plan assets	27.50	35.91	

The Group expects to contribute ₹ 7.80 crore (March 31, 2016 : ₹ 8.69 crore) towards gratuity fund in next year.

The major category of plan assets as a percentage of the fair value of total plan assets is as follows:

Particulars	March 31, 2017	March 31, 2016
Investments with insurer managed funds	100.00%	100.00%

Expected benefit payments for the year ending: (₹ in crore)	
Particulars	Amount
March 31, 2018	7.43
March 31, 2019	6.23
March 31, 2020	6.72
March 31, 2021	7.07
March 31, 2022	6.96
March 31, 2023 to March 31, 2027	33.72

The principal assumptions used in determining gratuity obligations:

Particulars	March 31, 2017	March 31, 2016	April 01, 2015
Discount rate (in %)	7.10%	7.80%	7.80%
Salary Escalation (in %)	6.00%	6.00%	6.00%
Expected rate of return on assets	7.80%	7.10%	7.10%
Attrition rate (in %)	5.00%	5.00%	5.00%
Mortality Rate	Indian Assured Lives "Mortality (2006-08) (modified)Ult "	Indian Assured Lives "Mortality (2006-08) (modified)Ult "	Indian Assured Lives "Mortality (2006-08) (modified)Ult "

Notes :

1. The estimates of future increase in compensation levels, considered in the actuarial valuation, have been taken on account of inflation, seniority, promotion and other relevant factors such as supply and demand in the employment market.

A quantitative sensitivity analysis for significant assumption is as shown below

Notes to the consolidated financial statements for the year ended March 31, 2017

Assumptions	Discount Rate		Future Salary Increases		Attrition Rate	
	March 31, 2017	March 31, 2016	March 31, 2017	March 31, 2016	March 31, 2017	March 31, 2016
Sensitivity Level (%)	1.00%	1.00%	1.00%	1.00%	1.00%	1.00%
Impact on defined benefit obligation due to increase	(4.36)	(3.99)	4.17	3.82	1.67	1.42
Impact on defined benefit obligation due to decrease	4.95	4.54	(3.91)	(3.71)	(1.77)	(1.45)

The sensitivity analysis above have been determined based on a method that extrapolates the impact on defined benefit obligation as a result of reasonable changes in key assumptions occurring at the end of the reporting period.

Other defined post employment benefit

Certain entities in the group located outside India have defined unfunded post employment benefits, for its employees.

The following tables summarises the components of net benefit expenses recognised in the statement of profit and loss and amounts recognised in the balance sheet for these defined post-employment benefits.

Statement of profit and loss

(i) Net employee benefit expense: (₹ in crore)

Particulars	March 31, 2017	March 31, 2016
Current service cost	0.48	0.46
Interest cost on benefit obligation	0.20	0.29
Net benefit expenses	0.68	0.75

(ii) Amount recognised in Other Comprehensive Income: (₹ in crore)

Particulars	March 31, 2017	March 31, 2016
Actuarial loss / (gain) due to DBO assumptions changes	(0.05)	1.40
Return on plan assets (greater)/less than discount rate	-	-
Actuarial (gains) / losses due recognised in OCI	(0.05)	1.40

Balance Sheet (₹ in crore)

Particulars	March 31, 2017	March 31, 2016	April 01, 2015
Present value of defined benefit obligation	(1.99)	(2.99)	(3.20)
Fair value of plan assets	-	-	-
Plan asset / (liability)	(1.99)	(2.99)	(3.20)

Changes in the present value of the defined benefit obligation are as follows: (₹ in crore)

Particulars	March 31, 2017	March 31, 2016
Opening defined benefit obligation	2.99	3.20
Interest cost	0.20	0.29
Current service cost	0.48	0.46
Benefits paid	(1.48)	(2.16)
Actuarial (gains) / losses on obligation	(0.05)	1.40
Forex gain	(0.15)	(0.20)
Closing defined benefit obligation	1.99	2.99

42. Commitments and contingencies

a) Capital commitments

(₹ in crore)

Particulars	March 31, 2017	March 31, 2016	April 01, 2015
Estimated value of contracts remaining to be executed on capital account, not provided for (net of advances) *	394.33	1,508.59	1,968.72

*Includes Nil (March 31, 2016 : ₹ 43.89 crore, April 01, 2015: ₹ 111.90 crore) payable towards certain coal mines allocated to the Group in terms of the Coal Mines (Special Provision) Ordinance 2014 read with Coal Mines (Special Provision) Second Ordinance, 2014 promulgated and the Coal Mines (Special Provision) Rules, 2014 framed for auction and allotment of coal blocks.

Notes to the consolidated financial statements for the year ended March 31, 2017

b) Other commitments

- i. Entities in roads sectors have entered into various Concession agreements with concessionaires for periods ranging from 17.5 years to 25 years from achievement of date of COD / appointed date as defined in the respective Concession agreements, whereby these entities have committed to comply with certain key terms and conditions pertaining to construction of roads / highways in accordance with the timelines and milestones as defined in the respective Concession agreements, COD as per the respective Concession agreements, construction, management, payment of fees (including revenue share), operation and maintenance of roads / highways in accordance with the respective Concession agreements, performance of the obligations under the respective financing agreements, non-transfer or change in ownership without the prior approval of the concessionaire and transfer of the roads / highways projects on termination of relevant agreements or in case of defaults as defined in the respective Concession agreements and utilisation of grants received as per the requirements of the respective concession agreements.
- ii.
 - a) Entities in airports sector have entered into various agreements with Concessionaires for periods ranging from 25 years to 35 years extendable by another 30 years in certain cases on satisfaction of certain terms and conditions of respective Concession agreements from dates as defined in the respective agreements for development, rehabilitation, expansion, modernisation, operation and maintenance of various airports in and outside India. Pursuant to these agreements, these entities have committed to comply with various terms of the respective agreements which pertains to payment of fees (including revenue share), development / expansion of Airports in accordance with the timelines and milestones as defined in the respective agreements, achievement of COD as per the respective agreements, development, management, operation and maintenance of airports in accordance with the respective agreements, performance of various obligations under the respective financing agreements, non-transfer or change in ownership without the prior approval of respective airport concessionaires, compliance with the applicable laws and permits as defined in the respective agreements, transfer of airports on termination of agreements or in case of defaults as defined in the respective agreements.
 - b) As per the terms of agreements with respective authorities, DIAL, GHIAL & GIAL are required to pay 45.99%, 4% and 36.99% of the revenue for an initial term of 30, 30 and 35 years which is further extendable by 30, 30 and 20 years respectively.
- iii. One of the entities in airports sector is committed to pay every year a specified percent of previous year's gross revenue as operator fee to the airport operator for the period specified in the Airport operator agreement.
- iv. During the year ended March 31, 2017, DIAL has entered into "Call spread Option" with various banks for hedging the repayment of 6.125% Senior secured notes (2026) of USD 522.60 million, which is repayable in October 2026. Under this option, DIAL has purchased a call option for USD 522.60 million at a strike price of ₹ 66.85/USD and written a call option for USD 522.60 million at a strike price of ₹ 101.86/USD at October 31, 2026. As per terms of the agreements, DIAL is required to pay premium of ₹ 1,241.30 crore (starting from January 2017 to October 2026), which is payable on quarterly basis. DIAL has paid ₹ 14.96 crore towards premium till March 31, 2017 and remaining balance of ₹ 1,226.34 crore is payable as at March 31, 2017.
- v. During the year ended March 31, 2017, DIAL has entered into "Call spread Option" with various banks for hedging the repayment of part of 6.125% Senior secured notes (2022) of USD 288.75 million, which is repayable in February 2022. Under this option, DIAL has purchased a call option for USD 80.00 million at a strike price of ₹ 68.00/USD and written a call option for USD 80 million at a strike price of ₹ 85.00/USD at February, 2022. As per terms of the agreements, DIAL is required to pay premium of ₹ 94.33 crore (starting from April 2017 to January 2022), payable on quarterly basis.
- vi. The Group has entered into agreements with the lenders wherein the promoters of the Company and the Company have committed to hold at all times at least 51% of the equity share capital of the Company / subsidiaries and not to sell, transfer, assign, dispose, pledge or create any security interest except pledge of shares to the respective lenders as covered in the respective agreements with the lenders.
- vii. The Group has provided commitment to fund the cost overruns over and above the estimated project cost or cash deficiency, if any, to the lenders of its project stage subsidiaries, to the extent as defined in the agreements executed with the respective lenders.
- viii. Refer note 43 for commitments relating to lease arrangements.
- ix. Refer note 46 (xii) for commitments arising out of convertible preference shares.
- x. Shares of the certain subsidiaries / joint ventures have been pledged as security towards loan facilities sanctioned to the Group.
- xi. Refer note 19 (7), for commitments relating to FCCB.
- xii. Refer Note 9 (b) with regards to other commitments of joint ventures and associates.

Notes to the consolidated financial statements for the year ended March 31, 2017

c) Contingent liabilities

(₹ in crore)

Particulars	March 31, 2017	March 31, 2016	April 01, 2015
1 Corporate guarantees	7,193.25	2,991.46	4,340.37
2 Bank guarantees outstanding / Letter of credit outstanding	1,147.75	2,979.16	2,042.38
3 Land Lease rent payable	-	-	0.50
4 Bonds issued to custom authorities	112.00	112.00	112.00
5 Fixed deposits pledged for loans taken by enterprises where key management personnel and their relatives exercise significant influence.	5.00	21.00	21.00
6 Letter of comfort provided on behalf of joint ventures	682.19	-	-
7 Claims against the Group not acknowledged as debts	613.00	663.17	675.69
8 Matters relating to income tax under dispute ¹	247.75	335.88	121.37
9 Matters relating to indirect taxes duty under dispute ^{2,3}	357.42	158.15	845.40
10 Arrears of cumulative dividends on preference share capital issued by subsidiary	-	76.17	55.52

Notes:

1 A search under section 132 of the IT Act was carried out at the premises of the Company and certain entities of the Group by the income tax authorities on October 11, 2012, followed by search closure visits on various dates during the year ended March 31, 2013 to check the compliance with the provisions of the IT Act. The income tax department has subsequently sought certain information / clarifications. During the year ended March 31, 2015 and March 31, 2016, block assessments have been completed for some of the companies of the Group and appeals have been filed with the income tax department against the disallowances made in the assessment orders. The management of the Group believes that it has complied with all the applicable provisions of the IT Act with respect to its operations.

2 The Director General of Central Excise Intelligence, New Delhi has issued a Show Cause Notice F. No. 574/CE/41/2014/Inv./PT.II/11327 dated October 10, 2014 on DIAL, proposing a demand of service tax of ₹ 59.91 crore (excluding interest and penalty) considering Advance Development Costs (ADC) collected by DIAL from the Commercial Property Developers under the service tax category 'Renting of Immovable Property'.

DIAL has replied to the show cause notice referred to above with appropriate authority on April 17, 2015.

Subsequently, Additional Director General (Adjudication), DGCEI has passed Order No. 10/2016-ST dated May 02, 2016 confirming demand of service tax of ₹ 54.31 crore and imposed equivalent penalty in respect of this matter.

However, based on an internal assessment and legal opinions obtained by DIAL in this regard, the management is of the view that service tax is not leviable on ADC, as these are collected for development of certain infrastructure facilities for the common use and not for the exclusive use of any developer. Service tax liability on ADC, if any arises, shall be adjusted from ADC collected by DIAL from the Commercial Property Developers.

DIAL has filed appeal before CESTAT, New Delhi on August 02, 2016 against the order dated May 02, 2016; and has disclosed the demand along with penalty of ₹ 54.31 crore as contingent liability. Further, the management of the Group is of the view that no adjustments are required to be made to these consolidated financial statements of the Group for the year ended March 31, 2017.

3 The Commissioner of Service Tax, New Delhi had issued a demand of service tax aggregating to ₹ 275.53 crore (excluding interest and penalty) on the collection of Development Fee ('DF') from passengers in airport for the period from March, 2009 to September, 2013. Out of total demand of service tax of ₹ 275.53 crore, service tax amounting to ₹ 130.17 crore has already been paid by DIAL under protest.

Subsequently, the Commissioner of Service Tax, has passed Order No. C.No D III/ST/IV/16/Hqrs/Adjn/DIAL/153/2015/1862-ST dated July 12, 2016 confirming the demand of service tax of ₹ 262.06 crore (after giving cum duty effect) and has appropriated amount deposited by DIAL under protest towards service tax, and have further imposed a penalty of ₹ 131.89 crore in respect of this matter.

However, based on an internal assessment and legal views obtained by DIAL in this regard, the management is of the view that service tax is not leviable on DF, as the DF is a statutory levy and is meant to bridge financing gap funding for the airport project. The collection of DF from passengers is not in lieu of provision of any service to them. Further, there is no service provider and service recipient relationship between the DIAL and the passengers paying DF. Service tax liability, if any arises on DF, shall be decided by AERA, keeping in view the final pronouncement of the matter.

DIAL has filed an appeal against the order before CESTAT, New Delhi on October 10, 2016 and; has disclosed the demand along with penalty of ₹ 131.89 crore as contingent liability. Further, the management of DIAL is of the view that no adjustments are required to be made to these consolidated financial statements.

Notes to the consolidated financial statements for the year ended March 31, 2017

(d) Others in addition to (c) above:

- i) As at March 31, 2014, the South Delhi Municipal Corporation ('SDMC') [earlier known as Municipal Corporation of Delhi ('MCD')] had demanded property tax of ₹ 105.18 crore on the land and properties at Indira Gandhi International (IGI) Airport, New Delhi ('Delhi Airport'). DIAL had filed a writ petition in the Hon'ble High Court of Delhi challenging the applicability of the Delhi Municipal Corporation (Amendment) Act, 1957 on the land and properties at the Indira Gandhi International Airport and had deposited an amount of ₹ 30.66 crore (paid in earlier years) under protest against these demands as at March 31, 2017. SDMC has brought the 'Airports & Airports properties' within the purview of property tax w.e.f the financial year 2013-14. Accordingly, from 2013-14 DIAL has started paying property tax and the same has been charged to consolidated statement of profit and loss of respective years/ periods.

The Hon'ble High Court of Delhi vide its order dated September 13, 2013, directed DIAL to make a proposal to the SDMC for settlement of property tax dues. Consequently, SDMC vide its order dated February 10, 2015, revised its demand of property tax to ₹ 60.96 crore and also levied interest of ₹ 24.99 crore for assessment years 2006-07 to 2012-13.

DIAL provided for ₹ 60.96 crore till March 31, 2017 (March 31, 2016: ₹ 60.96 crore). Further, interest of ₹ 24.99 crore had also been provided till March 31, 2017 (March 31, 2016: ₹ 24.99 crore), making the total provision of ₹ 81.87 crore (March 31, 2016: ₹ 81.87 crore) [net of self-assessment tax paid of ₹ 4.08 crore in earlier years].

However, DIAL has paid amount of ₹ 25.14 crore (after considering the amount of ₹ 30.66 crore paid under protest and ₹ 4.08 crore paid as self-assessment tax) on February 27, 2017 to SDMC as per demand letter no. Tax/ HQ/SDMC/2016/ D-1886 dated December 2, 2016 issued by SDMC under "Amnesty Scheme 2016-17" introduced by SDMC for waiver of full interest and penalty charges on payment of complete tax dues payable up to March 31, 2017. However, the matter is still pending with the Hon'ble High Court of Delhi.

Accordingly no further adjustments have been made to these consolidated financial statements of the Group.

- ii) In case of DIAL, w.e.f. June 1, 2007, the Airports Authority of India (AAI) had claimed service tax on the monthly annual fee (MAF) payable to them considering the same as rental from immovable property w.e.f. June 1, 2007. DIAL has disputed the grounds of the levy under relevant provisions of the OMDA and based on a legal opinion obtained in this regard, is of the view that transaction between AAI and DIAL is neither a franchisee agreement nor a renting of immovable property, which are specified taxable services under Section 65(105) of Service Tax Act. DIAL has filed a writ petition with Hon'ble High Court of Delhi and was heard on November 17, 2015 and favourable judgment has been received vide High Court order dated February 14, 2017.
- iii) The Ministry of Civil Aviation (MoCA) issued a Circular No. AV 13028/001/2009-AS dated January 8, 2010 giving fresh guidelines regarding the expenditure which could be met out of the PSF (SC) and was subsequently clarified by MoCA vide order dated April 16, 2010. Based on the said circular, DIAL is not debiting security expenditure to PSF (SC) escrow account. Further, vide circular No. AV 13024/43/2003-SS (AD) dated May 17, 2012, it was further directed that any such expenditure already debited was required to be credited back to PSF(SC) account. However, security expenditure amounting to ₹ 24.48 crore was already incurred prior to April 16, 2010 and was debited to PSF (SC) account.

DIAL had challenged the said circulars issued by MoCA before the Hon'ble Delhi High Court by way of a Writ Petition. The Hon'ble High Court of Delhi, vide its order dated December 21, 2012, has restrained MoCA from taking any coercive measures in the form of initiation of criminal proceedings against DIAL and the matter is now listed for hearing on August 10, 2017.

Based on an internal assessment and aforesaid order of the Hon'ble High Court, the management is confident that no liability in this regard would be payable and as such no provision has been made in these consolidated financial statements.

- iv) HMA CPL has accrued customs officers' salaries stationed at air cargo terminal based on debit notes raised by the customs department on GHIAL. GHIAL had filed a writ petition under Article, 226 of the Constitution of India in the Hon'ble High Court of Judicature of Andhra Pradesh at Hyderabad against the demand raised by customs department. During the year ended March 31, 2013, GHIAL had received an order from the Hon'ble High Court of Judicature of Andhra Pradesh at Hyderabad (Single Judge), stating that the grounds on which the levy was made by customs department were wholly unsustainable and accordingly, HMA CPL had reversed the accrued cost of custom's authorities amounting to ₹ 14.02 crore for the period from March 23, 2008 to March 31, 2012.

Subsequent to the above order, the customs department preferred an appeal against the same and on November 2, 2012, a bench of two judges of the Hon'ble High Court of Judicature of Andhra Pradesh at Hyderabad passed an order for interim suspension of the said order passed by the Hon'ble Single Judge. The management, based on internal assessment / legal opinion, is confident that there is no financial impact of this interim suspension order and accordingly, no further adjustment has been made to these consolidated financial statements of the Group.

- v) DIAL and GHIAL have been utilizing Passenger Service Fees (Security Component) ('PSF (SC)') towards capital expenditure and cost of maintenance of such capital asset as per the provisions of Standard Operating Procedure ('SOP'), guidelines and clarifications issued by Ministry of Civil Aviation ('MoCA') from time to time. MoCA has issued the order vide order no. AV 13024 /03/2011-AS (Pt. I) dated February

Notes to the consolidated financial statements for the year ended March 31, 2017

18, 2014 requiring the airport operators to reverse the expenditure since inception to till date, towards procurement and maintenance of security systems / equipments and on creation of fixed assets out of PSF (SC) escrow account opened and maintained by DIAL and GHIAL in a fiduciary capacity.

As at March 31, 2017, DIAL and GHIAL have incurred ₹ 297.25 crore and ₹ 93.83 crore (excluding related maintenance expenses and interest thereon), respectively towards capital expenditure out of the PSF (SC) escrow account as per SOPs, guidelines and clarification issued by MoCA from time to time on the subject of utilisation of PSF (SC) funds.

In the opinion of the management of DIAL and GHIAL, the above order is contrary to and inconsistent with SOPs, guidelines and clarification issued by MoCA from time to time in this regard and as such had challenged the said order before Hon'ble High court of Delhi and Hon'ble High Court of Judicature of Andhra Pradesh respectively. In case of DIAL, the Hon'ble High Court, vide its order dated March 14, 2014, stayed recovery of amount already utilized by DIAL from PSF (SC) Escrow Account till date. The matter is now listed for hearing on September 19, 2017.

Based on an internal assessment, the management is of the view that no adjustments are required to be made in the books of accounts. Further, as directed by the Hon'ble High Court and pending further orders, DIAL has charged ₹ 58.41 crore from April 1, 2014 till March 31, 2017 towards the expenditure incurred on repair and maintenance of security equipment to the statement of profit and loss which includes ₹ 22.79 crore during the year ended March 31, 2017. In case of GHIAL, the Hon'ble High Court of Hyderabad, vide its Order dated March 3, 2014 followed by further clarification dated April 8, 2014 and December 24, 2014 stayed the MoCA order with an undertaking that, in the event the decision of the writ petition goes against GHIAL, it shall reverse all the expenditure incurred from PSF (SC). Accordingly, GHIAL is continuing to incur the procurement and maintenance cost of security systems / equipment from PSF (SC) escrow account and during the year ended March 31, 2017 incurred an amount of ₹ 2.88 crore on maintenance of security systems / equipment from the PSF (SC) escrow account.

Based on an internal assessment, the management of the Group is of the view that no adjustments are required to be made to these consolidated financial statements of the Group.

- vi) During the year ended March 31, 2011, GPCL had received a refund of customs duty of ₹ 29.57 crore which was paid earlier towards the import of the plant and machinery and which was passed on to Tamil Nadu Generation and Distribution Corporation Limited ('TAGENDCO') (formerly known as Tamil Nadu Electricity Board 'TNEB') as a pass through as per the terms of the PPA. During the year ended March 31, 2012, GPCL received an intimation for cancellation of the duty draw back refund received earlier. The Group does not foresee any liability in respect of the same demand as a liability, if any, is to be recovered from TAGENDCO, the ultimate beneficiary of the refund received earlier. However pending settlement of the matter, the same has been considered as a contingent liability in these consolidated financial statements of the Group.
- vii) During the year ended March 31, 2015, in respect of matter detailed in note 48(iii), TAGEDCO has claimed ₹ 285.00 crore before Tamil Nadu Electricity Regulatory Commission ('TNERC') against GPCL.
- viii) In respect of ongoing land acquisition process of KSPL, there are claims of different types pending before various judicial forums such as, disputes between claimants, or writ petitions filed against property acquisitions, of land etc. As these cases are subject to judicial verdicts which are pending settlement and accordingly, no adjustments have been made to these consolidated financial statements of the Group for the year ended March 31, 2017.
- ix) During the year ended March 31, 2014, the Company along with its subsidiaries GIGL and GIOL entered into a definitive agreement ('SPA') with Malaysia Airport MSC SdnBhd ('the buyer') for sale of their 40% equity stake in jointly controlled entities Istanbul SabihaUluslararasiHavalimaniYatirimYapimVelsletmeAnonimSirketi ('ISG') and LGM HavalimaniIsletmeleriVeTurizmAnonimSirketi ('LGM') for a sale consideration of EURO 20.90 crore (Net of equity gap adjustment of Euro 1.60 crore and subject to debt and other working capital adjustments).
Pursuant to the SPA entered with the buyer, the group had provided a guarantee of Euro 4.50 Crore towards tax claims, as specified in the SPA for a period till May 2019.
- x) Refer note 46(xii) for details of contingent liabilities on issue of non-cumulative compulsorily convertible non-participatory preference shares by GAL to Investor I and Investors II.
- xi) Refer Note 9 (a) and 9 (b) with regards to contingent liabilities of the Group on behalf of joint ventures and associates.

Notes to the consolidated financial statements for the year ended March 31, 2017

43. Leases

a. Finance Lease

The Group has entered into finance lease arrangements (as lessee) in respect of certain assets for periods of 3 to 5 years and land lease for 99 years. The lease has a primary period which is non-cancellable. The agreements provide for revision of lease rental in the event of changes in taxes, if any, leviable on the lease rentals. There are no exceptional/restrictive covenants in the lease agreements.

(₹ in crore)

Particulars	Minimum Lease Payments	Present Value of Minimum Lease Payments	Minimum Lease Payments	Present Value of Minimum Lease Payments	Minimum Lease Payments	Present Value of Minimum Lease Payments
	As at March 31, 2017		As at March 31, 2016		As at April 01, 2015	
(i) Payable not later than 1 year	0.70	0.66	114.72	98.83	114.36	88.39
(ii) Payable later than 1 year and not later than 5 years	-	-	92.42	80.44	205.23	178.54
(iii) Payable later than 5 years	-	-	194.41	12.10	196.03	12.04
Total - (i)+(ii)+(iii) = (iv)	0.70	0.66	401.55	191.37	515.62	278.97
Less: Future finance charges (v)	(0.04)	-	(210.18)	-	(233.08)	-
Present Value of Minimum Lease Payments [(iv) - (v)]	0.66	-	191.37	-	282.54	-

b. Operating Lease

The Group has entered into certain cancellable operating lease agreements mainly for office premises and hiring equipments and certain non-cancellable operating lease agreements towards office premises and hiring office equipments. The lease rentals paid during the year (included in Note 4, Note 8 and Note 32) and the maximum obligation on the long term non - cancellable operating lease payable are as follows:

(₹ in crore)

Particulars	March 31, 2017	March 31, 2016
Payment		
Lease rentals under cancellable and non-cancellable leases	58.13	68.57

(₹ in crore)

Particulars	March 31, 2017	March 31, 2016	April 01, 2015
Obligations on non-cancelable leases:			
Not later than one year	52.84	66.85	67.66
Later than one year and not later than five years	96.45	195.44	171.43
Later than five years	764.09	1,015.67	994.64

Notes to the consolidated financial statements for the year ended March 31, 2017

44. Provisions

(₹ in crore)

Particulars	Provisions for operations & Maintenance	Provision for asset retirement obligations / decommissioning liability	Total
As at April 01, 2015	113.16	19.45	132.61
Provision made during the year	80.75	19.34	100.09
Notional interest on account of unwinding of financial liabilities	-	1.72	1.72
Amount used during the year	(4.44)	-	(4.44)
As at March 31, 2016	189.47	40.51	229.98
Provision made during the year	97.33	27.42	124.75
Notional interest on account of unwinding of financial liabilities	-	3.44	3.44
Amount reversed on account of revision in useful life of plant	-	(7.38)	(7.38)
Amount used during the year	(15.18)	-	(15.18)
Deletion on disposal / dilution of stake in subsidiaries	(10.38)	(56.85)	(67.23)
As at March 31, 2017	261.24	7.14	268.38
Balances as at April 01, 2015			
Current	52.28	-	52.28
Non-current	60.88	19.45	80.33
Balances as at March 31, 2016			
Current	53.71	-	53.71
Non-current	135.76	40.51	176.27
Balances as at March 31, 2017			
Current	33.57	-	33.57
Non-current	227.67	7.14	234.81

45. Trade receivables

- i. GWEL entered into a PPA with Maharashtra State Electricity Distribution Company Limited ('MSEDCL') for sale of power for an aggregate contracted capacity of 200 MW, wherein power was required to be scheduled from power plant's bus bar. MSEDCL disputed place of evacuation of power with Maharashtra Electricity Regulatory Commission ('MERC'), wherein MERC has directed GWEL to construct separate lines for evacuation of power through State Transmission Utility ('STU') though GWEL was connected to Central Transmission Utility ('CTU'). Aggrieved by the MERC Order, GWEL preferred an appeal with APTEL. APTEL vide its interim Order dated February 11, 2014 directed GWEL to start scheduling the power from GWEL's bus bar and bear transmission charges of inter-state transmission system towards supply of power. GWEL in terms of the interim order scheduled the power from its bus bar from March 17, 2014 and paid inter-state transmission charges. APTEL vide its final Order dated May 8, 2015 upheld GWEL's contention of scheduling the power from bus bar and directed MSEDCL to reimburse the inter-state transmission charges hitherto borne by GWEL as per its interim order. Accordingly as at March 31, 2017, GWEL has raised claim of ₹ 222.76 crore towards reimbursement of transmission charges from March 17, 2014 till March 31, 2017. MSEDCL preferred an appeal with Hon'ble Supreme Court of India.

In view of the favorable Order from APTEL, receipt of substantial amount towards reimbursement of transmission charges and the legal opinion stating that GWEL has tenable case with respect to the appeal filed by MSEDCL against the said Order which is pending before Hon'ble Supreme Court of India, GWEL has recognized the reimbursement of transmission charges of ₹ 171.34 crore relating to the period from April 01, 2015 to March 31, 2017 (including ₹ 92.30 crore for the year ended March 31, 2017) as reduction from transmission expenses and ₹ 51.42 crore as an 'exceptional item' in the consolidated financial statements for the year ended March 31, 2016, as the said recovery pertained to the period prior to April 01, 2015.

- ii. The Group has a receivable (including unbilled revenue) ₹ 599.80 crore as at March 31, 2017 (March 31, 2016: ₹ 583.59 crore and April 01, 2015: ₹ 454.19 crore) from Air India Limited and its subsidiaries namely Indian Airlines Limited, Airline Allied Services Limited and Air India Charters Limited collectively referred as 'Air India'. In view of continuing 'Airport Enhancement and Financing Service Agreement' with The International Air Transport Association for recovery of dues from Air India and Air India being a government enterprise / undertaking, the Group considers its dues from Air India as good and fully recoverable.
- iii. As at March 31, 2017, GPCL has receivables from TAGENDCO aggregating to ₹ 114.12 crore (March 31, 2016: ₹ 132.25 crore; April 01, 2015: ₹ 320.83 crore). Based on an internal assessment, collections by the Group from TAGENDCO during the year ended March 31, 2017 and March 31, 2016 and various discussions that the Group had with TAGENDCO, the management of the Group is confident of recovery of such receivables and accordingly, no adjustment has been made in these consolidated financial statements of the Group.

Notes to the consolidated financial statements for the year ended March 31, 2017

- iv. GWEL has entered into long term power purchase agreements and committed to sell upto 200MW each to MSEDCL and Dadra and Nagar Haveli Vidyuth Bhavan ('DNH'). Pursuant to a favorable Order from CERC with regard to claim for additional tariff for change in law, GWEL has submitted supplementary invoices amounting to ₹ 159.71 crore to the said parties as at March 31, 2017.
- v. GKEL has entered into various long-term PPAs with GRIDCO Limited and other state DISCOMS. In case of certain long-term PPAs of GKEL, CERC has issued favorable orders with regard to GKEL's additional tariff in terms of 2009-14 tariff regulations, change of law impact on various cost elements, pursuant to which GKEL has submitted bills and recognised revenue of ₹ 738.83 crore. The said bills have been acknowledged by the customers and presently under their verification.

46. Matters related to certain airport sector entities:

i. DF Order

AERA DF Order No. 28/2011-12, 30/2012-13 and AERA tariff order No. 03/2012-13 on determination of Aeronautical Tariff; issued on November 14, 2011, December 28, 2012 and April 24, 2012 respectively.

DIAL has accrued DF amounting to ₹ 350.00 crore during the year 2012-2013 earmarked for construction of Air Traffic Control (ATC) tower, which is currently under progress as at March 31, 2017. DF amounting to ₹ 350 crore (March 31, 2016: ₹ 345.85 crore and April 01, 2015: ₹ 308.83 crore) has been adjusted against the expenditure on construction of ATC tower incurred till March 31, 2017 and balance DF amounting to ₹ Nil (March 31, 2016: ₹ 4.15 crore and April 01, 2015: ₹ 41.17 crore), pending utilization, has been disclosed under other current liabilities.

The total expenditure incurred on construction of ATC tower is ₹ 393.07 crore till March 31, 2017 which exceeds the earmarked DF of ₹ 350 crore, as the construction got delayed due to security reasons and additional requirements from time to time.

Pending discussion with AAI for the excess amount, DIAL has included the additional amount of ₹ 43.07 crore (March 31, 2016: ₹ Nil and April 01, 2015: ₹ Nil) under Capital Work in Progress (CWIP) as at March 31, 2017.

While calculating such additional DF amount:

- a) In accordance with the earlier Standard Operating Procedure (SOP) approved and issued by the AAI dated February 19, 2009 read with the MoCA order dated February 9, 2009, DIAL was adjusting collection charges against DF receipts. However, AERA vide its subsequent order no. 28/2011-12 issued on November 14, 2011 has observed that in terms of Section 22A of the AAI Act, 1994 (amended from time to time) as well as Section 13(1)(b) of the AERA Act, 2008, the function of AERA is limited only to determining the rate / amount of DF and manner of collection and administration cost incurred thereupon had already been prescribed by way of rules by the Central Government. In view of the fact that DF rules notified by the MoCA dated August 2, 2011 do not prescribe adjustment of collection charges from the DF receipts; DIAL has capitalized DF collection charges aggregating to ₹ 28.37 crore till March 31, 2017 (March 2016 : ₹ 27.07 crore and April 01, 2015: ₹ 22.06 crore).
- b) AERA has passed an order vide Order No 30/2012-13 dated December 28, 2012 in respect of levy of Development fee at Delhi Airport. As per the said order, the rate of Airport Development Fee (ADF) has been reduced from ₹ 200 to ₹ 100 and from ₹ 1,300 to ₹ 600 per embarking domestic and international passenger respectively. Further, as per the said order, such revised rates have come into force with effect from January 1, 2013 and estimated DF collection period has been extended up to April 2016. Further, AERA has issued order No.47/2015-16 dated January 25, 2016, restricting cut-off date for collection of ADF upto April 30, 2016. As per the order, AERA has granted AAI six months' time after cutoff date (i.e April 30, 2016) to reconcile and close the account, and to arrive at the over recovery / under recovery of ADF. However, the same has not yet been finalized. This over / under recovery will be accounted for on final reconciliation of ADF pending with AAI. However, DIAL has collected the DF receivable in full and settled the DF loan on May 28, 2016.
- ii. In case of GHIAL, the Airport Economic Regulatory Authority ('AERA'), passed an Aeronautical tariff order No. 38 dated February 24, 2014, in respect of control period from April 1, 2011 to March 31, 2016. GHIAL had filed an appeal, challenging the disallowance of pre control period losses, foreign exchange loss on ECB and other issues for determination of its tariff with the AERA Appellate Tribunal (AERAAT) against the aforesaid order. Due to non-constitution of AERAAT Bench, GHIAL had filed a writ petition with the Hon'ble High Court at Hyderabad for the State of Telangana and for the State of Andhra Pradesh, which is yet to be heard.

GHIAL filed an application with AERA for determination of Aeronautical Tariff in respect of Second Control period from April 1, 2016 to March 31, 2021 including True up for shortfall of receipt vis a vis entitlement for the first control period. Pending determination of Aeronautical Tariff, AERA vide its order No. 19 dated March 31, 2017 has allowed to continue to charge the Aeronautical tariff as prevailed on March 31, 2017 for a period of 6 months w.e.f. April 1, 2017 or till determination of tariff for the aforesaid period whichever is earlier.
- iii. GATL has been incurring losses including cash losses and has accumulated losses of ₹ 363.92 crore as at March 31, 2017. Though the networth of GATL is fully eroded, the losses have reduced and are ₹ 39.11 crore for the year ended March 31, 2017 respectively vis-a-vis losses of ₹ 73.32 crore for the year ended March 31, 2016. Further, the management of the Group expects that there will be a significant increase in the operations of GATL that will lead to improved cash flows and long term sustainability. The Group has undertaken to provide such financial support as necessary, to enable GATL to meet the operational requirements as they arise and to meet its liabilities as and when they fall due. Accordingly,

Notes to the consolidated financial statements for the year ended March 31, 2017

the management of the Group believes that the carrying value of net assets of GATL as at March 31, 2017 is appropriate.

- iv. As per the advice from the Ministry of Home Affairs and the Standard Operating Procedures ('SOP') issued by Ministry of Civil Aviation ('MoCA') on March 6, 2002, GHIAL, through its wholly owned subsidiary, Hyderabad Airport Security Services Limited ('HASSL') constructed residential quarters for Central Industrial Security Forces ('CISF') deployed at the Hyderabad airport. After completion of such construction, the total construction cost including the cost of land amounting to ₹ 69.91 crore was debited to the Passenger Service Fee (Security Component) Fund [PSF(SC) Fund] with intimation to MoCA. The Comptroller and Auditor General of India ('CAG'), during their audits of PSF (SC) Fund, observed that, GHIAL had not obtained prior approval from MoCA for incurring such cost from the PSF(SC) Fund as required by the guidelines dated January 8, 2010 and April 16, 2010 issued by MoCA. However, management of the Group is of the opinion that these guidelines were issued subsequent to the construction of the said residential quarters and approached MoCA for approval to debit such costs to the PSF (SC) Fund account and also, made an application for increase in PSF (SC) tariff to recover these dues and to meet the shortfall in discharging other liabilities from PSF (SC) Fund.

In earlier years, MoCA responded that, it is not in a position to consider the request for enhancement in the PSF (SC) tariff. As a result, GHIAL requested MoCA to advise the AERA for considering the cost of land / construction and other related costs with regard to the aforesaid residential quarters in determination of Aeronautical Tariff for the Hyderabad airport. Pending final instruction from MoCA, residential quarters continue to be accounted in the PSF(SC) Fund and no adjustments have been made to the consolidated financial statements of the Group for the year ended March 31, 2017.

- v. In case of DIAL, the Airport Economic Regulatory Authority ('AERA') vide its powers conferred by Section 13(1)(a) of the AERA Act, 2008 passed an Aeronautical tariff order Viz. 03/2012-13 issued on April 24, 2012 which determined the Aeronautical tariff to be levied at Delhi Airport for the fourth and fifth year of tariff period of first five year control period (i.e. 2009 - 2014). The first five year control period referred to above ended on March 31, 2014.

DIAL had filed a writ petition before the Hon'ble High Court of Delhi seeking extension of existing tariff as allowed vide AERA order No. 03/2012-13 till disposal of DIAL's appeal pending before Airports Economic Regulatory Authority Appellate Tribunal ('AERAAT'). Subsequently, Hon'ble High Court of Delhi vide its final order dated January 22, 2015 ordered that the tariff determined by AERA for the First Control Period vide Tariff Order No. 03/2012-13 issued on April 24, 2012 shall continue till the disposal of the appeals pending against the said Tariff Order, by AERAAT.

Subsequently, AERA released the tariff order No. 40/2015-16 dated December 08, 2015 for second control period i.e. 2014 -2019, which as per AERA order would be implemented upon the final outcome of the legal proceedings pending before AERAAT. As per AERA order for second control period, tariff for aeronautical revenue will be reduced by 89.40% of the existing tariff (i.e. tariff as compared to the first control period).

DIAL has filed an appeal against the AERA order No. 40/2015-16 dated December 08, 2015 with AERAAT on January 11, 2016. In view of above legal proceedings, the AERA order for second control period could not be implemented till the disposal of all legal issues associated with the order. The revenue so collected by DIAL during this interim period shall be adjusted from the aggregate revenue.

Earlier, AERA has filed a Special Leave Petition ("SLP") dated April 24, 2015 in the Hon'ble Supreme Court of India, seeking interim relief from the final order of Hon'ble High Court of Delhi dated January 22, 2015. AERA has also filed an application before Hon'ble Supreme Court seeking directions for the implementation of its tariff order for second control period. The pleadings of the parties are complete and Hon'ble Supreme Court has disposed off Special Leave Petition on May 12, 2016 with directions to AERAAT to dispose of the Tariff Appeals within three months from receipt of this order.

In February, 2017, Air India filed an SLP for expeditious disposal of Tariff matters and the Supreme Court directed AERAAT to dispose off the Tariff appeals within 2 months i.e. by April 2017. In compliance of the aforesaid Supreme Court order Tribunal has decided to hear Tariff appeals on priority. The tariff appeal filed against the AERA order no. 03/2012-13 are being heard and would be concluded in due course.

In the opinion of the management, in view of the profits earned over the last five financial years, DIAL's business plans and cash flow projections for the next one year, DIAL expects to earn sufficient cash profits and does not foresee any difficulty in continuing its business / operations and meeting its financial obligations.

- vi. DIAL has received advance development costs of ₹ 660.06 crore (March 31, 2016: ₹ 653.13 crore and April 01, 2015: ₹ 653.13 crore) from various Developers at Commercial Property District towards facilitating the development of common infrastructure there in. As per the term of the agreement, DIAL will facilitate the development of common infrastructure upon receipt of advance towards development cost in accordance with the instructions and specifications in the agreement. Further, DIAL has no right to escalate the development cost and in case any portion of the advance development cost is not utilized by DIAL towards development of any infrastructure facility, the same shall be returned to the Developers upon earlier of the expiry of the initial term of agreement or upon termination of the development agreement. As at March 31, 2017, DIAL has incurred development expenditure of ₹ 469.72 crore (March 31, 2016: ₹ 426.61 crore and April 01, 2015 ₹ 381.62 crore) which has been adjusted against the aforesaid advance and balance amount of ₹ 190.34 crore (March 31, 2016: ₹ 226.52 crore and April 01, 2015: ₹ 271.51 crore) is disclosed under other liabilities.
- vii. DIAL is collecting 'Marketing Fund' at a specified percentage from various concessionaires as per the agreement with respective concessionaires and to be utilized towards sales promotional activities as defined in such agreements in accordance with the Marketing Fund policy adopted by

Notes to the consolidated financial statements for the year ended March 31, 2017

DIAL. The financial statements of such marketing fund are being audited by one of the Joint Statutory auditors of DIAL. As at March 31, 2017, DIAL has billed ₹ 92.48 crore towards such Marketing Fund and has incurred expenditure amounting to ₹ 39.05 crore (net of income on temporary investments) till March 31, 2017 from the amount so collected. The balance amount of ₹ 53.43 crore pending utilization as at March 31, 2017 (March 31, 2016: ₹ Nil and April 01, 2015: ₹ Nil; as marketing fund billing and utilization was not forming part of marketing fund) against such sales promotion activities is included under 'Other current liabilities' as specific fund to be used for the purposes to be approved by the Marketing fund committee constituted for this purpose.

- viii. a) The consolidated financial statements of the Group do not include accounts for PSF (SC) of DIAL and GHIAL as the same are maintained separately in the fiduciary capacity by these entities on behalf of GoI and are governed by SOP issued vide letter number AV/13024/047/2003-SS/AD dated January 19, 2009 issued by MoCA, GoI.
- b) The consolidated financial statements of the Group do not include billing to Airlines for DF by DIAL, as the management of the Group believes that DIAL's responsibility is restricted only to the billing on behalf of AAI in accordance with the provisions of AAI (Major Airports) Development Fee Rules, 2011 and DF SOP.
- ix. The Comptroller and Auditor General of India ('CAG') had conducted the performance audit of Public Private Partnership ('PPP') project of AAI at Delhi Airport for the period 2006 to 2012. CAG had presented its report before the Rajya Sabha on August 17, 2012 wherein they had made certain observations on DIAL. The Public Accounts Committee ('PAC'), constituted by the Parliament of India, has examined the CAG report and submitted its observations and recommendations to Lok Sabha vide its ninety fourth report in February 2014. The management of the Group is of the view that the observations in the CAG report and the PAC report do not have any financial impact on these consolidated financial statements of the Group.
- x. AERA had passed the tariff order No. 40/2015-16 dated December 8, 2015 (issued on December 10, 2015) wherein Authority had decided to adjust DF of ₹ 3,241.37 crore out of allowed DF of ₹ 3,415.35 crore based on the actual expenditure spent towards project. The authority had decided to adjust the balance amount of DF of ₹ 173.98 crore on utilization basis as and when it is incurred. However, DIAL availed loans of ₹ 3,415.35 crore based on the DF Orders and DF collected from passengers is used for payment of interest and principal till March 31, 2017. Accordingly, the differential interest i.e. paid by DIAL on DF loans and considered on actual spent amounting to ₹ 48.06 crore (March 31, 2016: ₹ 47.90 crore) is required to be absorbed by DIAL. Accordingly, during the year ended March 31, 2017 interest expense of ₹ 0.16 crore (March 31, 2016: ₹ 47.90 crore) has been provided in the books of accounts.

Further, DIAL had incurred a sum of ₹ 17.29 crore towards interest from December 2011 to February 2012 which was not allowed by AERA and accordingly interest expense of ₹ 17.29 crore had also been provided in the books of accounts during previous year ended March 31, 2016.

- xi. In case of DIAL and GHIAL, as per the Operations, Management and Development Agreement ('OMDA') / concession agreement, DIAL and GHIAL are liable to pay a certain percentage of the revenue as Monthly Annual Fee ('MAF') / Concession Fee ('CF') to Airport Authority of India / Ministry of Civil Aviation respectively. The management is of the view that certain income / credits arising on adoption of Ind AS were not contemplated by the parties to the agreements at the time of entering the agreements and income / credit do not represent receipts from business operations from any external sources and therefore should not be included as revenue for the purpose of calculating MAF / CF. Accordingly, DIAL and GHIAL based on a legal opinion, has provided for MAF / CF on the basis of revenue adjusted for such incomes/ credits. Detail of such incomes / credits are as under:

(₹ in crore)

Particulars	GHIAL	DIAL
Construction income from Commercial Property Developers	-	43.13
Deposits taken from Commercial Property Developers accounted at amortised cost	-	25.91
Discounting on fair valuation of deposits taken from concessionaires	2.36	37.75
Interest income on security deposits given carried at amortised cost	-	0.14
Unrealised foreign exchange difference on borrowings	-	96.34
Income arising from fair valuation of financial guarantee	0.62	-
Interest free loan given to subsidiaries accounted at amortised cost	3.78	-
Income from government grant	2.08	-
Amortisation of deferred income	0.69	-
Provision for impairment in investments in subsidiary written back	85.78	-
Gain on account of fair valuation of interest rate swap	40.19	6.17

- xii. Preference Shares issued by subsidiaries:

Pursuant to the investor agreements (including amendments thereof) entered into during the years ended March 31, 2011 and 2012 (hereinafter collectively referred to as 'investor agreements'), GAL, a subsidiary of the Company, had issued 3,731,468 Class A Compulsorily Convertible Preference Shares ('CCPS A') of ₹ 1,000 each at a premium of ₹ 2,885.27 each and ₹ 3,080.90 each aggregating to ₹ 663.31 crore and ₹ 441.35

Notes to the consolidated financial statements for the year ended March 31, 2017

crore respectively, to certain Private Equity Investors ('Investors'). Further, GAL had allotted bonus shares of 11,046,532 class B Compulsorily Convertible Preference Shares ('CCPS B') to the Company utilising the securities premium account.

As per the terms of the investor agreement, the Company had a call option to buy CCPS A from the Investors for a call price to be determined as per the terms of the investor agreement. The call option was to be exercised by the Company on or before April 6, 2015. If the call option was not exercised by the Company before April 6, 2015, each CCPS A was convertible into 82.821 equity shares of GAL with simultaneous conversion of CCPS B held by the Company into equity shares of GAL as per Articles and Memorandum of Association of GAL.

The Company vide its letter dated April 1, 2015, had exercised the call option to buy the CCPS A, subject to obtaining the requisite regulatory approvals. However, Investors sought conversion of CCPS A and has initiated arbitration proceedings against GAL and the Company. The investors filed their statement of claim and the Company along with GAL have filed their statement of defence / reply respectively.

In view of ongoing arbitration and considering the uncertainty regarding the conversion / settlement of CCPS A, the Group has recorded CCPS A received from PE investors at the face value as at March 31, 2017. Further, no adjustments have been made for the call option exercised by GIL to acquire CCPS A and the CCPS B issued to the Company continues to be carried at cost of ₹ Nil in the consolidated financial statement of the Group.

- xiii. DIAL had entered in to an IT service arrangement with WAISL, a joint venture of the Group, to provide IT services at the Airport on its behalf. As per the agreement, DIAL pays or receives a true up amount to WAISL depending upon the actual billing and subsistence level agreed. WAISL cannot offer such services to any other customer and it is not economically feasible for WAISL to offer the level of services using any other equipment. DIAL concluded that the arrangement contains a lease of the IT equipment and other assets. The lease was classified as a finance lease at inception of the arrangement and payments were split into lease payments and payments related to the other elements based on their relative fair values. The imputed finance costs on the liability were determined based on incremental borrowing rate of interest.

However, during the year ended March 31, 2017, there is modification in the terms of arrangement and as per the modified terms; this arrangement no longer contains an embedded lease. Accordingly, DIAL has derecognised the assets and liabilities recognised under finance lease. Refer note 3 for further disclosure

47. Matters related to certain road sector entities:

- i. GACEPL, a subsidiary of the Company has been incurring losses since the commencement of its commercial operations and has accumulated losses of ₹ 302.35 crore as at March 31, 2017. The management of the Group believes that these losses are primarily attributable to the loss of revenue arising as a result of diversion of partial traffic on parallel roads. The matter is currently under arbitration and the arbitration tribunal has passed an interim order staying the payment of negative grant which was due during the years ended March 31, 2014, March 31, 2015, March 31, 2016 and March 31, 2017 till further orders Based on an internal assessment and a legal opinion, the management of the Group is confident that it will be able to claim compensation from relevant authorities for the loss it has suffered due to such diversion of traffic and accordingly, the carrying value of net assets in GACEPL as at March 31, 2017 is appropriate.
- ii. GMR Hyderabad Vijayawada Expressways Private Limited ('GHVEPL') a subsidiary of the Company has been incurring losses since the commencement of its commercial operations. The management believes that these losses are primarily due to loss of revenue arising as a result of drop in commercial traffic on account of bifurcation of State of Andhra Pradesh and ban imposed on sand mining in the region. The management of the Group based on its internal assessment and a legal opinion, believes that these events constitute a Change in Law as per the Concession Agreement and GHVEPL is entitled to a claim for losses suffered on account of the aforementioned reasons and accordingly filed its claim of ₹ 462.49 crore for the loss of revenue till the year ended March 31, 2017 with National Highways Authority of India ('NHAI'). Subsequently, NHAI rejected the aforementioned claims and the management of GHVEPL is in the process of initiating the arbitration.

Based on an internal assessment, the management of the Group has made a provision for impairment of ₹ 385.70 crore towards the carrying value of carriageways of GHVEPL, which has been disclosed as an 'exceptional item' in the consolidated financial statements for the year ended March 31, 2017. The management of the Group is confident that it will be able to claim compensation from the relevant authorities for the loss it suffered due to aforementioned reasons and based on valuation assessment carried out by an external expert during the year ended March 31, 2017 which is significantly dependent on the fructification of the aforesaid claims believes that the carrying value of net assets of GHVEPL as at March 31, 2017, is appropriate.

48. Matters related to certain power sector entities:

- i. The Group through its subsidiary GCRPL has investments of ₹ 3,249.19 crore in PTGEMS, a joint venture of the Group as at March 31, 2017. PTGEMS along with its subsidiaries is engaged in the business of coal mining and trading activities. The Group has a Coal Supply Agreement ('CSA') with PTGEMS whereby the Group is entitled to offtake stated quantity of coal as per the terms of the CSA at an agreed discount. The Group has not significantly commenced the offtake of the coal under the CSA, however the management of the Group is of the view that the same will not have an impact on their total entitlement of offtake of coal under the CSA. Though, the coal prices had significantly declined during the year ended March 31, 2016, there has been an increase in coal prices thereafter. Further, during the year ended March 31, 2017, Group has restructured its loan facility with the lenders whereby the loan is repayable over a period of 5 years commencing January 2017. Based on these factors and valuation assessment carried out by an external expert during the year ended March 31, 2017, the management of the Group believes that the carrying value of investments in PTGEMS as at March 31, 2017 is appropriate.

Notes to the consolidated financial statements for the year ended March 31, 2017

- ii. In view of lower supplies / availability of natural gas to the power generating companies in India, GEL, GVPGL and GREL are facing shortage of natural gas supply and delays in securing gas linkages. As a result, GEL has not generated and sold electrical energy since April 2013. GVPGL and GREL emerged as successful bidders in the auction process organized by the Ministry of Power and operated on an intermittent basis from August 2015 and October 2015 respectively till September 2016. The Group been incurring losses including cash losses on account of the aforesaid shortage of natural gas supply. During the year ended March 31, 2017, GEL has entered into a Memorandum of Undertaking with an external party for sale of its 220 MW gas based power plant for a consideration of USD 6.30 crore and is in the process of entering into a definitive agreement and conclude the sale.

GREL had not commenced commercial operations pending linkages of natural gas supply from the Ministry of Petroleum and Natural Gas till the period ended September 30, 2015 and have operated on an intermittent basis thereafter. As a result, the consortium of lenders of GREL decided to implement SDR as detailed in note 36(d). The lenders and the management are exploring various option for revival / sale of the project.

The Group and the Association of Power Producers continue to monitor the macro situation and are evaluating various approaches / alternatives to deal with the situation and the management of the Group is confident that GoI would take further necessary steps / initiatives in this regard to improve the situation regarding availability of natural gas from alternate sources in the foreseeable future. The management of the Group carried out valuation assessment of these gas based companies during the year ended March 31, 2017 which includes certain assumptions relating to availability and pricing of domestic and imported gas, future tariff and other operating parameters, which it believes reasonably reflect the future expectations from these projects. The management of the Group will monitor these aspects closely and take actions as are considered appropriate and is confident that these gas based entities will be able to generate sufficient profits in future years and meet their financial obligations as they arise. Based on the aforementioned reasons, business plans and a valuation assessment by an external expert, the management is of the view that the carrying value of the investments including advances made by the Group in these aforesaid entities as at March 31, 2017 is appropriate.

- iii. GPCL, a subsidiary of the Company, approached Tamil Nadu Electricity Regulatory Commission ('TNERC') to resolve the claims / counterclaims arising out of the Power Purchase Agreement ('PPA') and Land Lease Agreement ('LLA') in respect of the dues recoverable from Tamil Nadu Generation and Distribution Corporation Limited ('TAGENDCO') on account of sale of energy including reimbursement towards interest on working capital, Minimum Alternate Tax ('MAT'), rebate, start / stop charges and payment of land lease rentals to TAGENDCO. GPCL received a favourable order from TNERC and in pursuance of the Order, filed its claim on April 30, 2010 amounting to ₹ 481.68 crore and recognised ₹ 79.55 crore as income in the books of account.

TAGENDCO filed a petition against TNERC Order in Appellate Tribunal for Electricity ('APTEL'). In terms of an interim Order from APTEL, TAGENDCO deposited ₹ 537.00 crore including interest on delayed payment of the claim amount. APTEL vide its Order dated February 28, 2012, upheld the claim of GPCL and further directed GPCL to verify and pay counterclaims of TAGENDCO in respect of the benefits earned if any, by GPCL with regard to the delayed payment towards fuel supply that are not as per the terms of the FSA. GPCL had appealed to the Hon'ble Supreme Court in Civil Appeals seeking certain interim relief with respect to the benefits pointed out by APTEL on credit period of Fuel Supplies in terms of the FSA. The Hon'ble Supreme Court vide its Order dated April 24, 2014, has referred the dispute to TNERC for examining the claim of the contesting parties in so far as the quantum of amount is concerned. GPCL and TAGENDCO have filed their respective petitions before TNERC during August 2014. The matter was heard by TNERC and has been reserved for Order. Further, TAGENDCO has filed the petition in the Hon'ble Supreme Court against APTEL order which is pending before the Hon'ble Supreme Court,

GPCL was availing tax holiday under Section 80IA of the Income Tax Act, 1961 ('IT Act') in respect of its income from power generation. Considering that the substantial amount, though under protest, has been received by GPCL, based on an expert opinion, GPCL offered the claims upto March 31, 2014 as income in its tax returns and claimed the deduction as available under Section 80IA of the IT Act.

In accordance with the above, the amount received towards the above mentioned claims after the date of Order is being disclosed as advance from the customer in the books of account. Further, GPCL has been legally advised that pending adjudication of petition, the entire matter is now sub-judice and has not attained the finality.

Hence, pending acceptance of claims by TAGENDCO and pending adjudication of petition before the Hon'ble Supreme Court, the Group has not recognised such balance claim in the books of account.

- iv. GCEL has declared commercial operations of Unit I and coal mine on November 1, 2015 and Unit II on March 31, 2016 of its 1,370 MW coal based thermal power plant at Raipur district, Chhattisgarh. GCEL does not have any PPAs currently and has been incurring losses since the commencement of its commercial operations and has accumulated losses of ₹ 2,032.78 crore as at March 31, 2017. GCEL is taking steps to tie up the power supply through power supply agreements on a long / medium term basis with various customers including State Electricity Boards and is hopeful of tying up significant part of generation capacity in the ensuing financial year.

GCEL has experienced certain delays and incurred cost overruns in the completion of the project including receipt of additional claims from the EPC contractors. The claims of the key EPC contractor, Doosan Power Systems India Private Limited ('DPS') is under arbitration in the Singapore International Arbitration Centre (SIAC). Based on the legal opinion, the management is confident that it has strong defence for the claims raised by the EPC contractor and believes that the claims are not tenable in law and accordingly no financial implications are expected out of the said arbitration.

Notes to the consolidated financial statements for the year ended March 31, 2017

GCEL has also obtained provisional Mega Power status certificate from the Ministry of Power, GoI, and accordingly has availed an exemption of customs and excise duty against bank guarantees of ₹ 955.68 crore and pledge of deposits of ₹ 50.94 crore. The grant of final mega power status of GCEL was dependent on its achieving tie up for supply of power for 85% of its installed capacity through the long term power purchase agreements within stipulated time which has been extended to 120 months from the date of import, as per the recent amendment to Mega Power Policy 2009 by the Government of India. The management of GCEL is certain of fulfilling the conditions relating to Mega Power status in the foreseeable future, pending which cost of customs and excise duty has not been included in the cost of the project.

During the year ended March 31, 2017, under a Framework for Revitalising Distressed Assets in the Economy by RBI, the lenders of GCEL have implemented the Strategic Debt Restructuring Scheme on February 21, 2017 pursuant to which certain borrowings of GCEL got converted into equity shares and the bankers have taken over 52.38% of the paid up equity share capital of GCEL as detailed in note 36(g).

GCEL was allotted two coal mines at Ganeshpur and Talabira to meet its fuel requirements. During the quarter ended June 30, 2017, GCEL has filed writ petition with Delhi High Court for surrendering both the coal blocks allotted during the year ended March 31, 2015. The management is of the opinion that in view of the recent decisions by the Delhi High Court in similar cases, no adjustments are needed to the consolidated financial statements of the Group.

GCEL had entered into Bulk Power Purchase Transmission Agreement ('BPTA') with Power Grid Corporation of India Limited ('PGCIL'), per which GCEL was granted Long Term Access (LTA) of 386MW in Western Region and 430MW in Northern Region. GCEL has written letters to PGCIL for surrendering these transmission lines. GCEL based on an internal assessment is of the view that the factors adversely impacting the supply of power by GCEL is "Force Majeure" as per BPTA and accordingly, believes that this will not have financial implications on the Group.

The Group has obtained a valuation report from an external expert during the year ended March 31, 2017 estimating the future cash flows of GCEL on discounted cash flow basis. The valuation is dependent on the achievement of certain key assumptions considered by the management around GCEL's future revenues, profitability of operations and servicing of its debts which are dependent on tying up of GCEL entire generation capacity for profitable rates through long term and medium term PPAs in a power scarce market, achievement of higher PLF, projected sales mix of PPA and merchant power, fuel linkage tie ups and refinancing of existing loans with lower interest rates with banks, achievement of mega power status and successful gains from the government announced initiatives of tolling linkage and continued financial support by the Company.

The Group is monitoring these assumptions closely on a periodic basis and based on business plans and valuation assessment carried out by an external expert during the year ended March 31, 2017, the management of the Group is of the view that the carrying value of the investments in GCEL is appropriate.

- v. GBHPL is in the process of setting up 300 MW hydro based power plant in Alaknanda River, Chamoli District of Uttarakhand. The Hon'ble Supreme Court of India, while hearing a civil appeal in the matters of Alaknanda Hydro Power Company Limited, directed vide its order dated May 7, 2014 that no further construction work shall be undertaken by the 24 projects coming up on the Alaknanda and Bhagirathi basins until further orders. Further, during the year ended March 31, 2016, Ministry of Environment Forest and Climate Change ('MoEF') has represented to the Supreme Court of India that of the six hydro projects in Uttarakhand, two projects including GBHPL requires certain design modifications as per the policy stipulations. However, based on its internal assessment and a legal opinion, the management of the Group is confident of obtaining the requisite clearances and based on business plan and a valuation assessment carried out by an external expert during the year ended March 31, 2017, the management of the Group is of the view that the carrying value of investments of GBHPL by GEL as at March 31, 2017 is appropriate.
- vi. During the year ended March 31, 2016, based on an internal assessment of its investments in certain power entities, the Group has made an impairment provision of ₹ 64.15 crore towards the carrying value of the net assets in such entities, which has been disclosed as an 'exceptional item' in the consolidated financial statements of the Group for the year ended March 31, 2016.
- vii. GWEL is engaged in the business of generation and sale of electrical energy from its coal based power plant of 600 MW situated at Warora. GWEL has accumulated losses of ₹ 911.01 crore as at March 31, 2017 which has resulted in substantial erosion of GWEL's net worth. GWEL has achieved the COD of Unit I in March 2013 and of Unit II in September 2013 and has tied up entire power supplies capacity with customers and has completed the refinancing of its term and other loans with the lenders which has resulted in the reduction in the rate of interest and extended repayment period. Though the net worth of GWEL is fully eroded, the management of GWEL expects that the plant will generate sufficient profits in the future years and based on business plans and valuation assessment by an external expert, the management of the Group believes that the carrying value of the investments in GWEL by GEL as at March 31, 2017 is appropriate.
- viii. GKEL is engaged in development and operation of 3*350 MW under Phase I and 1*350 MW under Phase II, coal based power project in Kamalanga village, Orissa and has commenced commercial operation of Phase I of the project. GKEL has a fuel supply agreement for 500 MW with Mahanadi Coal Fields Limited, a subsidiary of Coal India Limited. GKEL has accumulated losses of ₹ 1,767.55 Crore as at March 31, 2017, which has resulted in substantial erosion of GKEL's net worth due to operational difficulties faced during the early stage of its operations. However, pursuant to the Reserve Bank of India's framework for revitalizing distressed assets in the economy (including strategic debt restructuring scheme), the consortium of bankers have amended the rupee term loan agreement on June 29, 2015 and accordingly loan is to be repaid in 66 quarterly structured instalments from October 1, 2017. During the year ended March 31, 2016, GKEL received favourable orders with regard to its petition for 'Tariff Determination' in case of PPA with GRIDCO Limited and for 'Tariff Revision' in case of PPAs with Haryana DISCOMS through PTC India Limited from Central Electricity Regulatory Commission ('CERC'). In view of these matters, business plans, valuation assessment by an external expert, the management is of the view that the carrying value of the investments in GKEL by GEL as at March 31, 2017 is appropriate.

Notes to the consolidated financial statements for the year ended March 31, 2017

49. Matters related to certain other sector entities:

- i. The Company has given an interest free loan of ₹ 115.00 crore to Welfare Trust of GMR Infra Employees ('GWT') during the year ended March 31, 2011 for the purpose of employee benefit scheme. Based on the confirmation received from GWT, the trust has utilized the proceeds of the loan received from the Company in the following manner:

(₹ in crore)

Equity shares of GIL	101.55
Equity shares of GAL	11.28
Others	2.17
Total	115.00

SEBI had issued Circular CIR/CFD/DIL/3-2013 dated January 17, 2013 prohibiting listed companies from framing any employee benefit scheme involving acquisition of its own securities from the secondary market. SEBI had issued Circular CIR/CFD/POLICYCELL/14/2013 dated November 29, 2013 extending the date of compliance to June 30, 2014. The management of the Company submitted the details of the GWT to the stock exchanges. SEBI has issued a Notification dated October 28, 2014 notifying 'The Securities and Exchange Board of India (Share Based Employee Benefits) Regulations, 2014' ('SEBI Regulations') whereby the Companies having existing schemes to which these regulations apply are required to comply with these regulations within one year of the effective date of the regulations and the trusts holding shares, for the purposes of implementing general employee benefit schemes, which exceed ten percent of the total value of the assets of the trusts, shall have a period of five years to bring down trusts' holding in such shares to the permissible limits. SEBI published Frequently Asked Question ('FAQ') on SEBI Regulations and clarified that appropriation of shares towards ESPS / ESOP / SAR / General Employee Benefits Scheme / Retirement Benefit Schemes by October 27, 2015 would be considered as compliance with proviso to regulation 3(12) of the SEBI Regulations. The Company may appropriate towards individual employees or sell in the market during next three years so that no unappropriated inventory remains thereafter. The shareholders have approved the revised terms and conditions of the scheme by passing a special resolution in the annual general meeting of the Company held on September 23, 2015 and the Company will ensure compliance with other applicable provisions of the new regulations within the permissible time period. The Group has consolidated the financial statements of GWT in the consolidated financial statements of the Group under requirement of Ind AS.

- ii. KSPL is in the process of acquiring land for implementing a Multi Product Special Economic Zone within the meaning of Special Economic Zone Act 2005 and it has obtained an initial Notification from the Ministry of Commerce, Government of India vide Notification No. 635(E) dated April 23, 2007 for an extent of 1,035.67 hectares. The formal approval for the same was initially given for 3 years from June 2006. Subsequently, the said formal approval was extended till August 2016. KSPL has obtained further notification from Government of India vide Notification No. 342(E) dated February 06, 2013 for an extent of 1,013.64 hectares and the formal approval was given initially for 3 years from February 2012, which on application by KSPL was extended further upto February 2016. KSPL's proposal for merger of both approvals is approved by Ministry of Commerce in December 2015 and extension of formal approval is no longer required. KSPL upon completion of acquisition of the desired land will apply for an appropriate Notification, pending the same the entire land that is acquired till date by KSPL is treated as land acquired for the purpose of implementation of Special Economic Zone awaiting notification.

Land acquisition for SEZ Project comprises direct purchases, land acquired from Andhra Pradesh Industrial Infrastructure Corporation ('APIIC') and land awarded by Government of Andhra Pradesh (GOAP) through notification. The land acquired through awards by GOAP includes, payment towards structures, standing crops, solatium and interest from the date of notification till the date of award. All the above costs are treated as part of land acquisition cost.

In respect of ongoing land acquisition process, there are claims of different types pending before various judicial forums such as, disputes between claimants, or writ petitions filed against property acquisitions, of land etc. As these cases are subject to judicial verdicts which are pending, the final impact if any on financial statements of KSPL towards the ongoing project execution is not determinable as on the date of the consolidated financial statements.

Further to the acquisition of land for development of SEZs, KSPL has initiated various rehabilitation and resettlement initiatives to relocate the inhabitants residing in the land acquired. The amount of expenditure incurred by KSPL towards rehabilitation and resettlement initiatives amounting to ₹ 68.60 crore (March 31, 2016: ₹ 66.84 crore) is treated as part of land acquisition cost. However, no provision has been made towards additional cost, in the consolidated financial statements, as the negotiations with the beneficiaries towards obtaining possession of land necessitating the rehabilitation is still going on.

During the year, KSPL has incurred a sum of ₹ 190.23 crore (March 31, 2016 ₹ 479.77 crore) towards expenditure incurred in respect of ongoing SEZ project under execution by KSPL. This expenditure is directly connected with land acquisitions which is the primary asset of the project.

The expenditure during the previous year in respect of the project includes ₹ 314.89 crore towards non-prejudicial additional compensation for land owners and farmers announced by special land acquisition to hasten the proposed project activities, which was in addition to the statutory compensation already paid. An amount of ₹ 122.44 crore has been paid by KSPL.

Notes to the consolidated financial statements for the year ended March 31, 2017

50. Related party transactions

a. Names of the related parties and description of relationship:

Sl. No.	Relationship	Name of the parties
(i)	Holding company	GMR Enterprises Private Limited (GEPL) (w.e.f August 11, 2016) ¹ GMR Holdings Private Limited (GHPL) (till August 10, 2016) ¹
(ii)	Shareholders having substantial interest / enterprises exercising significant influence over the subsidiaries or Joint Ventures or associates.	AAI Asia Pacific Flight Training Sdn Bhd ('APFTSB') Arcelormittal India Limited (AIL) Bharat Petroleum Corporation Limited (BPCL) Brindaban Man Pradhang Bird World Wide Flight Services India Private Limited (BWWFSIPL) Cambata Aviation Private Limited (CAPL) Cargo Service Center India Private Limited (CSCIPL) Celebi Ground Handling Delhi Private Limited (CELEBI GHDPL) Celebi Hava Servis A.S. (CHSAS) Devyani International Limited (DIL) Frankfurt AG Frankfurt Airport Services Worldwide (FAG) GoAP Government of Telangana (GoT) Greenwich Investments Limited (GRIL) Investment and Infrastructure fund (IIF) ILFS Renewable Energy Limited (upto 30.09.2016) ILFS Environmental Infrastructure and Services Limited (w.e.f. from 01.10.2016) Indian Oil Corporation Limited (IOCL) KIHPL Lanco Group Limited (LGL) Laqshya Event IP Private Limited (LEIPL) Limak Insaat San. Ve Ticaret A.S. (LISVT) Laqshya Media Private Limited (LMPL) M/S G.S.Atwal & Co. Malaysia Airport Holding Berhad (MAHB) Malaysia Airport (Labuan) Private Limited (MALPL) Malaysia Airports Consultancy Services SDN Bhd (MACS) Malaysian Aerospace Engineering Sdn. Bhd. (MAE) Malaysian Airline System Bhd. (MAS) MAHB(Mauritius) Private Limited (MAMPL) Megawide Construction Corporation (MCC) Menzies Aviation Cargo (Hyderabad) Limited, Mauritius (MACHL) Menzies Aviation India Private Limited (MAIPL) Menzies Aviation PLC (UK) (MAPUK) Macquarie SBI Infrastructure Investments PTE Limited (MSIF) NAPC Limited (NAPC) Navabharat Power Private Limited (NBPPL) Nepal Electricity Authority (NEA) Odeon Limited (OL)

Notes to the consolidated financial statements for the year ended March 31, 2017

Sl. No.	Relationship	Name of the parties
		Oriental Structures Engineers Private Limited (OSEPL) Oriental Tollways Private Limited (OTPL) PT Dian Swastatika Sentosa Tbk (PT Dian) PT Sinar Mas Cakrawala Punj Lyod Limited Reliance Industries Limited (RIL) Rushil Construction (India) Private Limited Sterlite Energy Limited (SEL) Power And Energy International (Mauritius) Limited Tenaga Parking Services (India) Pvt. Ltd. (TPSIPL) Times Innovative Media Limited (TIML) Travel Foods Services (Delhi) Private Limited (TFSDPL) Tottenham Finance Limited (TFL) Veda Infra-Holdings (India) Private Limited (VIHIPL) Wipro Limited (WL) WTGGE Yalvorin Limited (YL)
(iii)	Enterprises where key management personnel and their relatives exercise significant influence	CISL GMR Varalakshmi Foundation (GVF) GMR Varalakshmi DAV Public School (GVDPS) GMR Family Fund Trust (GFFT) GMR Infra Ventures LLP (GIVLLP) GEOKNO India Private Limited (GEOKNO) ⁶ Kakinada Refinery & Petrochemicals Private Limited (KRPL) Kirti Timber Private Limited (KTPL) GMR Institute of Technology (GIT) GMR School of Business (GSB) GMR Varalakshmi Care Hospital (GVCH) Jetsetgo Aviation Services Private Limited (JASPL) Polygon GMR Business and Consulting LLP ('GBC')
(iv)	Fellow subsidiary companies (where transactions have taken place)	GMR Projects Private Limited (GPPL) (till August 10, 2016) ¹ GMR Bannerghatta Properties Private Limited (GBPPL) GMR Holding Malta Limited (GHML) GMR Holding (Mauritius) Limited (GHML) GMR Airport (Global) Limited (GAGL) ¹⁰ GMR Sports Private Limited (GSPL) Ravi Verma Realty Private Limited (RRPL) Gandhi Enterprises Private Limited (GREPL) ⁵

Notes to the consolidated financial statements for the year ended March 31, 2017

Sl. No.	Relationship	Name of the parties
(v)	Joint ventures / associates	GMR Energy Limited(GEL) ²
		GMR Vemagiri Power Generation Limited (GVPGL) ²
		GMR (Badrinath) Hydro Power Generation Private Limited (GBHPL) ²
		GMR Kamalanga Energy Limited (GKEL)
		Himtal Hydro Power Company Private Limited (HHPPL) ²
		GMR Energy (Mauritius) Limited (GEML) ²
		GMR Lion Energy Limited (GLEL) ²
		GMR Upper Karnali Hydropower Limited (GUKPL) ²
		GMR Consulting Services Private Limited (GCSPL) ²
		GMR Bajoli Holi Hydropower Private Limited (GBHHPL) ²
		Rampia Coal Mine and Energy Private Limited (RCMEPL)
		GMR Chhattisgarh Energy Limited (GCEL) ³
		GMR Rajahmundry Energy Limited (GREL) ³
		GMR Warora Energy Limited [GWEL (formerly known as 'EMCO Energy Limited'(EMCO))] ²
		GMR Maharashtra Energy Limited (GMAEL) ²
		GMR Bundelkhand Energy Private Limited (GBEPL) ²
		GMR Rajam Solar Power Pvt. Limited [GRSPPL (formerly known as GMR Uttar Pradesh Energy Pvt Ltd(GUPEPL))] ²
		GMR Gujarat Solar Power Private Limited (GGSPPL) ²
		Karnali Transmission Company Private Limited (KTCPL) ²
		Marsyangdi Transmission Company Private Limited (MTCPL) ²
		GMR Indo-Nepal Energy Links Limited (GINELL) ²
		GMR Indo-Nepal Power Corridors Limited (GINPCL) ²
		PT Golden Energy Mines Tbk (PTGEMS)
		PT Roundhill Capital Indonesia (RCI)
		PT Borneo Indobara (BIB)
		PT Kuansing Inti Makmur (KIM)
		PT Karya Cemerlang Persada (KCP)
		PT Bungo Bara Utama (BBU)
		PT Bara Harmonis Batang Asam (BHBA)
		PT Berkat Nusantara Permai (BNP)
		PT Tanjung Belit Bara Utama (TBBU)
		PT Trisula Kencana Sakti (TKS)
		GEMS Trading Resources Pte Limited (GEMSCR)
		PT Bumi Anugerah Semesta (BAS)
		PT Gems Energy Indonesia (PTGEI) ⁸
		Shanghai Jingguang Energy Co. Ltd ⁸
		Asia Pacific Flight Training Academy Limited (APFT)
		Laqshya Hyderabad Airport Media Private Limited (Laqshya)
		Delhi Aviation Services Private Limited (DASPL)
		Travel Food Services (Delhi Terminal 3) Private Limited (TFS)
		Delhi Duty Free Services Private Limited (DDFS)
		Delhi Aviation Fuel Facility Private Limited (DAFF)
		Celebi Delhi Cargo Terminal Management India Private Limited (CDCTM)

Notes to the consolidated financial statements for the year ended March 31, 2017

Sl. No.	Relationship	Name of the parties
		Wipro Airport IT Services Limited (WAISL)
		TIM Delhi Airport Advertising Private Limited (TIM)
		GMR Megawide Cebu Airport Corporation (GMCAC)
		Megawide - GISPL Construction Joint Venture (MGCJV) ⁷
		Limak GMR Construction JV (CJV)
		EDWPCPL ⁴
		JEPL ⁴
		UEPL ⁴
		GOSEHHHPL ⁹
(vi)	Key management personnel and their relatives	Mr. G.M. Rao (Executive Chairman)
		Mrs. G Varalakshmi (Relative)
		Mr. G.B.S. Raju (Director)
		Mr. Grandhi Kiran Kumar (Managing Director)
		Mr. O.B. Raju (Director) (Resigned w.e.f September 23, 2015)
		Mr. Srinivas Bommidala (Director)
		Mrs. B. Ramadevi (Relative)
		Mr. B.V. Nageswara Rao (Director)
		Mr. C.P. Sounderarajan (Company Secretary) (Resigned w.e.f. August 12, 2015)
		Mr. Adishesavatham Cherukupalli (Company Secretary) (Appointed w.e.f August 13, 2015)
		Mr. K V V Rao (Resigned w.e.f September 23, 2015)
		Mr. Jayesh Desai (Appointed on November 13, 2015 and resigned w.e.f. February 13, 2017)
		Mr. R S S L N Bhaskarudu (Independent Director)
		Mr. N C Sarabeswaran (Independent Director)
		Mr. S Sandilya (Independent Director)
		Mr. S Rajagopal (Independent Director)
		Mr. C.R. Muralidharan (Independent Director)
		Mrs. V. Siva Kameswari (Independent Director)
		Mr. V. Shanthanaraman (Independent Director) (Retired on September 14, 2016)
		Dr. Prakash G Apte (Independent Director) (Retired on September 14, 2016)
		Mr. Madhva Bhimacharya Terdal (Group CFO)

Notes

- During the year ended March 31, 2017, GHPL and GPPL were amalgamated with GEPL pursuant to approval of scheme of amalgamation and arrangements by Hon'ble High Court of Madras vide its order NO. 8471/16 dated July 06, 2016 and made effective from August 10, 2016.
- Ceased to be a subsidiary and became a joint venture w.e.f November 4, 2016. Refer Note 36 (f)
- Ceased to be a subsidiary on account of Strategic Debt Restructuring (SDR) and became an associates entity on the date of SDR. Refer note 36 (d) and 36 (g)
- Ceased to be an associate during the year ended March 31, 2017.
- Ceased to be an enterprise where key managerial personnel or their relatives exercise significant influence and became a fellow subsidiary during the year ended March 31, 2017
- Ceased to be a fellow subsidiary and became an enterprise where key managerial personnel or their relatives exercise significant influence during the year ended March 31, 2017
- Enterprises where significant influence exists incorporated during the year ended March 31, 2016.
- Subsidiary of PTGEMS incorporated during the year ended March 31, 2016.
- Ceased to be a joint venture and became an associate during the year ended March 31, 2016.
- Ceased to be a subsidiary and became a fellow subsidiary during the year ended March 31, 2017.



Notes to the consolidated financial statements for the year ended March 31, 2017

b. Summary of transactions with the related parties are as follows:

(₹ in crore)

Nature of transaction	March 31, 2017	March 31, 2016
Purchase of investment in equity shares -		
- Holding company		
GEPL	-	225.00
- Shareholders having substantial interest / enterprises exercising significant influence over the subsidiaries or joint ventures or associates.		
MAMPL	-	508.33
Investment in equity shares		
- Joint ventures / associates		
TFS	2.40	-
GKEL	40.00	-
Sale of investments in equity shares		
- Shareholders having substantial interest / enterprises exercising significant influence over the subsidiaries or joint ventures or associates		
OSEPL	-	17.38
- Fellow subsidiaries		
GHML (March 2016 : Amounting to ₹ 3,924)	-	0.00
GHMRL	9.09	-
Share warrants forfeited		
- Enterprises where key management personnel and their relatives exercise significant influence		
GIVLLP	-	141.75
Allotment of shares in right issue from share application money		
- Enterprises where key management personnel and their relatives exercise significant influence		
GBC	-	889.57
Equity share application money allotted		
- Joint ventures / associates		
GMCAC	-	10.66
Loans / advances repaid by		
- Joint ventures / associates		
GOSEHHHPL	5.78	-
UEPL	3.85	-
JEPL	4.50	-
Laqshya	1.75	0.30
GVPGL	27.61	-
- Enterprises where key management personnel and their relatives exercise significant influence		
GVF	-	8.64
Loans / advances given to		
- Joint ventures / associates		
GKEL	-	13.24
UEPL	-	2.39
RCMEPL	-	0.05
Loans / advances taken from		

Notes to the consolidated financial statements for the year ended March 31, 2017

Nature of transaction	March 31, 2017	March 31, 2016
- Holding company		
GEPL	310.65	-
- Joint ventures / associates		
GEL	95.00	-
- Enterprises where key management personnel and their relatives exercise significant influence		
KTPL	142.50	-
KRPPL	4.29	-
Loans repaid to		
- Holding company		
GEPL	136.50	-
- Joint ventures / associates		
GEL	18.33	-
- Shareholders having substantial interest / enterprises exercising significant influence over the subsidiaries or joint ventures or associates		
MAIPL	0.05	0.13
Conversion of share application money into loans		
- Shareholders having substantial interest / enterprises exercising significant influence over the subsidiaries or joint ventures or associates		
MAHB	-	26.11
Sale of fixed assets		
- Joint ventures / associates		
APFT (March 31, 2016 : Amounting to ₹ 22,201)	-	0.00
Purchase of fixed assets / services		
- Holding company		
GEPL	-	1.78
- Enterprises where key management personnel and their relatives exercise significant influence		
GEOKNO	-	0.03
Deposit received		
- Joint ventures / associates		
DAFF	10.64	-
Laqshya	0.02	-
TFS	-	0.64
DDFS	0.67	-
DASPL	-	0.07
CDCTM	-	9.63
GBHHPL	0.05	-
Deposit repaid		
- Joint ventures / associates		
DDFS	0.30	0.30
- Holding company		
GEPL	-	0.02

Notes to the consolidated financial statements for the year ended March 31, 2017

Nature of transaction	March 31, 2017	March 31, 2016
Deposits given		
- Key management personnel and their relatives		
Mr. Madhva Bhimacharya Terdal	0.15	-
Mrs. G Varalakshmi	0.06	-
Mrs. B. Ramadevi	0.03	-
- Enterprises where key management personnel and their relatives exercise significant influence		
GFFT	-	16.36
Deposit refund received		
- Enterprises where key management personnel and their relatives exercise significant influence		
GFFT	1.25	16.35
CISL	-	8.59
Refund of capital advances		
- Holding company		
GEPL	-	50.00
Write-off of capital advances		
- Holding company		
GEPL	259.00	-
Equity dividend paid by subsidiaries / Joint ventures / associates		
- Shareholders having substantial interest / enterprises exercising significant influence over the subsidiaries or joint ventures or associates		
MACHL	1.10	6.15
Preference dividend paid by subsidiaries		
- Shareholders having substantial interest / enterprises exercising significant influence over the subsidiaries or joint ventures or associates		
MACHL	0.54	2.16
Sub-contracting expenses		
- Enterprises where key management personnel and their relatives exercise significant influence		
GEOKNO	0.47	4.22
Revenue from operations		
- Shareholders having substantial interest / enterprises exercising significant influence over the subsidiaries or joint ventures or associates		
AAI	3.12	3.00
- Enterprises where key management personnel and their relatives exercise significant influence		
GVF	0.57	0.62
GIT	0.22	-
GSB	0.08	0.08
GVCH	-	0.03
GEOKNO	0.27	-
- Fellow subsidiaries		
GSPL	0.30	0.32
- Joint ventures / associates		

Notes to the consolidated financial statements for the year ended March 31, 2017

Nature of transaction	March 31, 2017	March 31, 2016
UEPL	11.51	44.72
GOSEHHHPL	-	3.42
DDFS	333.98	312.33
Laqshya	33.67	23.50
GKEL	255.73	145.37
TIM	142.24	118.41
DAFF	17.15	15.98
CDCTM	151.97	137.35
TFS	16.39	18.86
DASPL	6.78	6.48
GCEL	4.78	-
GCSPL	0.44	-
GREL	0.54	-
GEL	0.13	-
GWEL	5.65	-
GVPGL	0.77	-
GBHHPL	0.59	-
APFT	1.36	1.11
Fees received for services rendered		
- Joint ventures / associates		
GMCAC	3.14	3.90
GGSPPL	0.25	-
GBHHPL	0.08	-
GKEL	-	0.76
- Enterprises where key management personnel and their relatives exercise significant influence		
JASPL	1.10	-
Fee paid for services received		
- Shareholders having substantial interest / enterprises exercising significant influence over the subsidiaries or joint ventures or associates		
AAI	0.05	0.03
GoT	3.29	3.12
- Joint ventures / associates		
Laqshya	0.23	0.28
- Enterprises where key management personnel and their relatives exercise significant influence		
JASPL	0.85	-
GEOKNO	0.33	-
GFFT	0.10	-
Finance income		
- Enterprises where key management personnel and their relatives exercise significant influence		
GVF	0.01	0.01
- Joint ventures / associates		
UEPL	2.39	2.41

Notes to the consolidated financial statements for the year ended March 31, 2017

Nature of transaction	March 31, 2017	March 31, 2016
GOSEHHHPL	0.48	0.48
JEPL	0.68	1.05
DAFF	8.69	6.01
CDCTM	5.22	7.96
DASPL	1.22	3.79
TFS	1.12	0.34
DDFS	12.91	13.04
APFT	0.21	0.23
GEL	3.38	-
GVPGL	0.58	-
GWEL	0.34	-
GGSPPL	0.01	-
GCEL	0.36	-
GREL	0.92	-
GKEL	32.72	38.40
GMCAC	-	0.35
Laqshya	0.77	0.85
TIM	1.62	1.62
- Holding company		
GEPL	1.00	1.00
Airport service charges / operator fees		
- Shareholders having substantial interest / enterprises exercising significant influence over the subsidiaries or joint ventures or associates		
FAG	151.05	128.68
Revenue share paid / payable to concessionaire grantors		
- Shareholders having substantial interest / enterprises exercising significant influence over the subsidiaries or joint ventures or associates		
AAI	2,634.84	2,304.15
Lease income		
- Joint ventures / associates		
GREL	0.18	-
Rent		
- Enterprises where key management personnel and their relatives exercise significant influence		
GFFT	7.14	4.40
- Fellow subsidiaries		
GREPL	1.29	1.25
- Joint ventures / associates		
GOSEHHHPL	-	0.03
- Key management personnel and their relatives		
Mrs. B. Ramadevi	0.16	0.22
Mrs. G.Varalakshmi	0.15	0.16
Mr. G.B.S.Raju	0.35	0.61

Notes to the consolidated financial statements for the year ended March 31, 2017

Nature of transaction	March 31, 2017	March 31, 2016
- Shareholders having substantial interest / enterprises exercising significant influence over the subsidiaries or joint ventures or associates		
AAI	-	0.03
Purchase of traded goods		
- Joint ventures / associates		
GWEL	245.66	-
GKEL	133.62	448.92
GCEL	45.74	-
Managerial remuneration to		
- Key management personnel and their relatives		
Mr. G.M. Rao	4.57	4.07
Mr. G.B.S.Raju	0.96	1.42
Mr. Srinivas Bommidala	5.70	4.95
Mr. B.V. Nageswara Rao	-	0.18
Mr. Grandhi Kiran Kumar	3.99	3.42
Mr. O Bangaru Raju	2.78	2.51
Mr. C.P. Sounderarajan	-	0.35
Mr. Adishesavataram Cherukupalli	0.84	0.47
Mr. Madhava Bhimacharya Terdal	1.96	1.65
Mr. K V V Rao	0.12	2.06
Directors' sitting fees		
Dr. Prakash G. Apte	0.02	0.05
Mr. R.S.S.L.N. Bhaskarudu	0.28	0.32
Mr. N.C. Sarabeswaran	0.20	0.30
Mr. S. Sandilya	0.02	0.03
Mr. Grandhi Kiran Kumar	0.01	0.01
Mr. Srinivas Bommidala	0.01	0.01
Mr. G.M. Rao	0.01	0.01
Mr. G.B.S.Raju	0.01	-
Mr. S. Rajagopal	0.10	0.12
Mr. V. Santhana Raman	0.03	0.08
Mr. C.R. Muralidharan	0.02	0.03
Mrs. V. Siva Kameswari	0.10	0.05
Logo fees		
- Holding company		
GEPL	5.40	3.03
Legal and professional fees		
- Shareholders having substantial interest / enterprises exercising significant influence over the subsidiaries or joint ventures or associates		
FAG	0.07	0.28
AAI	0.12	-
MACS	2.27	3.03
MAPUK	7.21	6.99

Notes to the consolidated financial statements for the year ended March 31, 2017

Nature of transaction	March 31, 2017	March 31, 2016
Other expenses		
- Shareholders having substantial interest / enterprises exercising significant influence over the subsidiaries or joint ventures or associates		
TPSIPL	3.45	2.68
MAPUK	0.59	0.65
MAIPL	-	0.01
- Joint ventures / associates		
WAISL	2.95	19.78
DAFF	0.03	0.01
GGSPPL	0.01	-
GWEL	0.09	-
GEL	0.49	-
GOSEHHPL (March 31, 2016 : Amounting to ₹ 29,767)	-	0.00
- Fellow subsidiaries		
GSPL	0.50	2.00
- Holding company		
GEPL	-	0.02
- Enterprises where key management personnel and their relatives exercise significant influence		
GFFT	2.23	0.33
GEOKNO	0.36	-
GVF	0.01	-
Purchase of fuel		
- Joint ventures / associates		
BIB	-	7.97
Marketing fund billed		
- Joint ventures / associates		
DDFS	10.35	9.83
TFS	0.67	0.68
Marketing fund utilised		
- Joint ventures / associates		
DDFS	1.72	2.19
TFS	0.03	-
ATC development fund utilization		
- Shareholders having substantial interest / enterprises exercising significant influence over the subsidiaries or joint ventures or associates		
AAI	-	10.00
Reimbursement of expenses incurred on behalf of the Group		
- Holding company		
GEPL	-	1.35
- Shareholders having substantial interest / enterprises exercising significant influence over the subsidiaries or joint ventures or associates		
MAIPL	0.22	0.20
MAPUK	0.08	0.08

Notes to the consolidated financial statements for the year ended March 31, 2017

Nature of transaction	March 31, 2017	March 31, 2016
- Joint ventures / associates		
TFS	0.07	0.05
DDFS	-	0.01
GKEL	0.87	-
GBHHPL	0.09	-
GMCAC	-	0.03
- Fellow subsidiaries		
GSPL	0.01	0.01
Expenses incurred by the Group on behalf of / expenses recovered by the Group		
- Shareholders having substantial interest / enterprises exercising significant influence over the subsidiaries or joint ventures or associates		
AAI	19.72	18.15
- Joint ventures / associates		
DASPL	12.67	10.55
DDFS	2.96	3.16
CDCTM	16.22	15.49
TIM	3.84	3.85
TFS	3.92	4.39
Laqshya	1.17	0.90
APFT	0.21	0.21
GEL	0.95	-
GVPGL	0.48	-
GWEL	3.55	-
GCSPL	0.15	-
GBHHPL	0.83	-
GGSPPL	0.11	-
GCEL	0.68	-
GREL	3.81	-
GOSEHHPL	-	0.27
UEPL	-	0.03
GKEL	13.83	23.31
GMCAC	0.07	-
- Fellow subsidiaries		
GBPPL (March 31, 2017 : Amounting to ₹ 24,751)	0.00	-
- Enterprises where key management personnel and their relatives exercise significant influence		
GEOKNO	0.54	0.33
GVF	0.07	0.06
GFFT	-	0.02
- Holding company		
GEPL (March 31, 2017 : Amounting to ₹ 10,070)	0.00	-
Expenses recoverable written off		
- Shareholders having substantial interest / enterprises exercising significant influence over the subsidiaries or joint ventures or associates		
AAI	0.99	-

Notes to the consolidated financial statements for the year ended March 31, 2017

Nature of transaction	March 31, 2017	March 31, 2016
Donation		
- Enterprises where key management personnel and their relatives exercise significant influence		
GVF	15.87	17.31
Finance cost		
- Holding company		
GEPL	7.79	-
- Joint ventures / associates		
TIM	0.86	0.77
DDFS	9.85	8.75
GVPGL	0.25	-
CDCTM	1.96	2.20
TFS	0.16	0.27
DAFF	2.79	1.87
Laqshya	0.01	0.01
APFT	0.01	0.03
GCSPL	0.03	-
GEL	2.01	-
GWEL	0.54	-
GBEPL	0.89	-
GBHPL	1.27	-
DASPL	1.12	1.00
WAISL	-	24.73
- Enterprises where key management personnel and their relatives exercise significant influence		
KRPPL	0.24	-
KTPL	0.05	-
- Shareholders having substantial interest / enterprises exercising significant influence over the subsidiaries or joint ventures or associates		
AAI	9.03	7.70
GVF	0.01	0.01
MAIPL	0.05	0.07
MAHB	-	0.92
Reversal of finance cost		
- Joint ventures / associates		
WAISL	7.01	-
Provisions no longer required, written back		
- Joint ventures / associates		
RCMEPL	-	0.15
Arrears of cumulative dividends on preference share capital issued by a subsidiary		
- Shareholders having substantial interest / enterprises exercising significant influence over the subsidiaries or joint ventures or associates		
OL	-	20.65

Notes to the consolidated financial statements for the year ended March 31, 2017

c. Summary of balances with the related parties are as follows:

(₹ in crore)

Nature of balances outstanding	March 31, 2017	March 31, 2016	April 01, 2015
Balance payable / (receivable)			
- Holding company			
GEPL	(209.57)	(637.69)	(685.11)
- Shareholders having substantial interest / enterprises exercising significant influence over the subsidiaries or joint ventures or associates			
AAI	131.44	96.40	96.03
FAG	79.99	68.35	55.01
MACS	0.04	10.79	7.29
MAHB	-	27.03	-
MAIPL	0.44	0.47	0.60
MAPUK	4.40	0.80	0.60
GoT	318.42	318.25	315.13
TPSIPL	0.84	0.73	0.82
- Enterprises where key management personnel and their relatives exercise significant influence			
GFFT	(26.05)	(35.78)	(30.42)
GVF	0.75	2.63	(6.87)
GEOKNO	(0.70)	(0.23)	(0.42)
JASPL	0.45	-	-
GIT	(0.02)	-	-
GSB	(0.01)	-	-
GVCH	(0.00)	-	-
KRPPL	4.51	-	-
KTPL	142.54	-	-
Polygon	(22.90)	(22.90)	(22.90)
- Fellow subsidiaries			
GSPL	-	-	0.15
GREPL	0.34	0.30	0.13
GBPPL	0.00	(1.18)	(1.17)
RRPL	-	0.01	0.01
GHMRL	(9.44)	-	-
GAGL	(0.71)	-	-
- Joint ventures / associates			
PTGEMS	10.59	15.92	42.75
GEMSCR	-	-	21.44
BIB	-	-	0.83
GMCAC	(17.61)	(16.17)	(4.91)
CJV	-	(1.13)	(0.84)
MGCJV	(3.85)	(1.73)	(2.31)
Laqshya	(10.18)	(6.90)	(11.10)
APFT	(2.34)	(2.06)	(0.66)
DASPL	12.86	11.85	12.65

Notes to the consolidated financial statements for the year ended March 31, 2017

Nature of balances outstanding	March 31, 2017	March 31, 2016	April 01, 2015
TFS	0.13	(3.47)	(6.47)
DAFF	137.25	132.56	136.66
CDCTM	94.50	99.58	97.36
WAISL	(6.27)	173.73	262.51
DDFS	182.92	186.75	186.62
GCSPL	(1.13)	-	-
GVPGL	(13.73)	-	-
GMAEL	(0.02)	-	-
GCEL	18.68	-	-
GGSPPL	(0.05)	-	-
GBEPL	18.07	-	-
GBHHPL	(1.61)	-	-
GWEL	226.91	-	-
GBHPL	(40.53)	-	-
GREL	5.47	-	-
GEL	81.62	-	-
GKEL	(86.81)	(335.12)	(365.27)
TIM	(1.77)	7.75	10.50
UEPL	(24.03)	(53.66)	(24.87)
JEPL	(1.75)	(6.59)	(4.50)
GOSEHHHPL	(14.30)	(21.23)	(20.19)
- Key management personnel and their relatives			
Mr. G.M. Rao	1.97	0.94	2.03
Mrs. G.Varalakshmi	(0.14)	(0.08)	(0.09)
Mrs. B. Ramadevi	(0.04)	0.03	-
Mr. G.B.S.Raju	0.04	0.55	0.04
Mr. Madhva Bhimacharya Terdal	(0.15)	-	-
Mr. R.S.S.L.N. Bhaskarudu	0.01	-	-
Mr. N.C. Sarabeswaran	0.01	-	-
Mr. S. Rajagopal	0.01	-	-
Mr. C.R. Muralidharan	0.01	-	-
Mrs. V. Siva Kameswari	0.01	-	-
Mr. Grandhi Kiran Kumar	1.15	-	-
Outstanding corporate guarantees			
- Joint ventures / associates			
GEL	918.62	-	-
GWEL	883.25	-	-
GCEL	622.54	-	-
GREL	2,352.61	-	-
GMCAC	-	-	652.25
GVPGL	175.00	-	-
GKEL	357.77	1,000.00	600.00
JEPL	-	-	27.92
GOSEHHHPL	109.88	110.34	1,080.00
UEPL	-	-	237.15
Outstanding bank guarantees			
- Fellow subsidiaries			
GEOKNO	1.30	2.48	2.48
- Joint ventures / associates			
GKEL	-	-	22.85
RCMEPL	-	-	22.18

Notes to the consolidated financial statements for the year ended March 31, 2017

Nature of balances outstanding	March 31, 2017	March 31, 2016	April 01, 2015
UEPL	-	-	17.50
JEPL	-	-	12.50
Outstanding pledge of fixed deposits			
- Fellow subsidiaries			
GREPL	5.00	21.00	21.00
Share application money pending allotment			
- Enterprises where key management personnel and their relatives exercise significant influence			
GBC	-	-	889.57
- Joint ventures / associates			
GMCAC	-	-	10.66
Money received against share warrants			
- Enterprises where key management personnel and their relatives exercise significant influence			
GIVLLP	-	-	141.75
Arrears of cumulative dividends on preference share capital issued by a subsidiary			
- Shareholders having substantial interest / enterprises exercising significant influence over the subsidiaries or joint ventures or associates			
OL	-	76.17	55.52

Notes:

- The Group has provided securities by way of pledge of investments for loans taken by certain companies.
- Certain Key management personnel have extended personal guarantees as security towards borrowings of the Group and other body corporates. Similarly, GEPL and certain fellow subsidiaries have pledged certain shares held in the Company as security towards the borrowings of the Group.
- Remuneration to key managerial personal does not include provision for gratuity, superannuation and premium for personal accidental policy, as the same are determined for the Group as a whole

51. Segment information

- Operating segments are those components of the business whose operating results are regularly reviewed by the chief operating decision making body in the Group to make decisions for performance assessment, resource allocation and for which information is available discretely. The reporting of segment information is the same as provided to the management for the purpose of the performance assessment and resource allocation to the segments.
- The segment reporting of the Group has been prepared in accordance with Ind AS 108.
- For the purpose of reporting, business segments are primary segments and the geographical segments are secondary segments.
- The reportable segments of the Group comprise of the following:

Segment	Description of activity
Airports	Development and operation of airports
Power	Generation of power and provision of related services and exploration and mining activities
Roads	Development and operation of roadways
EPC	Handling of engineering, procurement and construction solution in the infrastructure sector
Others	Urban Infrastructure and other residual activities

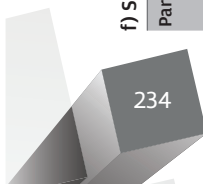
- Geographical segments are categorised as 'India' and 'Outside India' and are based on the domicile of the customers.

Notes to the consolidated financial statements for the year ended March 31, 2017

(₹ in crore)

Particulars	Power		Roads		Airports		EPC		Others		Inter Segment and Inter Operations		Unallocated		Total	
	March 31, 2017	March 31, 2016	March 31, 2017	March 31, 2016	March 31, 2017	March 31, 2016	March 31, 2017	March 31, 2016	March 31, 2017	March 31, 2016	March 31, 2017	March 31, 2016	March 31, 2017	March 31, 2016	March 31, 2017	March 31, 2016
Revenue																
Revenue from continuing operations	1,485.89	1,092.85	565.94	615.24	7,102.24	6,120.08	380.86	174.69	233.70	258.09	-	-	-	-	9,768.63	8,260.96
Inter Segment Revenue	0.98	-	-	-	47.57	16.95	11.92	3.67	617.26	853.16	(677.73)	(873.78)	-	-	-	-
Total revenue from continuing operations	1,486.87	1,092.85	565.94	615.24	7,149.81	6,137.03	392.78	178.36	850.96	1,111.25	(677.73)	(873.78)	-	-	9,768.63	8,260.96
Segment result before share of (profit) / loss of associate and joint ventures, exceptional items and tax from continuing operations	(105.69)	(110.02)	247.54	286.26	2,454.08	1,693.40	(98.77)	(57.85)	(37.83)	(34.68)	-	-	-	-	2,459.33	1,777.11
Share of loss / (profit) of associates and joint ventures (net)	(226.12)	(93.09)	-	-	140.64	104.99	16.08	4.15	1.00	0.12	-	-	-	-	(68.40)	16.17
Loss on impairment of assets in subsidiaries	-	(64.15)	(385.70)	-	-	-	-	-	-	-	-	-	-	-	(385.70)	(64.15)
Unallocated income/(expense)																
Finance cost																
Finance income																
Segment profit/(loss) before tax for the year																
Tax expenses																
Profit / (loss) after tax from discontinued operations																
Segment profit/(loss) for the year	(331.81)	(267.26)	(138.16)	286.26	2,594.72	1,798.39	(82.69)	(53.70)	(36.83)	(34.56)	-	-	(2,699.39)	(2,177.54)	(364.30)	(2,749.28)
Segment assets:																
Short term loans	8,098.66	25,832.17	3,684.98	5,098.88	16,460.55	15,374.50	747.82	616.50	6,437.25	5,672.39	-	-	-	-	35,429.26	52,594.44
Interest accrued on fixed deposits													119.21	266.47	119.21	266.47
Interest accrued on long term investments													28.80	53.21	28.80	53.21
Derivatives not designated as hedges													6.73	80.90	6.73	80.90
Deferred Tax Asset (Net)													-	6.42	-	6.42
Income tax assets (net)													271.56	232.29	271.56	232.29
Assets Classified as Held for Sale													305.63	309.17	305.63	309.17
Long term Loans and advances													851.09	5,519.77	851.09	5,519.77
Total Assets	8,098.66	25,838.59	3,684.98	5,098.88	16,460.55	15,374.50	747.82	616.50	6,437.25	5,672.39	-	-	1,999.72	6,582.20	37,428.98	59,176.64

f) Segment details



Notes to the consolidated financial statements for the year ended March 31, 2017

(₹ in crore)

Particulars	Power		Roads		Airports		EPC		Others		Inter Segment and Inter Operations		Unallocated		Total	
	March 31, 2017	March 31, 2016	March 31, 2017	March 31, 2016	March 31, 2017	March 31, 2016	March 31, 2017	March 31, 2016	March 31, 2017	March 31, 2016	March 31, 2017	March 31, 2016	March 31, 2017	March 31, 2016	March 31, 2017	
	Segment liabilities:	1,617.54	2,714.77	572.25	328.42	3,606.04	3,477.86	643.64	453.02	364.20	325.62	-	-	-	-	6,803.67
Non-current financial liabilities (Borrowings).	-	-	-	-	-	-	-	-	-	-	-	-	18,959.72	32,653.94	18,959.72	32,653.94
Current maturities of Long Term Borrowings	-	-	-	-	-	-	-	-	-	-	-	-	1,800.42	5,205.78	1,800.42	5,205.78
Current financial liabilities (Borrowings)	-	-	-	-	-	-	-	-	-	-	-	-	723.82	1,584.58	723.82	1,584.58
Interest payable.	-	-	-	-	-	-	-	-	-	-	-	-	435.76	447.64	435.76	447.64
Liabilities for current tax (net)	-	-	-	-	-	-	-	-	-	-	-	-	98.70	42.97	98.70	42.97
Deferred Tax Liabilities (Net)	-	-	-	-	-	-	-	-	-	-	-	-	413.81	33.81	413.81	33.81
Provision for debenture redemption premium	-	-	-	-	-	-	-	-	-	-	-	-	1.91	3.94	1.91	3.94
Financial Guarantee	-	-	-	-	-	-	-	-	-	-	-	-	110.13	7.27	110.13	7.27
Derivatives not designated as hedges.	-	-	-	-	-	-	-	-	-	-	-	-	111.39	124.13	111.39	124.13
Liabilities directly associated with assets classified as held for disposal	-	-	-	-	-	-	-	-	-	-	-	-	608.61	5,522.56	608.61	5,522.56
Total Liabilities	1,617.54	2,714.77	572.25	328.42	3,606.04	3,477.86	643.64	453.02	364.20	325.62	-	-	23,264.27	45,626.62	30,067.94	52,926.31
Other Disclosures:																
Investments in associates and joint ventures	8,592.06	3,964.94	-	-	754.71	687.58	14.60	33.06	3.46	2.46	-	-	-	-	9,364.83	4,688.04
Depreciation and amortisation for discontinued operations	43.47	109.52	61.36	56.41	898.74	963.03	14.03	13.57	42.32	54.13	-	-	-	-	1,059.92	1,196.66
Material Non cash items including impairment, other than depreciation and amortisation	6.03	68.65	385.70	-	4.46	5.38	17.42	0.17	4.44	1.93	-	-	-	-	418.05	76.13
Adjustments and eliminations																

Finance income and costs, and fair value gains and losses on financial assets are not allocated to individual segments as the underlying instruments are managed on a group basis. Current taxes, deferred taxes and certain financial assets and liabilities are not allocated to those segments as they are also managed on a group basis.

Particulars	Revenue from external customers				Non-current operating assets*	
	March 31, 2017		March 31, 2016		March 31, 2017	March 31, 2016
	Continuing Operations:					
India	9,309.28	8,011.26	16,317.86	35,864.25		
Outside India	459.35	249.70	-	803.88		
Total	9,768.63	8,260.96	16,317.86	36,668.13		

*Non-current assets for this purpose consist of property, plant and equipment, investment properties and intangible assets, capital work in progress, goodwill and intangible under development.

Notes to the consolidated financial statements for the year ended March 31, 2017

52. Hedging activities and derivatives

Derivatives not designated as hedging instruments

The Group uses foreign exchange forward contracts, principal and interest rate swaps, cross currency swap and call spread option to manage some of its transaction exposures. These derivative instruments are not designated as cash flow/fair value hedges and are entered into for periods consistent with foreign currency exposure of the underlying transactions. The Group does not hold or issue derivative financial instruments for trading purposes. All transactions in derivative financial instruments are undertaken to manage risks arising from underlying business activities.

(₹ in crore)

Particulars	March 31, 2017		March 31, 2016		April 01, 2015	
	Assets	Liabilities	Assets	Liabilities	Assets	Liabilities
Principal and interest rate swap	-	67.24	6.42	123.92	1.88	127.58
Foreign exchange forward contracts	-	1.57	-	0.21	-	12.84
Call spread option	-	42.58	-	-	-	-
Cross currency swap	-	-	-	-	29.40	-
Total	-	111.39	6.42	124.13	31.28	140.42
Classified as :						
Non- current	-	67.24	6.42	107.43	31.28	115.82
Current	-	44.15	-	16.70	-	24.60

Also refer note 42(b)(iv) and 42(b)(v)

53. Disclosures on Financial instruments

This section gives an overview of the significance of financial instruments for the Group and provides additional information on balance sheet items that contain financial instruments.

The details of significant accounting policies, including the criteria for recognition, the basis of measurement and the basis on which income and expenses are recognised in respect of each class of financial asset, financial liability and equity instrument are disclosed in accounting policies, to the financial statements.

(a) Financial assets and liabilities

The following tables presents the carrying value and fair value of each category of financial assets and liabilities as at March 31, 2017, March 31, 2016 and April 01, 2015.

As at March 31, 2017

(₹ in crore)

Particulars	Fair value through consolidated statement of profit or loss	Derivative instruments not in hedging relationship	Amortised cost	Total Carrying value	Total Fair value
Financial assets					
(i) Investments (other than investments in associates and joint ventures)	2,974.53	-	82.87	3,057.40	3,057.40
(ii) Loans	-	-	607.65	607.65	607.65
(iii) Trade receivables	-	-	1,778.97	1,778.97	1,778.97
(iv) Cash and cash equivalents	-	-	1,458.76	1,458.76	1,458.76
(v) Bank balances other than cash and cash equivalents	-	-	812.76	812.76	812.76
(vi) Other financial assets	-	-	1,932.43	1,932.43	1,932.43
Total	2,974.53	-	6,673.44	9,647.97	9,647.97

Notes to the consolidated financial statements for the year ended March 31, 2017

(₹ in crore)

Particulars	Fair value through consolidated statement of profit or loss	Derivative instruments not in hedging relationship	Amortised cost	Total Carrying value	Total Fair value
Financial liabilities					
(i) Borrowings	-	-	21,483.96	21,483.96	21,483.96
(ii) Trade payables	-	-	1,443.76	1,443.76	1,443.76
(iii) Foreign exchange forward contracts	-	1.57	-	1.57	1.57
(iv) Principal and interest rate swap	-	67.24	-	67.24	67.24
(v) Call spread option	-	42.58	-	42.58	42.58
(vi) Other financial liabilities	-	-	2,049.09	2,049.09	2,049.09
(vii) Financial guarantee contracts	-	-	110.13	110.13	110.13
Total	-	111.39	25,086.94	25,198.33	25,198.33

As at March 31, 2016

(₹ in crore)

Particulars	Fair value through consolidated statement of profit or loss	Derivative instruments not in hedging relationship	Amortised cost	Total Carrying value	Total Fair value
Financial assets					
(i) Investments (other than investments in associates and joint ventures)	1,786.41	-	70.72	1,857.13	1,857.13
(ii) Loans	-	-	446.88	446.88	446.88
(iii) Trade receivables	-	-	1,573.77	1,573.77	1,573.77
(iv) Cash and cash equivalents	-	-	1,192.62	1,192.62	1,192.62
(v) Bank balances other than cash and cash equivalents	-	-	2,619.92	2,619.92	2,619.92
(vi) Principal and interest rate swap	-	6.42	-	6.42	6.42
(vii) Other financial assets	-	-	1,973.59	1,973.59	1,973.59
Total	1,786.41	6.42	7,877.50	9,670.33	9,670.33
Financial liabilities					
(i) Borrowings	-	-	39,444.30	39,444.30	39,444.30
(ii) Trade payables	-	-	1,293.70	1,293.70	1,293.70
(iii) Foreign exchange forward contracts	-	0.21	-	0.21	0.21
(iv) Principal and interest rate swap	-	123.92	-	123.92	123.92
(v) Other financial liabilities	-	-	2,512.39	2,512.39	2,512.39
(vi) Financial guarantee contracts	-	-	7.27	7.27	7.27
Total	-	124.13	43,257.66	43,381.79	43,381.79

Notes to the consolidated financial statements for the year ended March 31, 2017

As at April 01, 2015

(₹ in crore)

Particulars	Fair value through consolidated statement of profit or loss	Derivative instruments not in hedging relationship	Amortised cost	Total Carrying value	Total Fair value
Financial assets					
(i) Investments (other than investments in associates and joint ventures)	1,012.39	-	61.44	1,073.83	1,073.83
(ii) Loans	-	-	485.31	485.31	485.31
(iii) Trade receivables	-	-	1,443.61	1,443.61	1,443.61
(iv) Cash and cash equivalents	-	-	1,472.37	1,472.37	1,472.37
(v) Bank balances other than cash and cash equivalents	-	-	4,030.30	4,030.30	4,030.30
(vi) Principal and interest rate swap	-	1.88	-	1.88	1.88
(vii) Cross currency swap	-	29.40	-	29.40	29.40
(viii) Other financial assets	-	-	1,994.68	1,994.68	1,994.68
Total	1,012.39	31.28	9,487.71	10,531.38	10,531.38
Financial liabilities					
(i) Borrowings	-	-	42,410.73	42,410.73	42,410.73
(ii) Trade payables	-	-	1,454.02	1,454.02	1,454.02
(iii) Foreign exchange forward contracts	-	12.84	-	12.84	12.84
(iv) Principal and interest rate swap	-	127.58	-	127.58	127.58
(v) Other financial liabilities	-	-	2,612.87	2,612.87	2,612.87
(vi) Financial guarantee contracts	-	-	7.46	7.46	7.46
Total	-	140.42	46,485.08	46,625.50	46,625.50

- (i) Investments in mutual fund, overseas fund by foreign subsidiaries, commercial paper, other fund and derivative instruments are mandatorily classified as fair value through consolidated statement of profit and loss.

(b) Fair value hierarchy

The following table provides an analysis of financial instruments that are measured subsequent to initial recognition at fair value, grouped into Level 1 to Level 3, as described below:

Quoted prices in an active market (Level 1): This level of hierarchy includes financial assets that are measured by reference to quoted prices (unadjusted) in active markets for identical assets or liabilities. This category consists of investment in quoted equity shares and mutual fund investments.

Valuation techniques with observable inputs (Level 2): This level of hierarchy includes financial assets and liabilities, measured using inputs other than quoted prices included within Level 1 that are observable for the asset or liability, either directly (i.e., as prices) or indirectly (i.e., derived from prices).

Valuation techniques with significant unobservable inputs (Level 3): This level of hierarchy includes financial assets and liabilities measured using inputs that are not based on observable market data (unobservable inputs). Fair values are determined in whole or in part, using a valuation model based on assumptions that are neither supported by prices from observable current market transactions in the same instrument nor are they based on available market data.

Notes to the consolidated financial statements for the year ended March 31, 2017

(₹ in crore)

Particulars	Fair value measurements at reporting date using			
	Total	Level 1	Level 2	Level 3
March 31, 2017				
Financial assets				
Investments (other than investments in associates and joint ventures)	3,057.40	2,974.53	-	82.87
Financial liabilities				
Principal and interest rate swap	67.24	-	67.24	-
Call spread option	42.58	-	42.58	-
Foreign exchange forward contracts	1.57	-	1.57	-
March 31, 2016				
Financial assets				
Investments (other than investments in associates and joint ventures)	1,857.13	1,786.41	-	70.72
Principal and interest rate swap	6.42	-	6.42	-
Financial liabilities				
Principal and interest rate swap	123.92	-	123.92	-
Foreign exchange forward contracts	0.21	-	0.21	-
April 01, 2015				
Financial assets				
Investments (other than investments in associates and joint ventures)	1,073.83	1,012.39	-	61.44
Principal and interest rate swap	1.88	-	1.88	-
Cross currency swap	29.40	-	29.40	-
Financial liabilities				
Principal and interest rate swap	127.58	-	127.58	-
Foreign exchange forward contracts	12.84	-	12.84	-

- (i) Short-term financial assets and liabilities are stated at carrying value which is approximately equal to their fair value.
- (ii) Derivative contracts are fair valued using market observable rates and published prices together with forecasted cash flow information where applicable.
- (iii) The Group enters into derivative financial instruments with various counterparties, principally financial institutions with investment grade credit ratings. Interest rate swaps are valued using valuation techniques, which employs the use of market observable inputs. The most frequently applied valuation techniques include forward pricing and swap models, using present value calculations. The models incorporate various inputs including the credit quality of counterparties, foreign exchange spot and forward rates, yield curves of the respective currencies, currency basis spreads between the respective currencies, interest rate curves and forward rate curves of the underlying commodity.
- (iv) Management uses its best judgement in estimating the fair value of its financial instruments. However, there are inherent limitations in any estimation technique. Therefore, for substantially all financial instruments, the fair value estimates presented above are not necessarily indicative of the amounts that the Group could have realised or paid in sale transactions as of respective dates. As such, fair value of financial instruments subsequent to the reporting dates may be different from the amounts reported at each reporting date.
- (v) There have been no transfers between Level 1, Level 2 and Level 3 for the years ended March 31, 2017, March 31, 2016 and April 01, 2015.

Notes to the consolidated financial statements for the year ended March 31, 2017

(c) Financial risk management objectives and policies

In the course of its business, the Group is exposed primarily to fluctuations in foreign currency exchange rates, interest rates, equity prices, liquidity and credit risk, which may adversely impact the fair value of its financial instruments. The Group has a risk management policy which not only covers the foreign exchange risks but also other risks associated with the financial assets and liabilities such as interest rate risks and credit risks. The risk management policy is approved by the Board of Directors. The risk management framework aims to:

- (i) create a stable business planning environment by reducing the impact of currency and interest rate fluctuations on the Group's business plan.
- (ii) achieve greater predictability to earnings by determining the financial value of the expected earnings in advance.

Market risk

Market risk is the risk of any loss in future earnings, in realisable fair values or in future cash flows that may result from a change in the price of a financial instrument. The value of a financial instrument may change as a result of changes in interest rates, foreign currency exchange rates, liquidity and other market changes. Future specific market movements cannot be normally predicted with reasonable accuracy.

(a) Market risk- Interest rate risk

Interest rate risk is the risk that the fair value or future cash flows of a financial instrument will fluctuate because of changes in market interest rates. The Group's exposure to the risk of changes in market interest rates relates primarily to the Group's long-term and short-term debt obligations with floating interest rates.

The Group manages its interest rate risk by having a balanced portfolio of fixed and variable rate loans and borrowings.

Interest rate sensitivity

The following table demonstrates the sensitivity to a reasonably possible change in interest rates on that portion of loans and borrowings affected. With all other variables held constant, the Group's profit before tax is affected through the impact on floating rate borrowings, as follows:

(₹ in crore)

Particulars	Increase/decrease in basis points	Effect on profit before tax
March 31, 2017		
INR	+50	59.90
INR	-50	(59.90)
March 31, 2016		
INR	+50	155.38
INR	-50	(155.38)

The assumed movement in basis points for the interest rate sensitivity analysis is based on the currently observable market environment.

(b) Market risk- Foreign currency risk

The fluctuation in foreign currency exchange rates may have potential impact on the consolidated statement of profit and loss and equity, where any transaction references more than one currency or where assets/liabilities are denominated in a currency other than the functional currency of the respective consolidated entities. Considering the countries and economic environment in which the Group operates, its operations are subject to risks arising from fluctuations in exchange rates in those countries.

The Group has entered into certain derivative contracts which are not designated as hedge. Refer note 52 for details.

i. Foreign currency exposure

The following table demonstrate the unhedged exposure in USD exchange rate as at March 31, 2017, March 31, 2016 and April 01, 2015. The Group's exposure to foreign currency changes for all other currencies is not material.

Notes to the consolidated financial statements for the year ended March 31, 2017

(Amount in crore)

Particulars	March 31, 2017	March 31, 2016	April 01, 2015
Cash and bank balances	5.69	21.71	27.74
Trade receivables	4.60	1.53	0.34
Property plant and equipment, capital work in progress, other intangibles, goodwill and intangible under development	12.08	11.53	12.25
Investments	57.11	58.03	62.46
Loans and Other assets	0.78	20.60	21.15
Trade payables	(4.25)	(5.46)	(6.97)
Borrowings	(108.46)	(165.75)	(149.33)
Other financial and other liabilities	(16.32)	(21.82)	(10.94)
Net assets/(liabilities) in USD	(48.77)	(79.63)	(43.30)
Net assets/(liabilities) in Rupees	(3,198.60)	(5,316.50)	(2,729.73)

ii. Foreign currency sensitivity

The following tables demonstrate the sensitivity to a reasonably possible change in USD exchange rates, with all other variables held constant. The impact on the Group's profit before tax is due to changes in the fair value of monetary assets and liabilities. The Group's exposure to foreign currency changes for all other currencies is not material.

(₹ in crore)

Particulars	March 31, 2017	March 31, 2016
	Impact on profit before tax	
USD Sensitivity		
INR/USD- Increase by 5%	(179.50)	(277.00)
INR/USD- Decrease by 5%	179.50	277.00

Credit Risk

Credit risk is the risk that counterparty will not meet its obligations under a financial instrument or customer contract, leading to a financial loss. Financial instruments that are subject to credit risk and concentration thereof principally consist of trade receivables, loans receivables, investments, cash and cash equivalents, derivatives and financial guarantees provided by the Group.

The carrying value of financial assets represents the maximum credit risk. The maximum exposure to credit risk was ₹ 19,012.80 crore, ₹ 14,358.37 crore, ₹ 15,229.55 crore as at March 31, 2017, March 31, 2016 and April 01, 2015 respectively, being the total carrying value of trade receivables, balances with bank, bank deposits, investments and other financial assets.

Customer credit risk is managed by each business unit subject to the Group's established policy, procedures and control relating to customer credit risk management. An impairment analysis is performed at each reporting date on an individual basis for major clients. The Group does not hold collateral as security.

The Group's exposure to customers is diversified and there is no concentration of credit risk with respect to any particular customer as at March 31, 2017, March 31, 2016 and April 01, 2015.

With respect to trade receivables / unbilled revenue, the Group has constituted the terms to review the receivables on a periodic basis and to take necessary mitigations, wherever required. The Group creates allowance for all unsecured receivables based on lifetime expected credit loss based on a provision matrix. The provision matrix takes into account historical credit loss experience and is adjusted for forward looking information. The expected credit loss allowance is based on the ageing of the receivables that are due and the rates used in the provision matrix.

Credit risk from balances with bank and financial institutions is managed by the Group's treasury department in accordance with the Group's policy. Investments of surplus funds are made only with approved counterparties and within credit limits assigned to each counterparty. The limits are set to minimise the concentration of risks and therefore mitigate financial loss through counterparty's potential failure to make payments.

Notes to the consolidated financial statements for the year ended March 31, 2017

In respect of financial guarantees provided by the Group to banks and financial institutions, the maximum exposure which the Group is exposed to is the maximum amount which the Group would have to pay if the guarantee is called upon. Based on the expectation at the end of the reporting period, the Group considers that it is more likely than not that such an amount will not be payable under the guarantees provided.

Liquidity risk

Liquidity risk refers to the risk that the Group cannot meet its financial obligations. The objective of liquidity risk management is to maintain sufficient liquidity and ensure that funds are available for use as per requirements. The Group has obtained fund and non-fund based working capital lines from various banks. Furthermore, the Group has access to funds from debt markets through convertible debentures, non-convertible debentures, bonds and other debt instruments. The Group invests its surplus funds in bank fixed deposit and in mutual funds, which carries no or low market risk.

The Group monitors its risk of a shortage of funds on a regular basis. The Group's objective is to maintain a balance between continuity of funding and flexibility through the use of bank overdrafts, bank loans, debentures, preference shares, sale of assets and strategic partnership with investors etc.

The following table shows a maturity analysis of the anticipated cash flows including interest obligations for the Group's financial liabilities on an undiscounted basis, which therefore differ from both carrying value and fair value. Floating rate interest is estimated using the prevailing interest rate at the end of the reporting period.

(₹ in crore)

Particulars	0-1 year	1 to 5 years	> 5 years	Total
March 31, 2017				
Borrowings (other than convertible preference shares)	2,593.33	9,300.56	9,796.24	21,690.13
Other financial liabilities	1,537.66	358.88	2,474.01	4,370.55
Trade payables	1,443.76	-	-	1,443.76
Total	5,574.75	9,659.44	12,270.25	27,504.44
March 31, 2016				
Borrowings (other than convertible preference shares)	6,934.06	11,880.83	19,748.41	38,563.31
Other financial liabilities	1,951.01	459.84	2,382.95	4,793.80
Trade payables	1,274.29	25.05	-	1,299.34
Total	10,159.36	12,365.72	22,131.36	44,656.45
April 01, 2015				
Borrowings (other than convertible preference shares)	7,050.57	15,108.20	18,563.37	40,722.15
Other financial liabilities	2,016.02	520.52	2,358.16	4,894.70
Trade payables	1,441.27	18.75	-	1,460.02
Total	10,507.86	15,647.47	20,921.53	47,076.87

(i) The above excludes any financial liabilities arising out of financial guarantee contract as detailed in Note 42.

Excessive risk concentration

Concentrations arise when a number of counterparties are engaged in similar business activities, or activities in the same geographical region, or have economic features that would cause their ability to meet contractual obligations to be similarly affected by changes in economic, political or other conditions. Concentrations indicate the relative sensitivity of the Group's performance to developments affecting a particular industry.

In order to avoid excessive concentrations of risk, the policies and procedures of the Group include specific guidelines to focus on the maintenance of a diversified portfolio. Identified concentrations of credit risks are controlled and managed accordingly.

Notes to the consolidated financial statements for the year ended March 31, 2017

54. Capital management

The Group's capital management is intended to create value for shareholders by facilitating the meeting of long-term and short-term goals of the Group.

The Group determines the amount of capital required on the basis of annual business plan coupled with long-term and short-term strategic investment and expansion plans. The funding needs are met through equity, cash generated from operations and sale of certain assets, long-term and short-term bank borrowings and issue of non-convertible / convertible debt securities and strategic partnership with investors.

For the purpose of the Group's capital management, capital includes issued equity capital, convertible preference share, share premium and all other equity reserves attributable to the equity holders of the Group.

The Group manages its capital structure and makes adjustments in light of changes in economic conditions and the requirements of the financial covenants. To maintain or adjust the capital structure, the Group may adjust the dividend payment to shareholders, return capital to shareholders or issue new shares. The Group monitors capital using a gearing ratio, which is total debt divided by total capital plus total debt. The Group's policy is to keep the gearing ratio at an optimum level to ensure that the debt related covenant are complied with.

(₹ in crore)

Particulars	March 31, 2017	March 31, 2016	April 01, 2015
Borrowings other than convertible preference shares (refer notes 19 and 24)	21,479.69	38,194.87	40,267.45
Total debt (i)	21,479.69	38,194.87	40,267.45
Capital components			
Equity share capital	603.59	603.59	436.13
Other equity	5,043.90	4,387.26	5,610.49
Non-controlling interests	1,713.55	1,259.48	1,486.25
Convertible preference shares (refer note 19)	4.27	1,249.43	2,143.28
Total Capital (ii)	7,365.31	7,499.76	9,676.15
Capital and borrowings (iii = i + ii)	28,845.00	45,694.63	49,943.60
Gearing ratio (%) (i / iii)	74.47%	83.59%	80.63%

In order to achieve this overall objective, the Group's capital management, amongst other things, aims to ensure that it meets financial covenants attached to the interest-bearing loans and borrowings that define capital structure requirements. Breaches in meeting the financial covenants would permit the bank to immediately call loans and borrowings. There have been no material breaches in the financial covenants of any interest-bearing loans and borrowings in the current period.

No changes were made in the objectives, policies or processes for managing capital during the years ended March 31, 2017 and March 31, 2016.

55. Disclosure in terms of Ind AS 11 - Construction contracts

Particulars	March 31, 2017 ₹ in crore	March 31, 2016 ₹ in crore	April 01, 2015 ₹ in crore
Contract revenue recognised during the year	379.23	174.34	112.34
Aggregate cost incurred and recognised profits (less recognised losses) up to the reporting date for contracts in progress	2,312.34	1,933.12	2,252.61
Amount of customer advances outstanding	381.72	270.97	75.82
Retention money due from customers for contracts in progress	10.89	3.17	47.16
Gross amount due from customers for contract works as an asset (unbilled portion) (net of provision for doubtful debt receivable)	315.78	124.03	84.88

56 First Time Adoption of Ind AS

These consolidated financial statements, for the year ended March 31, 2017, are the first, the Group have prepared in accordance with Ind AS. For the periods upto the year ended March 31, 2016, the Group prepared its consolidated financial statements in accordance with accounting standards notified under section 133 of the Companies Act 2013, read together with paragraph 7 of the Companies (Accounts) Rules, 2014 and Amendment thereof ('Indian GAAP' or previous GAAP').

Notes to the consolidated financial statements for the year ended March 31, 2017

Accordingly, the Group has prepared consolidated financial statements which comply with Ind AS applicable for the year ended March 31, 2017, together with the comparative period data as at and for the year ended March 31, 2016, as described in the summary of significant accounting policies. In preparing these consolidated financial statements, the Group's opening balance sheet was prepared as at April 01, 2015, the Group's date of transition to Ind AS. This note explains the principal adjustments made by the Group in restating its previous GAAP consolidated financial statements, including the balance sheet as at April 01, 2015 and the financial statements as at and for the year ended March 31, 2016.

Exemptions applied:

Ind AS 101 allows first-time adopters certain exemptions from the retrospective application of certain requirements under Ind AS. The Group has applied the following material exemptions:

Exemptions:

Estimates

The estimates as at April 01, 2015 and as at March 31, 2016 are consistent with those made for the same dates in accordance with Indian GAAP apart from the Impairment of financial assets based on Expected Credit Loss (ECL) model where application of Indian GAAP did not require estimation and corrections of deemed costs of PPE as detailed in note 56(3).

The estimates used by the Group to present these amounts in accordance with Ind AS reflect conditions as at April 01, 2015 the date of transition to Ind AS, and as of March 31, 2016.

De-recognition of financial assets and liabilities

The Group has elected to apply the de-recognition provisions of Ind AS 109 prospectively from the date of transition to Ind AS.

Classification and measurement of financial assets

The Group has classified the financial assets in accordance with Ind AS 109 on the basis of facts and circumstances that exist at the date of transition to Ind AS.

Deemed cost-Previous GAAP carrying amount: (Property, plant and equipment, Intangible Assets, Capital work in progress, Intangible assets under development and Investment properties)

The Group has elected to avail exemption under Ind AS 101 to use previous GAAP carrying value as deemed cost at the date of transition for all items of Property, plant and equipment, Intangible Assets, Capital work in progress, Intangible assets under development and Investment properties as per the balance sheet prepared in accordance with previous GAAP.

Equity accounting of joint ventures and changes in scope of consolidation

In accordance with Ind AS 28, 'Investments in Associates and Joint Ventures', the Group has accounted for its joint ventures using the equity method unlike proportionate line by line method under the previous GAAP. In addition, certain entities consolidated as subsidiaries under the previous GAAP have been consolidated as joint ventures and accounted for using the equity method under Ind AS.

Long Term Foreign Currency Monetary Items: (Long term foreign currency borrowings)

As per Paragraph D13AA of Ind AS 101 a first-time adopter may continue the policy adopted for accounting for exchange differences arising from translation of long-term foreign currency monetary items recognised in the financial statements for the period ending immediately before the beginning of the first Ind AS financial reporting period as per the previous GAAP.

The Group has elected to continue to the aforementioned accounting as per the previous GAAP.

Cumulative translation differences

Ind AS 21 'The effects of changes in Foreign Exchange Rates' requires an entity to recognize the translation differences relating to foreign operations in other comprehensive income (and accumulate them in a separate component of equity) and on disposal of such foreign operation, to reclassify the cumulative translation difference for that foreign operation from equity to profit or loss as part of the gain or loss on disposal. Ind AS 101 allows an entity to elect not to apply the requirements of Ind AS 21 retrospectively and to deem the cumulative translation differences for all foreign operations to be zero as at the date of transition. The Group has elected to avail the above exemption.

Notes to the consolidated financial statements for the year ended March 31, 2017

Business combinations

Ind AS 101 provides the option to apply Ind AS 103 prospectively. This provides relief from full retrospective application that would require restatement of all business combinations prior to the transition date.

The Group has elected to apply Ind AS 103 prospectively to business combinations occurring after its transition date. Business combinations occurring prior to the transition date have not been restated.

Government loans

Pursuant to Ind AS 101.B10, in case of Loan from Government, the Group have chosen to apply the requirements of Ind AS 109 'Financial Instruments', and Ind AS 20 'Accounting for Government Grants and Disclosure of Government Assistance', prospectively to government loans existing at the date of transition to Ind AS.

Reconciliation of total equity between previous GAAP and Ind AS.

(₹ in crore)

Particulars	Notes	March 31, 2016	April 01, 2015
Equity as reported under previous GAAP, including non controlling interest		7,588.61	9,659.73
Debt component of compound financial instruments	56 (1a) & (1b)	(588.07)	(1,590.80)
Impact on account of preference share accounted as financial liability	56 (1a) & (1b)	(860.33)	(617.88)
Impact due to acquisition of entity under common control	56 (2)	(197.09)	(197.09)
Impact on accounting of treasury shares on consolidation of staff welfare trust	56 (5)	(101.54)	(101.54)
Other adjustments		408.75	380.45
Equity as per Ind AS		6,250.33	7,532.87

Total Comprehensive Income / (Loss) reconciliation for the year ended March 31, 2016

(₹ in crore)

Particulars	Notes	March 31, 2016
Profit / (loss) after tax and before minority interest under previous GAAP		(2,004.36)
Add / (less): Ind AS Adjustments;		
Impact on account of preference shares accounted as financial liability	56 (1a) & (1b)	(242.45)
Impact on account of accounting of debenture redemption premium and security issue expenses previously adjusted against the securities premium account	56 (6)	(248.00)
Others		(254.47)
Profit/ (loss) after tax for the year as per Ind AS		(2,749.28)
Other comprehensive income / (expenses) (net of tax)	56 (16)	32.71
Total Comprehensive Income / (Loss) for the year under Ind AS		(2,716.57)

Notes to the reconciliations between previous GAAP and Ind AS**1 Convertible preference shares**

a The Group has issued convertible preference shares. The preference shares carry fixed cumulative dividend which is non-discretionary. Under Indian GAAP, the preference shares were classified as equity and dividend payable thereon was treated as distribution of profit.

Under Ind AS, convertible preference shares are separated into liability and equity components based on the terms of the contract. Interest on liability component is recognised using the effective interest method.

b GEL has issued convertible preference shares. Under previous GAAP, the preference shares were classified as equity. Under Ind AS, these preference shares have been accounted as a financial liability using amortised costs. Interest on liability component is recognised using the effective interest method.

Notes to the consolidated financial statements for the year ended March 31, 2017

2 Common control transaction under business combination

RSSL, a subsidiary of the Group, was acquired during the year ended March 31, 2016 and was accordingly consolidated on a line by line basis in the consolidated financial statements for the year then ended. However, under Ind AS 103, RSSL being a fellow subsidiary of the Group prior to acquisition of stake by the Group in RSSL, the transaction falls under the purview of common control transactions.

Accordingly, the Group has consolidated RSSL as on the transition date and the excess consideration on acquisition has been adjusted against capital reserve in the consolidated financial statements for the year ended March 31, 2017.

3 Correction of deemed costs of PPE

- a In respect of gas based power plant at Rajahmundry held by GREL, pending securing supply of requisite natural gas, the Group had put on hold active construction work of the plant from the period July 2012 to June 2015. The management of the Group was of the view that the indirect expenditure attributable to the construction of the project and borrowing costs incurred during the period of uncertainty around securing gas supplies qualifies for capitalisation under paragraphs 9.3 and 9.4 of Accounting Standard ('AS') -10 and paragraphs 18 and 19 of AS -16 under the previous GAAP. GREL had approached the Ministry of Corporate Affairs ('MCA') and sought clarification / relaxation on applicability of the aforementioned paragraphs to the gas availability situation. MCA vide its General Circular No. 35/2014 dated August 27, 2014 on capitalisation under AS-10 and capitalisation of borrowing cost during extended delay in commercial production has clarified that only such expenditure which increases the worth of the assets can be capitalised to the cost of the fixed assets as prescribed by AS 10 and AS 16. Further the circular stated that costs incurred during the extended delay in commencement of commercial production after the plant is otherwise ready does not increase the worth of fixed assets and therefore such costs cannot be capitalised. The Group approached MCA seeking further clarification on the applicability of the said Circular to its Rajahmundry plant. The statutory auditor had qualified their audit report stating that the aforesaid capitalisation of such expenses was not in compliance with the relevant accounting standards.

In view of the non-receipt of the requisite clarifications, during the year ended March 31, 2017, the Group has restated the consolidated statement of profit and loss for the year ended March 31, 2016 by ₹ 103.38 crore being the indirect costs and borrowing costs incurred during the year ended March 31, 2016 and has adjusted ₹ 1,104.92 crore with the consolidated equity being the aforesaid expenses incurred prior to April 01, 2015 in accordance with the requirements of Ind AS - 8 "Accounting Policies, Changes in Accounting Estimates and Errors".

- b GCEL had not capitalised Unit 1 of its power plant from the declared date of commercial operation, which is June 01, 2015. During the year ended March 31, 2015, GCEL was allotted two coal mines to meet its fuel requirements. The management was of the view that these coal mines have become integral part of the power plant and Unit 1 of the power plant is linked to one of the coal mines for the purpose of its operations and it will commence production once the coal mine becomes operational. The said mine had started extraction from August 01, 2015, however the coal extracted was not sufficient to consider the coal mine operational to run Unit 1 of its power plant on a continuous basis. Post ramp-up of coal production, GCEL has started commercial generation of power from Unit 1 of the power plant from November 01, 2015 and has declared COD of Unit 1 along with one of its mines w.e.f. October 31, 2015. In view of the same, cost of Unit 1 of the power plant and one of its coal mines is considered as project costs and accordingly the Group had capitalised indirect expenditure and borrowing costs incurred during the period June 01, 2015 to October 31, 2015 and also had not charged depreciation w.e.f June 01, 2015 in the consolidated financial statements for the year ended March 31, 2016. The statutory auditor had qualified their audit report stating that the aforesaid capitalisation of such expenses was not in compliance with the relevant accounting standards.

However, during the year ended March 31, 2017, in accordance with the requirements of Ind AS - 8, the Group has restated the consolidated statement of profit and loss for the year ended March 31, 2016 by ₹ 243.43 crore being the indirect costs and borrowing costs incurred during the year ended March 31, 2016 and ₹ 106.72 crore being the depreciation and amortization expenses for the said year.

4 Unconsolidated subsidiaries and joint ventures

In accordance with Ind AS 28, 'Investments in Associates and Joint Ventures', the Group has accounted for its joint ventures using the equity method unlike proportionate line by line method under the previous GAAP. In addition, certain entities consolidated as subsidiaries under the previous GAAP have been consolidated as joint ventures and accounted for using the equity method under Ind AS.

5 Treasury shares

The Group has created a Staff welfare Trust ('SWT') for providing staff welfare to its employees. The Group treats SWT as its extension and shares held by SWT are treated as treasury shares. Own equity instruments that are reacquired (treasury shares) are recognised at cost and deducted from equity.

6 Financial Instruments

- a In accordance with Ind AS 109 'Financial Instruments', investments in quoted equity instruments (other than in subsidiaries, associates and joint ventures) have been recognised at fair value at each reporting date.
- b In accordance with Ind AS 109, premium payable on redemption, transaction costs on issue of bonds, debentures and borrowings are required to be considered as effective finance costs and recognised in the consolidated statement of profit and loss using the effective interest rate.

Notes to the consolidated financial statements for the year ended March 31, 2017

Consequently, premium on redemption and transaction costs adjusted against securities premium account or amortised using a different approach under the previous GAAP have been reversed and are now recognised through the consolidated statement of profit and loss using effective interest rate.

- c In accordance with Ind AS 109 investments in mutual funds are recognised at fair value through the consolidated statement of profit and loss at each reporting period.
- d In accordance with Ind AS 109, all derivative financial instruments are recognised at fair value as at each reporting date through the consolidated statement of profit and loss

7 Security deposit

Under previous GAAP, interest free security deposit received from concessionaire and commercial property developer and interest free security deposit given for lease (that are refundable in cash on completion of its term) were recorded at their transaction value. The Group has fair valued these financial liabilities/assets i.e. security deposits taken/given under Ind AS. Difference between the fair value and transaction value of the security deposit has been recognised as deferred revenue/ prepaid rent.

8 Advance development cost from Commercial property developers

Under previous GAAP, the advance development cost received from commercial property developers was recorded at transaction value. Further, per management, entire amount received or receivable was to be utilised for development of common infrastructure and accordingly, no refund of unutilised advances was expected. Under Ind AS, the advance development cost received from commercial property developers and the related expense is considered as revenue and expenses in the consolidated statement of profit and loss.

9 Marketing fund

Under previous GAAP, the Group was doing fund accounting for the marketing fees collected from concessionaires and maintained separate books of accounts for the fund balance. Under Ind AS, Marketing is considered as a specific service being provided by certain entities of the Group and accordingly, all the billing and utilisation have been accounted as income and expenses of the Group. On the date of transition, the marketing fund liability existing on such date has been reversed with a corresponding adjustment to retained earnings.

10 Leases

As per Ind AS 17, 'Leases', the Group has assessed long term arrangements, fulfilment of which is dependant on use of specified assets and where the Group has the right to control the use of such assets for being in the nature of a lease.

This resulted in certain arrangements being treated as a lease and classified as finance lease. The impact on total equity and profit and loss is on account of timing difference in recognition of expenses under the lease accounting model as compared to those recognised under the previous GAAP.

11 Reversal of proposed dividend

In accordance with Ind AS 8 'Accounting Policies, Changes in Accounting Estimates and Errors', dividend recommended by the Board of Directors is recognised only once approved by the shareholders as compared to the previous GAAP where it was considered as an adjusting event."

12 Non-controlling interests

Under the previous GAAP, non-controlling interest was not considered as part of total equity and was presented separately. In the consolidated statement of profit and loss, share of non-controlling interest for the year was shown as a deduction from Group's profit or loss.

Under Ind AS, non-controlling interests are considered as a part of total equity and its share in profit or loss for the year and total comprehensive income is shown as an allocation instead of as a deduction from profit or loss for the year.

Further, under Ind AS, profit or loss and each component of other comprehensive income is attributed to the owners of the Company and to non-controlling interests even if this results in the non-controlling interests having a deficit balance. Under the previous GAAP, the excess of such losses attributable to non-controlling interests over its interest in the equity of subsidiary was attributed to the owners of the Company.

13 Deferred Taxes

In accordance with Ind AS 12, 'Income Taxes', the Group on transition to Ind AS has recognised deferred tax on temporary differences, i.e. based on balance sheet approach as compared to the earlier approach of recognising deferred taxes on timing differences, i.e. profit and loss approach.

The tax impacts as above primarily represent deferred tax consequences arising out of Ind AS re measurement changes.

14 Applicability of SCA in annuity road projects

Under the previous GAAP, the Group had capitalised expenditures incurred towards construction of roads as carriageways under Intangible assets. Under Ind AS, in case of annuity based carriageways, the Group recognises financial assets to the extent that it has an unconditional right to

Notes to the consolidated financial statements for the year ended March 31, 2017

receive cash or another financial asset from or at the direction of the grantor as per the requirements of Appendix A to Ind AS 11.

15 Expected credit loss

The provision is made against trade receivables based on "expected credit loss" model as per Ind AS 109. Under previous GAAP the provision was made when the receivable turned doubtful based on the assessment on case to case basis."

16 Other comprehensive income

Under Ind AS, all items of income and expense recognised during the year are included in the profit or loss for the year, unless Ind AS requires or permits otherwise. Items that are not recognised in profit or loss but are shown in the consolidated statement of profit and loss and other comprehensive income include re-measurements gains or losses on defined benefit plans and foreign currency translation differences of foreign subsidiaries.

The concept of other comprehensive income did not exist under the previous GAAP.

17 Statement of cash flows

Under the previous GAAP, joint ventures were consolidated using line by line proportionate method whereas under Ind AS joint ventures have been accounted for using the equity method. As a result, proportionate cash flows for operating, investing and financing activities including cash and cash equivalents of joint ventures included in the consolidated cash flow under the previous GAAP do not form part of consolidated cash flow under Ind AS.

18 Previous year figures

The figures of the previous periods have been regrouped/reclassified, where necessary, to conform with the current year's classification.

57. Events after the reporting period

Subsequent to the year ended March 31, 2017, as detailed in note 36 (h), the Group has entered into a Memorandum of Understanding with PTGEMS for the sale of entire stake in PTDSU, a subsidiary of the Company.

58. Standards issued but not yet effective

In March 2017, the Ministry of Corporate Affairs issued the Companies (Indian Accounting Standards) (Amendments) Rules, 2017, notifying amendments to Ind AS 7, 'Statement of cash flows'. These amendments are in accordance with the recent amendments made by International Accounting Standards Board (IASB) to IAS 7, 'Statement of cash flows'. The amendments are applicable to the Company from 1 April 2017.

Amendment to Ind AS 7:

The amendment to Ind AS 7 requires the entities to provide disclosures that enable users of financial statements to evaluate changes in liabilities arising from financing activities, including both changes arising from cash flows and non-cash changes, suggesting inclusion of a reconciliation between the opening and closing balances in the balance sheet for liabilities arising from financing activities, to meet the disclosure requirement. The Group is currently evaluating the requirements of the amendment and has not yet determined the impact on the consolidated financial statements.

59. Certain amounts (currency value or percentages) shown in the various tables and paragraphs included in the consolidated financial statements have been rounded off or truncated as deemed appropriate by the management of the Group.

60. The comparatives given in the consolidated financial statements have been compiled after making necessary Ind AS adjustments to the respective audited consolidated financial statements under previous GAAP to give a true and fair view in accordance with Ind AS.

As per our report of even date

For S. R. Batliboi & Associates LLP
ICAI firm registration number: 101049W / E300004
Chartered Accountants

per Sandeep Karnani
Partner
Membership number: 061207

Place: New Delhi
Date: June 01, 2017

For and on behalf of the Board of Directors of
GMR Infrastructure Limited

G M Rao
Executive Chairman
DIN: 00574243

Madhva Bhimacharya Terdal
Group CFO

Place: New Delhi
Date: June 01, 2017

Grandhi Kiran Kumar
Managing Director
DIN: 00061669

Adishavataaram Cherukupalli
Company Secretary

INDEPENDENT AUDITOR'S REPORT

To the Members of GMR Infrastructure Limited

Report on the Standalone Ind AS Financial Statements

We have audited the accompanying standalone Ind AS financial statements of GMR Infrastructure Limited ("the Company"), which comprise the Balance Sheet as at March 31, 2017, the Statement of Profit and Loss including the Statement of Other Comprehensive Income, the Cash Flow Statement and the Statement of Changes in Equity for the year then ended, and a summary of significant accounting policies and other explanatory information.

Management's Responsibility for the Ind AS financial statements

The Company's Board of Directors is responsible for the matters stated in Section 134(5) of the Companies Act, 2013 ("the Act") with respect to the preparation of these standalone Ind AS financial statements that give a true and fair view of the financial position, financial performance including other comprehensive income, cash flows and changes in equity of the Company in accordance with accounting principles generally accepted in India, including the Accounting Standards specified under section 133 of the Act, read with the Companies (Indian Accounting Standards) Rules, 2015, as amended. This responsibility also includes maintenance of adequate accounting records in accordance with the provisions of the Act for safeguarding of the assets of the Company and for preventing and detecting frauds and other irregularities; selection and application of appropriate accounting policies; making judgments and estimates that are reasonable and prudent; and the design, implementation and maintenance of adequate internal financial control that were operating effectively for ensuring the accuracy and completeness of the accounting records, relevant to the preparation and presentation of the Ind AS financial statements that give a true and fair view and are free from material misstatement, whether due to fraud or error.

Auditor's Responsibility

Our responsibility is to express an opinion on these standalone Ind AS financial statements based on our audit. We have taken into account the provisions of the Act, the accounting and auditing standards and matters which are required to be included in the audit report under the provisions of the Act and the Rules made there under. We conducted our audit in accordance with the Standards on Auditing, issued by the Institute of Chartered Accountants of India, as specified under Section 143(10) of the Act. Those Standards require that we comply with ethical requirements and plan and perform the audit to obtain reasonable assurance about whether the standalone Ind AS financial statements are free from material misstatement.

An audit involves performing procedures to obtain audit evidence about the amounts and disclosures in the standalone Ind AS financial statements. The procedures selected depend on the auditor's judgment, including the assessment of the risks of material misstatement of the standalone Ind AS financial statements, whether due to fraud or error. In making those risk assessments, the auditor considers internal financial control relevant to the Company's preparation of the standalone Ind AS financial statements that give a true and fair view in order to design audit procedures that

are appropriate in the circumstances. An audit also includes evaluating the appropriateness of accounting policies used and the reasonableness of the accounting estimates made by the Company's Directors, as well as evaluating the overall presentation of the standalone Ind AS financial statements. We believe that the audit evidence we have obtained is sufficient and appropriate to provide a basis for our qualified audit opinion on the standalone Ind AS financial statements.

Basis for qualified opinion

As detailed in note 5(9), GMR Hyderabad Vijayawada Expressways Private Limited ('GHVEPL') a subsidiary of the Company, has been incurring losses since the commencement of its commercial operations. As detailed in the aforesaid note, the management believes that these losses are on account of certain events constituting a Change in Law as per the Concession Agreement with National Highways Authority of India ('NHAI') and accordingly, GHVEPL is entitled to a claim for losses and hence, has initiated arbitration to recover the losses. We were unable to obtain sufficient appropriate audit evidence about the carrying value of the Company's investment (including advances) of ₹ 320.06 crore in GHVEPL in the accompanying standalone Ind AS financial statements of the Company.

Qualified opinion

In our opinion and to the best of our information and according to the explanations given to us, except for the possible effects of the matter described in the Basis for Qualified Opinion paragraph above, the aforesaid standalone Ind AS financial statements give the information required by the Act in the manner so required and give a true and fair view in conformity with the accounting principles generally accepted in India, of the state of affairs of the Company as at March 31, 2017, of its loss including other comprehensive loss, its cash flows and the changes in equity for the year ended on that date.

Emphasis of Matter

We draw attention to the following matters in the notes to the accompanying standalone Ind AS financial statements for the year ended March 31, 2017:

- a) Note 5(6) regarding losses being incurred by GMR Ambala Chandigarh Expressways Private Limited ('GACEPL') since the commencement of its commercial operations and ongoing arbitration regarding compensation for losses arising as a result of diversion of partial traffic on parallel roads. Based on management's internal assessment and a legal opinion obtained by the management of GACEPL, the investments in GACEPL have been carried at cost and accordingly, no provision for diminution in the value of investments has been made in the accompanying standalone Ind AS financial statements for the year ended March 31, 2017.
- b) Note 5(7) regarding (i) reduction of operations and the losses, including cash losses incurred by GMR Energy Limited ('GEL') and GMR Vemagiri Power Generation Limited ('GVPGL'), and the consequent erosion of net worth of these entities resulting from the unavailability of adequate supply of natural gas and (ii) rescheduling of the commercial operation date and the repayment of certain project loans by GMR Rajahmundry


Energy Limited ('GREL') and the consequent implementation of the Strategic Debt Restructuring Scheme to convert part of the debt outstanding into equity and to undertake flexible structuring of balance debt for improving viability and revival of the project pending linkage of natural gas supply. Continued uncertainty exists as to the availability of adequate supply of natural gas which is necessary to conduct operations at varying levels of capacity in the future and the appropriateness of the going concern assumption of these entities is dependent on the ability of the aforesaid entities to establish consistent profitable operations as well as raising adequate finance to meet short term and long term obligations. In the opinion of the management of the Company, no further provision for diminution in the value of investments is considered necessary in the accompanying standalone Ind AS financial statements for the year ended March 31, 2017 for the reasons explained in the said note.

- c) Note 5(8) regarding uncertainties in tying up power and fuel supply agreements, achieving profitability in operations, achievement of final mega power status, fuel linkage tie ups, refinancing of existing loans at lower rates of interest and other key assumptions made in the valuation assessment of the investments in GMR Chhattisgarh Energy Limited ('GCEL'). The carrying value of the investments in GCEL is critically dependent upon the achievement of the key assumptions as discussed in the aforesaid note. In the opinion of the management of the Company, no further provision for diminution in the value of investments is considered necessary in the accompanying standalone Ind AS financial statements for the year ended March 31, 2017 for the reasons explained in the said note.
- d) Note 5(11) regarding the achievement of certain key assumptions made by the management in the valuation assessment of its investments in entities which are engaged in the operation and development of coal mines. In the opinion of the management of the Company, no provision for diminution in the value of investments is considered necessary at this stage in the accompanying standalone Ind AS financial statements for the year ended March 31, 2017 for the reasons explained in the said note.
- e) Note 5(12) regarding the call option exercised by the Company to acquire Class A Compulsorily Convertible Preference Shares ("CCPS A"), issued by GMR Airports Limited ('GAL') to the Private Equity Investors ('the Investors'), subject to obtaining the requisite regulatory approvals. However, the Investors have initiated arbitration proceedings against GAL and the Company, seeking conversion of CCPS A. In view of ongoing arbitration, and considering the uncertainty regarding the conversion / settlement of CCPS A, no adjustments have been made for the call option exercised by the Company to purchase CCPS A and for reasons as explained in the aforesaid note. Class B Compulsorily Convertible Preference Shares ("CCPS B") issued to the Company continue to be carried at cost of ₹ Nil.

Our opinion is not qualified in respect of these aforesaid matters.

Report on Other Legal and Regulatory Requirements

1. As required by the Companies (Auditor's report) Order, 2016 ("the Order") issued by the Central Government of India in terms of sub-section (11) of section 143 of the Act, we give in the Annexure 1 a statement on the matters specified in paragraphs 3 and 4 of the Order.
2. As required by section 143(3) of the Act, we report that:
 - (a) We have sought and, obtained all the information and explanations which to the best of our knowledge and belief were necessary for the purpose of our audit;
 - (b) In our opinion proper books of account as required by law have been kept by the Company so far as appears from our examination of those books;
 - (c) The Balance Sheet, Statement of Profit and Loss including the Statement of Other Comprehensive income, Cash Flow Statement and Statement of Changes in Equity dealt with by this Report are in agreement with the books of account;
 - (d) Except for the possible effects of the matter described in the Basis for Qualified Opinion paragraph above, in our opinion, the aforesaid standalone Ind AS financial statements comply with the Accounting Standards specified under section 133 of the Act, read with the Companies (Indian Accounting Standards) Rules, 2015, as amended;
 - (e) The matter described in the Basis for Qualified Opinion paragraph and Emphasis of Matter paragraph above, in our opinion, may have an adverse effect on the functioning of the Company;
 - (f) On the basis of written representations received from the directors as on March 31, 2017, and taken on record by the Board of Directors, none of the directors is disqualified as on March 31, 2017, from being appointed as a director in terms of section 164 (2) of the Companies Act, 2013;
 - (g) The qualification relating to the maintenance of accounts and other matters connected therewith are as stated in the Basis for Qualified Opinion paragraph above.
 - (h) With respect to the adequacy of the internal financial controls over financial reporting of the Company and the operating effectiveness of such controls, refer to our separate Report dated June 01, 2017 in "Annexure II" to this report;
 - (i) With respect to the other matters to be included in the Auditor's Report in accordance with Rule 11 of the Companies (Audit and Auditors) Rules, 2014, in our opinion and to the best of our information and according to the explanations given to us:



- i. The Company has disclosed the impact of pending litigations on its financial position in its standalone Ind AS financial statements - Refer Note 36 to the standalone Ind AS financial statements;
- ii. Except for the possible effect of the matter described in the Basis for Qualified Opinion paragraph, the Company did not have any long-term contracts including derivative contracts for which there were any material foreseeable losses.
- iii. There has been no delay in transferring amounts, required to be transferred, to the Investor Education and Protection Fund by the Company.
- iv. The Company has provided requisite disclosures in Note 13 to these standalone Ind AS financial statements as to the holding of Specified Bank Notes (SBNs) on November 8, 2016 and December 30, 2016 as well as dealings in Specified Bank Notes during the period from November 8, 2016 to December 30, 2016. Based on audit procedures and relying on management

representations, except for the segregation between SBNs and other denominations as more fully described in Note 13 to these standalone Ind AS financial statements upon which we are unable to comment on in the absence of necessary details, we report that the amounts disclosed in the said note is in accordance with the books of account maintained by the Company and produced to us for verification.

For S.R. BATLIBOI & ASSOCIATES LLP
Chartered Accountants
ICAI Firm Registration Number: 101049W/E300004

per Sandeep Karnani
Partner
Membership number: 061207

Place: New Delhi
Date: June 01, 2017

Annexure I referred to in clause 1 of paragraph on the report on other legal and regulatory requirements of our report of even date

Re: GMR Infrastructure Limited

- (i) (a) The Company has maintained proper records showing full particulars, including quantitative details and situation of fixed assets;
- (b) Fixed assets have not been physically verified by the management during the year in accordance with a planned programme of verifying them once in three years which, in our opinion, is reasonable having regard to the size of the Company and the nature of its assets.
- (c) According to the information and explanations given to us by the management of the Company, the title deeds of immovable properties included in fixed assets are held in the name of the Company.
- (ii) The management has conducted physical verification of inventory at reasonable intervals during the year and no material discrepancies were noticed on such physical verification.
- (iii) According to the information and explanations given to us by the management of the Company, the Company has not granted any loans, secured or unsecured to companies, firms, limited liability partnerships or other parties covered in the register maintained under section 189 of the Act. Accordingly, the provisions of clause 3(iii)(a), (b) and (c) of the Order are not applicable to the Company and hence not commented upon.
- (iv) In our opinion and according to the information and explanations given to us by the management of the Company, there are no loans, guarantees, and securities granted in respect of which provisions of sections 185 and 186 of the Act are applicable and hence not commented upon. In our opinion and according to the information and explanations given to us, provisions of section 186 of the Companies Act 2013 in respect of investments made has been complied with by the Company.
- (v) The Company has not accepted any deposits from the public.
- (vi) We have broadly reviewed the books of account maintained by the Company pursuant to the rules made by the Central Government for the maintenance of cost records under section 148(1) of the Act, related to the construction activities and are of the opinion that prima facie, the specified accounts and records have been made and maintained. We have not, however, made a detailed examination of the same.
- (vii) (a) Undisputed statutory dues including employees' state insurance, sales-tax, wealth-tax, duty of customs, duty of excise, value added tax, cess and other material statutory dues as applicable to the Company, have generally been regularly deposited with the appropriate authorities though there have been delays in remittance of service tax, tax deducted at source and provident fund in a few cases.


- (b) According to the information and explanations given to us by the management of the Company, no undisputed amounts payable in respect of provident fund, employees' state insurance, income-tax, wealth-tax, service tax, sales-tax, duty of customs, duty of excise, value added tax, cess and other material statutory dues were outstanding, at the year end, for a period of more than six months from the date they became payable.
- (c) According to the records of the Company, the dues outstanding of income-tax, sales-tax, service tax, duty of customs, duty of excise, value added tax and cess on account of any dispute, are as follows:

(₹ in Crore)

Name of the statute	Nature of dues	Amount (₹ in Crore)	Period for which amounts relates to	Forum where dispute is pending
Finance Act, 1994	Service tax	41.53	October 2007 to March 2014	Commissioner of Service Tax, Bangalore
Central Excise Act, 1944	Central excise duty (including penal charges and excluding interest)	1.03	March 2011 to December 2012	Office of the Commissioner of Customs, Central Excise and Service Tax, Hyderabad-III Commissionerate
Odisha Value Added Tax Act, 2004	Value Added Tax	2.40	November 2012 to March 2015	Deputy Commissioner of Commercial Taxes, Bhubaneswar
Income Tax Act, 1961	Income Taxes*	77.78	FY 2006-07 to 2012-13	Commissioner of Income Tax (Appeals)

*Net of ₹ 76.77 Crore paid by the Company.

- (viii) In our opinion and according to the information and explanations given by the management, the Company has not defaulted in repayment of loans or borrowing to a financial institution, bank or government or dues to debenture holders as at March 31, 2017.
- (ix) According to the information and explanations given to us by the management, the Company has not raised any money way of initial public offer / further public offer / debt instruments. In our opinion and according to the information and explanations given to us by the management of the Company, the Company has utilized the monies raised by way of term loans for the purposes for which they were raised.
- (x) Based upon the audit procedures performed for the purpose of reporting the true and fair view of the financial statements and according to the information and explanations given to us by the management of the Company, we report that no fraud by the Company or no material fraud on the Company by the officers and employees of the Company has been noticed or reported during the year.



- (xi) According to the information and explanations given to us by the management of the Company, the managerial remuneration has been paid / provided in accordance with the requisite approvals mandated by the provisions of section 197 read with Schedule V to the Act.
- (xii) In our opinion, the Company is not a Nidhi Company. Therefore, the provisions of clause 3(xii) of the Order are not applicable to the Company and hence not commented upon.
- (xiii) According to the information and explanations given to us by the management of the Company, transactions with the related parties are in compliance with section 177 and 188 of the Act, where applicable, and the details have been disclosed in the notes to the financial statements, as required by the applicable accounting standards.
- (xiv) According to the information and explanations given to us and on an overall examination of the balance sheet, the Company has not made any preferential allotment or private placement of shares or fully or partly convertible debentures during the year under review and hence, reporting requirements under clause 3(xiv) are not applicable to the Company and, not commented upon.
- (xv) According to the information and explanations given to us by the management of the Company, the Company has not entered into any non-cash transactions with directors or persons connected with him as referred to in section 192 of the Act.
- (xvi) According to the information and explanations given to us and based on a legal opinion obtained by the management of the Company, the provisions of section 45-IA of the Reserve Bank of India Act, 1934 are not applicable to the Company

For S. R. BATLIBOI & ASSOCIATES LLP
Chartered Accountants
ICAI Firm Registration Number: 101049W/E300004

per Sandeep Karnani
Partner
Membership number: 061207

Place: New Delhi
Date: June 01, 2017

Annexure II to the to the Independent auditor’s report of even date on the Standalone Ind AS financial statements of GMR Infrastructure Limited

Report on the Internal Financial Controls under Clause (i) of Sub-section 3 of Section 143 of the Companies Act, 2013 (‘the Act’)

We have audited the internal financial controls over financial reporting of GMR Infrastructure Limited (‘the Company’) as of March 31, 2017 in conjunction with our audit of the Standalone Ind AS financial statements of the Company for the year ended on that date.

Management’s Responsibility for Internal Financial Controls

The Company’s Management is responsible for establishing and maintaining internal financial controls based on the internal control over financial reporting criteria established by the Company considering the essential components of internal control stated in the Guidance Note on Audit of Internal Financial Controls over Financial Reporting (the ‘ Guidance Note’) issued by the Institute of Chartered Accountants of India (‘ICAI’). These responsibilities include the design, implementation and maintenance of adequate internal financial controls that were operating effectively for ensuring the orderly and efficient conduct of its business, including adherence to the Company’s policies, the safeguarding of its assets, the prevention and detection of frauds and errors, the accuracy and completeness of the accounting records, and the timely preparation of reliable financial information, as required under the Companies Act, 2013.

Auditor’s Responsibility

Our responsibility is to express an opinion on the Company’s internal financial controls over financial reporting based on our audit. We conducted our audit in accordance with the Guidance Note and the Standards on Auditing as specified under section 143(10) of the Companies Act, 2013, to the extent applicable to an audit of internal financial controls, both applicable to an audit of Internal Financial Controls and, both issued by the ICAI. Those Standards and the Guidance Note require that we comply with ethical requirements and plan and perform the audit to obtain reasonable assurance about whether adequate internal financial controls over financial reporting was established and maintained and if such controls operated effectively in all material respects.

Our audit involves performing procedures to obtain audit evidence about the adequacy of the internal financial controls system over financial reporting and their operating effectiveness. Our audit of internal financial controls over financial reporting included obtaining an understanding of internal financial controls over financial reporting, assessing the risk that a material weakness exists, and testing and evaluating the design and operating effectiveness of internal control based on the assessed risk. The procedures selected depend on the auditor’s judgement, including the assessment of the risks of material misstatement of the Standalone Ind AS financial statements, whether due to fraud or error.

We believe that the audit evidence we have obtained is sufficient and appropriate to provide a basis for our audit opinion on the Company’s internal financial controls system over financial reporting.

Meaning of Internal Financial Controls Over Financial Reporting

A company’s internal financial control over financial reporting is a process designed to provide reasonable assurance regarding the reliability of financial reporting and the preparation of the Standalone Ind AS financial statements for external purposes in accordance with generally accepted accounting principles. A company’s internal financial control over financial reporting includes those policies and procedures that (1) pertain to the maintenance of records that, in reasonable detail, accurately and fairly reflect the transactions and dispositions of the assets of the company; (2) provide reasonable assurance that transactions are recorded as necessary to permit preparation of the Standalone Ind AS financial statements in accordance with generally accepted accounting principles, and that receipts and expenditures of the company are being made only in accordance with authorisations of management and directors of the company; and (3) provide reasonable assurance regarding prevention or timely detection of unauthorised acquisition, use, or disposition of the company’s assets that could have a material effect on the Standalone Ind AS financial statements.

Inherent Limitations of Internal Financial Controls Over Financial Reporting

Because of the inherent limitations of internal financial controls over financial reporting, including the possibility of collusion or improper management override of controls, material misstatements due to error or fraud may occur and not be detected. Also, projections of any evaluation of the internal financial controls over financial reporting to future periods are subject to the risk that the internal financial control over financial reporting may become inadequate because of changes in conditions, or that the degree of compliance with the policies or procedures may deteriorate.

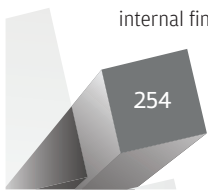
Opinion

In our opinion, the Company has, in all material respects, an adequate internal financial controls system over financial reporting and such internal financial controls over financial reporting were operating effectively as at March 31, 2017, based on the internal control over financial reporting criteria established by the Company considering the essential components of internal control stated in the Guidance Note issued by the ICAI.

For S. R. BATLIBOI & ASSOCIATES LLP
ICAI firm registration number: 101049W/E300004
Chartered Accountants

per Sandeep Karnani
Partner
Membership number: 061207

Place: New Delhi
Date: June 01, 2017



Balance sheet as at March 31, 2017

(₹ in crore)

	Notes	March 31, 2017	March 31, 2016	April 01, 2015
I ASSETS				
(1) Non-current assets				
(a) Property, plant and equipment	3	68.36	73.01	80.29
(b) Other intangible assets	4	3.11	2.77	2.99
(c) Financial assets				
(i) Investments	5	9,817.44	8,931.16	10,335.70
(ii) Loans	6	1,825.79	5,497.75	3,693.80
(iii) Trade receivables	8	42.23	38.22	49.75
(iv) Other financial assets	7	133.17	287.40	688.60
(d) Deferred tax assets (net)	10	97.23	87.12	77.91
(e) Non-current tax assets (net)	11(a)	85.73	77.68	69.53
(f) Other non-current assets	9	26.40	22.16	48.33
		12,099.46	15,017.27	15,046.90
(2) Current assets				
(a) Inventories	12	65.74	8.73	4.55
(b) Financial assets				
(i) Investments	5	6.77	123.83	109.17
(ii) Loans	6	500.16	316.73	189.85
(iii) Trade receivables	8	67.88	112.45	142.77
(iv) Cash and cash equivalents	13	31.47	330.02	398.58
(v) Bank balances other than cash and cash equivalents	13	13.59	3.54	3.28
(vi) Other financial assets	7	549.48	552.21	261.68
(c) Other current assets	9	76.26	140.60	16.22
(3) Assets classified as held for disposal	5	30.15	30.15	-
		1,341.50	1,618.26	1,126.10
Total assets (1 + 2 + 3)		13,440.96	16,635.53	16,173.00
II EQUITY AND LIABILITIES				
(1) Equity				
(a) Equity share capital	14	603.59	603.59	436.13
(b) Other equity	15	5,913.61	9,564.24	9,823.26
		6,517.20	10,167.83	10,259.39
Liabilities				
(2) Non-current liabilities				
(a) Financial liabilities				
(i) Borrowings	16	5,091.51	5,191.65	4,374.01
(b) Net employee defined benefit liabilities	19(a)	2.74	2.74	1.74
(c) Other non-current liabilities	20	122.96	140.52	22.72
		5,217.21	5,334.91	4,398.47
(3) Current liabilities				
(a) Financial liabilities				
(i) Borrowings	16	112.88	137.52	146.06
(ii) Trade payables	17	162.48	99.97	154.39
(iii) Other current financial liabilities	18	1,086.94	697.06	1,122.65
(b) Net employee defined benefit liabilities	19(a)	15.60	13.17	10.09
(c) Provisions	19(b)	1.91	2.20	2.69
(d) Liabilities for current tax (net)	11(b)	5.18	-	-
(e) Other current liabilities	20	296.33	175.70	79.26
(4) Liabilities directly associated with the assets classified as held for disposal	21	25.23	7.17	-
		1,706.55	1,132.79	1,515.14
Total equity and liabilities (1 + 2 + 3 + 4)		13,440.96	16,635.53	16,173.00
Summary of significant accounting policies	2.1			

The accompanying notes are an integral part of the financial statements.

As per our report of even date

For S. R. Batliboi & Associates LLP
ICAI firm registration number: 101049W / E300004
Chartered Accountants

per Sandeep Karnani
Partner
Membership number: 061207

Place: New Delhi
Date: June 01, 2017

For and on behalf of the Board of Directors of
GMR Infrastructure Limited

G M Rao
Executive Chairman
DIN: 00574243

Madhva Bhimacharya Terdal
Group CFO

Place: New Delhi
Date: June 01, 2017

Grandhi Kiran Kumar
Managing Director
DIN: 00061669

Adishesavaram Cherukupalli
Company Secretary

Statement of profit and loss for the year ended March 31, 2017

(₹ in crore)

	Notes	March 31, 2017	March 31, 2016
I Revenue			
Revenue from operations	22	1,179.77	1,239.17
Other income	23	2.65	16.68
Total income		1,182.42	1,255.85
II Expenses			
Cost of material consumed	24	113.07	27.57
Subcontracting expenses		172.12	97.70
Employee benefit expenses	25	52.11	38.76
Depreciation and amortisation expenses	27	16.13	15.77
Finance costs	26	744.74	708.31
Other expenses	28	114.11	57.58
Total expenses		1,212.28	945.69
III Profit/(loss) before exceptional items and tax (I - II)		(29.86)	310.16
IV Exceptional items- provision for impairment of investments / doubtful advances	29	(3,654.16)	(2,015.73)
V Profit/(loss) before tax (III - IV)		(3,684.02)	(1,705.57)
VI Tax expense:			
(a) Current tax - minimum alternate tax	30	10.20	23.88
(b) Deferred tax		-	-
Minimum alternate tax credit entitlement		(10.11)	(9.21)
Total tax expenses		0.09	14.67
VII Profit/(loss) for the year (V - VI)		(3,684.11)	(1,720.24)
VIII Other comprehensive income/ (loss) (net of tax)			
(A) (i) Items that will not be reclassified to profit or loss			
Re-measurement gains (losses) on defined benefit plans		(0.83)	(0.51)
(ii) Income tax effect		-	-
(B) (i) Items that will be reclassified to profit or loss		-	-
(ii) Income tax effect		-	-
Total other comprehensive loss for the year		(0.83)	(0.51)
IX Total comprehensive income for the year (VII + VIII)		(3,684.94)	(1,720.75)
X Earnings per equity share (nominal value of share Re. 1 each):	31		
Basic and diluted		(6.12)	(3.05)
Summary of significant accounting policies	2.1		

The accompanying notes are an integral part of the financial statements.

As per our report of even date
 For S. R. Batliboi & Associates LLP
 ICAI firm registration number: 101049W / E300004
 Chartered Accountants

per Sandeep Karnani
 Partner
 Membership number: 061207

Place: New Delhi
 Date: June 01, 2017

For and on behalf of the Board of Directors of
 GMR Infrastructure Limited

G M Rao
 Executive Chairman
 DIN: 00574243

Madhva Bhimacharya Terdal
 Group CFO

Place: New Delhi
 Date: June 01, 2017

Grandhi Kiran Kumar
 Managing Director
 DIN: 00061669

Adishesavaram Cherukupalli
 Company Secretary

Standalone statement of changes in equity for the year ended March 31, 2017

	Attributable to the equity holders										Total equity	
	Equity component of preference shares (refer note 15)	Treasury shares (refer note 15)	Share application money pending allotment (refer note 15)	General reserve (refer note 15)	Securities premium (refer note 15)	Debt redemption reserve (refer note 15)	Capital reserve (refer note 15)	Retained earnings (refer note 15)	Foreign currency monetary translation difference account ('FCMTR') (refer note 15)	Money received against share warrants (refer note 15)		
a. Equity share capital:												
Equity shares of Re. 1 each issued, subscribed and fully paid												
At April 1, 2015												
Add: Issued during the year on rights basis (refer note 14(g))												
Add: Issued during the year from Series A, CCPS & Series B CCPS during the year (refer note 14(c))												
At March 31, 2016												
Add: Issued during the year												
At March 31, 2017												
b. Other equity												
For the year ended March 31, 2017												
As at April 1, 2016	133.94	(101.54)	-	40.62	10,010.98	125.44	141.75	(786.07)	(0.88)	-	9,564.24	(3,684.11)
Profit/(loss) for the year	-	-	-	-	-	-	-	(3,684.11)	-	-	-	-
Exchange difference on foreign currency convertible bond ('FCMB') recognised during the year	-	-	-	-	-	-	-	-	35.07	-	35.07	-
FCMTR amortisation during the year	-	-	-	-	-	-	-	-	(0.76)	-	(0.76)	-
Remeasurement of post-employment benefits obligations	-	-	-	-	-	-	-	(0.83)	-	-	(0.83)	-
Total comprehensive income	-	-	-	-	-	-	-	(3,684.94)	34.31	-	(3,650.63)	-
Transfer to debt redemption reserve	-	-	-	-	-	29.89	-	(29.89)	-	-	-	-
Transfer from debt redemption reserve	-	-	-	-	-	(28.13)	-	28.13	-	-	-	-
As at March 31, 2017	133.94	(101.54)	-	40.62	10,010.98	127.20	141.75	(4,472.77)	33.43	-	5,913.61	-
For the year ended March 31, 2016												
As at April 1, 2015	133.94	(101.54)	889.66	40.62	7,658.71	121.33	-	938.79	-	141.75	9,823.26	(1,720.24)
Profit/(loss) for the year	-	-	-	-	-	-	-	(1,720.24)	(0.88)	-	(0.88)	-
Exchange difference on FCCB recognised during the year	-	-	-	-	-	-	-	-	-	-	-	-
Remeasurement of post-employment benefits obligations	-	-	-	-	-	-	-	(0.51)	-	-	(0.51)	-
Other comprehensive income	-	-	-	-	-	-	-	(1,720.75)	(0.88)	-	(1,721.63)	-
Transfer to debt redemption reserve	-	-	-	-	-	38.49	-	(38.49)	-	-	-	-
Transfer from debt redemption reserve	-	-	-	-	-	(34.38)	-	34.38	-	-	-	-
Issue of shares on rights basis (refer note 14(g))	-	-	(889.66)	-	1,308.37	-	-	-	-	-	418.71	-
Securities premium towards conversion of CCPS into equity shares (refer note 14(c))	-	-	-	-	1,062.66	-	-	-	-	-	1,062.66	(18.76)
Utilization towards share issue expenses	-	-	-	-	(18.76)	-	-	-	-	-	-	-
Transfer on forfeiture of share warrants (refer note 15(2))	-	-	-	-	-	-	141.75	-	-	(141.75)	-	-
As at March 31, 2016	133.94	(101.54)	-	40.62	10,010.98	125.44	141.75	(786.07)	(0.88)	-	9,564.24	(3,684.11)
Summary of significant accounting policies												

2.1

The accompanying notes are an integral part of the standalone financial statements.

As per our report of even date
For: S. R. Batliboi & Associates LLP
ICAI firm registration number: 101049W / E300004
Chartered Accountants

For and on behalf of the Board of Directors of
GMR Infrastructure Limited

per Sandeep Karnani
Partner
Membership number: 061207

Grandhi Kiran Kumar
Managing Director
DIN: 00061669

Madhva Bhimacharya Terdal
Group CFO

Adishavaram Cherukupalli
Company Secretary

Place: New Delhi
Date: June 01, 2017

Place: New Delhi
Date: June 01, 2017

Cash flow statement for the year ended March 31, 2017

	March 31, 2017 ₹ in Crore	March 31, 2016 ₹ in Crore
CASH FLOW FROM OPERATING ACTIVITIES		
Profit/(loss) before tax	(3,684.02)	(1,705.57)
Non-cash adjustments to reconcile profit/(loss) before tax to net cash flows:		
Depreciation and amortisation expenses	16.13	15.77
Provisions no longer required, written back	-	(8.42)
Foreign exchange gain on Foreign Currency Convertible Bonds	0.70	(1.61)
Fair value loss on financial instruments at fair value through profit or loss	1.36	0.21
Provision for impairment of investments / doubtful advances	3,654.16	2,015.73
Loss on sale of property, plant and equipment	-	0.03
Bad debts written off	7.15	0.14
Provision for doubtful debts	8.97	11.13
Profit on sale of current investments (others)	(4.73)	(1.30)
Dividend income on current investments (other than trade) (gross) ₹ 10,732 (March 31, 2016: ₹ 10,732)	(0.00)	(0.00)
Finance income	(782.27)	(1,059.86)
Finance costs	744.74	708.31
Operating (loss)/profit before working capital changes	(37.81)	(25.44)
Working capital adjustments:		
(Increase)/ decrease in inventories	(57.01)	(4.18)
(Increase)/ decrease in trade receivables	26.04	32.17
(Increase)/ decrease in other financial assets	(171.32)	(41.99)
(Increase)/ decrease in other assets	92.32	(115.96)
Increase/ (decrease) in trade payables	69.05	(27.22)
Increase/ (decrease) in other financial liabilities	13.88	(26.65)
Increase/ (decrease) in provisions	2.43	4.08
Increase/ (decrease) in other liabilities	103.07	214.24
Cash generated from/ (used in) operations	40.65	9.05
Direct taxes paid (net of refunds)	(13.07)	(32.03)
Net cash from/ (used in) operating activities	27.58	(22.98)
CASH FLOW FROM INVESTING ACTIVITIES		
Purchase of property, plant and equipment, including intangible assets and capital advances	(11.57)	(8.61)
Proceeds from sale of property, plant and equipment	0.04	0.02
Purchase of non-current investments	(6.55)	(400.70)
Proceeds from sale of non-current investments	-	171.31
Sale / (purchase) of current investments (net)	8.97	(9.70)
Investment in bank deposit (having original maturity of more than three months)	165.42	405.81
Loans given to subsidiary companies	(2,503.58)	(2,990.83)
Loans/ advances repaid by subsidiary companies	1,909.59	982.26
Interest received	429.28	365.10
Advances towards sale consideration for assets classified as held for disposal	18.06	(52.63)
Dividend received [(₹ 10,732 (March 31, 2016: ₹ 10,732)]	0.00	0.00
Net cash from/ (used in) investing activities	9.66	(1,537.97)

Cash flow statement for the year ended March 31, 2017 (Contd.)

	March 31, 2017 ₹ in Crore	March 31, 2016 ₹ in Crore
CASH FLOW FROM FINANCING ACTIVITIES		
Proceeds from long term borrowings	857.00	2,311.21
Repayment of long term borrowings	(499.81)	(1,877.23)
Proceeds/ repayment of short term borrowings (net)	(23.65)	(3.21)
Proceeds from issue of shares pursuant to Rights Issue (net of expenses)	-	493.41
Finance costs paid	(668.34)	573.54
Net cash (used in)/ from financing activities	(334.80)	1,497.72
Net (decrease)/increase in cash and cash equivalents	(297.56)	(63.23)
Cash and cash equivalents at the beginning of the year	319.95	383.18
Cash and cash equivalents at the end of the year	22.39	319.95
Total cash and cash equivalents (Note 13)	22.39	319.95
Summary of significant accounting policies	2.1	

The accompanying notes are an integral part of the financial statements.

As per our report of even date
For S. R. Batliboi & Associates LLP
ICAI firm registration number: 101049W / E300004
Chartered Accountants

per Sandeep Karnani
Partner
Membership number: 061207

Place: New Delhi
Date: June 01, 2017

For and on behalf of the Board of Directors of
GMR Infrastructure Limited

G.M Rao
Executive Chairman
DIN: 00574243

Madhva Bhimacharya Terdal
Group CFO

Place: New Delhi
Date: June 01, 2017

Grandhi Kiran Kumar
Managing Director
DIN: 00061669

Adisheshavataram Cherukupalli
Company Secretary

Notes to the standalone financial statements for the year ended March 31, 2017

1 CORPORATE INFORMATION

GMR Infrastructure Limited ("GIL" or "the Company") is a public limited Company domiciled in India. The registered office of the Company is located at Naman Centre, Bandra Kurla Complex, Mumbai, India. Its equity shares are listed on National Stock Exchange and Bombay Stock Exchange in India. The Company carries its business in the following business segments:

a. Engineering Procurement Construction (EPC)

The Company is engaged in handling EPC solutions in the infrastructure sector.

b. Others

The Company's business also comprises of investment activity and corporate support to various infrastructure Special Purpose Vehicles (SPV). Information on other related party relationships of the Company is provided in Note 33.

The standalone financial statements were approved by the Board of Directors and authorised for issue in accordance with a resolution of the directors on June 1, 2017.

The standalone financial statements comprise the financial statements of the Company and its controlled staff welfare trust. The Company is the sponsoring entity of staff welfare trusts. Based on the internal assessment by the management, it believes that the staff welfare trust is an extension arm of the Company.

2 SIGNIFICANT ACCOUNTING POLICIES

The significant accounting policies applied by the Company in the preparation of its financial statements are listed below. Such accounting policies have been applied consistently to all the periods presented in these financial statements and in preparing the opening Ind AS Balance Sheet as at April 1, 2015 for the purpose of transition to Ind AS, unless otherwise indicated.

2.1. STATEMENT OF COMPLIANCE

In accordance with the notification issued by the Ministry of Corporate Affairs, the Company has adopted Indian Accounting Standards (referred to as "Ind AS") notified under the Companies (Indian Accounting Standards) Rules, 2015 and Companies (Indian Accounting Standards) amendment Rules 2016, as amended with effect from April 1, 2016. The standalone financial statements of the Company, have been prepared and presented in accordance with Ind AS. Previous year numbers in the standalone financial statements have been restated to Ind AS. In accordance with Ind AS 101 First-time Adoption of Indian Accounting Standards, the Company has presented a reconciliation from the presentation of standalone financial statements under Accounting Standards notified under the Companies (Accounting Standards) Rules, 2006 ("Previous GAAP") to Ind AS of Shareholders' equity as at March 31, 2016 and April 1, 2015 and of the comprehensive net income for the year ended March 31, 2016 (refer note 40 for reconciliations and effect of transitions).

The standalone financial statements have been prepared on a historical cost basis, except for certain financial assets and liabilities (refer accounting policy regarding financial instruments) which have been measured at fair value.

The functional and presentation currency of the Company is Indian Rupee ("Rs") which is the currency of the primary economic environment in which the Company operates.

2.2. SUMMARY OF SIGNIFICANT ACCOUNTING POLICIES

a Current versus non-current classification

The Company presents assets and liabilities in the standalone balance sheet based on current/ non-current classification. An asset is treated as current when it is:


- i. Expected to be realised or intended to be sold or consumed in normal operating cycle,
- ii. Held primarily for the purpose of trading,
- iii. Expected to be realised within twelve months after the reporting period, or
- iv. Cash or cash equivalent unless restricted from being exchanged or used to settle a liability for at least twelve months after the reporting period

All other assets are classified as non-current.

A liability is current when:

- i. It is expected to be settled in normal operating cycle,
- ii. It is held primarily for the purpose of trading,
- iii. It is due to be settled within twelve months after the reporting period, or
- iv. There is no unconditional right to defer the settlement of the liability for at least twelve months after the reporting period

All other liabilities are classified as non-current.



Notes to the standalone financial statements for the year ended March 31, 2017

Deferred tax assets and liabilities are classified as non-current assets and liabilities.

Advance tax paid is classified as non-current assets.

The operating cycle is the time between the acquisition of assets for processing and their realisation in cash and cash equivalents. The Company has identified twelve months as its operating cycle.

b Fair value measurement of financial instruments

The Company measures financial instruments, such as, derivatives at fair value at each balance sheet date using valuation techniques.

Fair value is the price that would be received to sell an asset or paid to transfer a liability in an orderly transaction between market participants at the measurement date. The fair value measurement is based on the presumption that the transaction to sell the asset or transfer the liability takes place either:

- a) In the principal market for the asset or liability, or
- b) In the absence of a principal market, in the most advantageous market for the asset or liability

The principal or the most advantageous market must be accessible by the Company.

The fair value of an asset or a liability is measured using the assumptions that market participants would use when pricing the asset or liability, assuming that market participants act in their economic best interest.

A fair value measurement of a non-financial asset takes into account a market participant's ability to generate economic benefits by using the asset in its highest and best use or by selling it to another market participant that would use the asset in its highest and best use.

The Company uses valuation techniques that are appropriate in the circumstances and for which sufficient data are available to measure fair value, maximising the use of relevant observable inputs and minimising the use of unobservable inputs.

All assets and liabilities for which fair value is measured or disclosed in the standalone financial statements are categorised within the fair value hierarchy, described as follows, based on the lowest level input that is significant to the fair value measurement as a whole:

Level 1 – Quoted (unadjusted) market prices in active markets for identical assets or liabilities

Level 2 – Valuation techniques for which the lowest level input that is significant to the fair value measurement is directly or indirectly observable

Level 3 – Valuation techniques for which the lowest level input that is significant to the fair value measurement is unobservable

For assets and liabilities that are recognised in the standalone financial statements on a recurring basis, the Company determines whether transfers have occurred between levels in the hierarchy by re-assessing categorisation (based on the lowest level input that is significant to the fair value measurement as a whole) at the end of each reporting period.

c Revenue recognition

Revenue is recognised to the extent that it is probable that the economic benefits will flow to the Company and the revenue can be reliably measured, regardless of when the payment is being made. Revenue is measured at the fair value of the consideration received or receivable, taking into account contractually defined terms of payment and excluding taxes or duties collected on behalf of the government. The Company has concluded that it is the principal in all of its revenue arrangements since it is the primary obligor in all the revenue arrangements as it has pricing latitude and is also exposed to inventory and credit risks.

The specific recognition criteria described below must also be met before revenue is recognised.

Revenue from construction activity

Construction revenue and costs are recognised by reference to the stage of completion of the construction activity at the balance sheet date, as measured by the proportion that contract costs incurred for work performed to date bear to the estimated total contract costs. Where the outcome of the construction cannot be estimated reliably, revenue is recognised to the extent of the construction costs incurred if it is probable that they will be recoverable. When the outcome of the contract is ascertained reliably, contract revenue is recognised at cost of work performed on the contract plus proportionate margin, using the percentage of completion method. Percentage of completion is the proportion of cost of work performed to-date, to the total estimated contract costs. The estimated outcome of a contract is considered reliable when all the following conditions are satisfied:

- i. The amount of revenue can be measured reliably,
- ii. It is probable that the economic benefits associated with the contract will flow to the Company,
- iii. The stage of completion of the contract at the end of the reporting period can be measured reliably,
- iv. The costs incurred or to be incurred in respect of the contract can be measured reliably

Provision is made for all losses incurred to the balance sheet date. Variations in contract work, claims and incentive payments are recognised to

Notes to the standalone financial statements for the year ended March 31, 2017

the extent that it is probable that they will result in revenue and they are capable of being reliably measured. Expected loss, if any, on a contract is recognised as expense in the period in which it is foreseen, irrespective of the stage of completion of the contract. For contracts where progress billing exceeds the aggregate of contract costs incurred to-date and recognised profits (or recognised losses, as the case may be), the surplus is shown as the amount due to customers. Amount received before the related work is performed are disclosed in the Balance Sheet as a liability towards advance received. Amounts billed for work performed but yet to be paid by the customers are disclosed in the Balance Sheet as trade receivables.

Income from management/ technical services

Income from management/ technical services is recognised as per the terms of the agreement on the basis of services rendered.

Interest income

For all debt instruments measured either at amortised cost or at fair value through other comprehensive income, interest income is recorded using the effective interest rate (EIR). EIR is the rate that exactly discounts the estimated future cash payments or receipts over the expected life of the financial instrument or a shorter period, where appropriate, to the gross carrying amount of the financial asset or to the amortised cost of a financial liability. When calculating the effective interest rate, the Company estimates the expected cash flows by considering all the contractual terms of the financial instrument but does not consider the expected credit losses. Interest income is included in finance income in the statement of profit and loss.

Dividends

Dividend income is recognised when the Company's right to receive the payment is established, which is generally when shareholders approve the dividend.

d Taxes on income

Current income tax

Tax expense for the year comprises current and deferred tax. The tax currently payable is based on taxable profit for the year. Taxable profit differs from net profit as reported in the statement of profit and loss because it excludes items of income or expense that are taxable or deductible in other years and it further excludes items that are never taxable or deductible. The Company's liability for current tax is calculated using the tax rates and tax laws that have been enacted or substantively enacted by the end of the reporting period.

Current income tax relating to items recognised outside profit or loss is recognised outside profit or loss (either in other comprehensive income or in equity). Current tax items are recognised in correlation to the underlying transaction either in OCI or directly in equity. Management periodically evaluates positions taken in the tax returns with respect to situations in which applicable tax regulations are subject to interpretation and establishes provisions where appropriate.

Deferred income tax

Deferred tax is the tax expected to be payable or recoverable on differences between the carrying values of assets and liabilities in the financial statements and the corresponding tax bases used in the computation of the taxable profit and is accounted for using the balance sheet liability model. Deferred tax liabilities are generally recognised for all the taxable temporary differences. In contrast, deferred assets are only recognised to the extent that it is probable that future taxable profits will be available against which the temporary differences can be utilised.

Deferred income tax assets are recognized for all deductible temporary differences, carry forward of unused tax credits and unused tax losses, to the extent that it is probable that taxable profit will be available against which the deductible temporary differences, and the carry forward of unused tax credits and unused tax losses can be utilized.

The carrying amount of deferred income tax assets is reviewed at each balance sheet date and reduced to the extent that it is no longer probable that sufficient taxable profit will be available to allow all or part of the deferred income tax asset to be utilized.

Deferred income tax assets and liabilities are measured at the tax rates that are expected to apply at the tax rates that are expected to apply in the year when the asset is realized or the liability is settled, based on tax rates (and tax laws) that have been enacted or substantively enacted at the balance sheet date.

Deferred tax relating to items recognised outside profit or loss is recognised outside profit or loss (either in other comprehensive income or in equity). Deferred tax items are recognised in correlation to the underlying transaction either in OCI or directly in equity.

Deferred tax assets and deferred tax liabilities are offset if a legally enforceable right exists to set off current tax assets against current tax liabilities and the deferred taxes relate to the same taxable entity and the same taxation authority.

Notes to the standalone financial statements for the year ended March 31, 2017

Deferred tax assets include Minimum Alternative Tax ('MAT') paid in accordance with the tax laws in India, which is likely to give future economic benefits in the form of availability of set off against future income tax liability. Accordingly, MAT is recognized as deferred tax asset in the balance sheet when the asset can be measured reliably and it is probable that the future economic benefit associated with the asset will be realized.

e Non-current assets held for sale

The Company classifies non-current assets as held for sale if their carrying amounts will be recovered principally through a sale rather than through continuing use. Actions required to complete the sale should indicate that it is unlikely that significant changes to the sale will be made or that the decision to sell will be withdrawn. Management must be committed to the sale expected within one year from the date of classification.

The criteria for held for sale classification is regarded met only when the assets or disposal group is available for immediate sale in its present condition, subject only to terms that are usual and customary for sales of such assets, its sale is highly probable; and it will genuinely be sold, not abandoned. The Company treats sale of the asset to be highly probable when:

- a) The appropriate level of management is committed to a plan to sell the asset,
- b) An active programme to locate a buyer and complete the plan has been initiated,
- c) The asset is being actively marketed for sale at a price that is reasonable in relation to its current fair value,
- d) The sale is expected to qualify for recognition as a completed sale within one year from the date of classification, and
- e) Actions required to complete the plan indicate that it is unlikely that significant changes to the plan will be made or that the plan will be withdrawn.

Non-current assets held for sale are measured at the lower of their carrying amount and the fair value less costs to sell. Assets and liabilities classified as held for sale are presented separately in the standalone balance sheet.

f Property, plant and equipment

On transition to Ind AS, the Company has elected to continue with the carrying value of all of its property, plant and equipment recognised as at March 31, 2015 measured as per the previous GAAP and use that carrying value as the deemed cost of the property, plant and equipment as on April 1, 2015.

Freehold land is carried at historical cost and is not depreciated. All other items of property, plant and equipment are stated at historical cost less accumulated depreciation and accumulated impairment losses, if any. Historical cost includes expenditure that is directly attributable to the acquisition of the items.

Subsequent costs are included in the asset's carrying amount or recognised as a separate asset, as appropriate, only when it is probable that future economic benefits associated with the item will flow to the Company and the cost of the item can be measured reliably. The carrying amount of any component accounted for as a separate assets are derecognised when replaced. All other repairs and maintenance are charged to profit and loss during the reporting period in which they are incurred.

The Company identifies and determines cost of each component/ part of the asset separately, if the component/ part has a cost which is significant to the total cost of the asset having useful life that is materially different from that of the remaining asset. These components are depreciated over their useful lives; the remaining asset is depreciated over the life of the principal asset.

Depreciation is calculated on a straight-line basis over the estimated useful lives of the assets as follows:

Category of asset*	Estimated useful life
Plant and equipment	4 - 15 years*
Office equipment	5 years
Furniture and fixtures	10 years
Vehicles	8 - 10 years
Computers	3 years

Leasehold improvements are depreciated over the period of lease or estimated useful life, whichever is lower, on straight line basis.

Notes to the standalone financial statements for the year ended March 31, 2017

*The Company, based on technical assessment made by the technical expert and management estimate, depreciates certain items of plant and equipment over estimated useful lives which are different from the useful life prescribed in Schedule II to the Companies Act, 2013.

Further, the management has estimated the useful lives of asset individually costing Rs 5,000 or less to be less than one year, whichever is lower than those indicated in Schedule II. The management believes that these estimated useful lives are realistic and reflect fair approximation of the period over which the assets are likely to be used.

The residual values, useful lives and methods of depreciation of property, plant and equipment are reviewed at each financial year end and adjusted prospectively, if appropriate.

An item of property, plant and equipment and any significant part initially recognised is derecognised upon disposal or when no future economic benefits are expected from its use or disposal. Any gain or loss arising on derecognition of the asset (calculated as the difference between the net disposal proceeds and the carrying amount of the asset) is included in the statement of profit and loss when the asset is derecognised.

g Intangible assets

Intangible assets acquired separately are measured on initial recognition at cost. Following initial recognition, intangible assets are carried at cost less any accumulated amortisation and accumulated impairment losses, if any.

The useful lives of intangible assets are assessed as either finite or indefinite.

Intangible assets with finite lives are amortised over the useful economic life and assessed for impairment whenever there is an indication that the intangible asset may be impaired. The amortisation period and the amortisation method for an intangible asset with a finite useful life are reviewed at least at the end of each reporting period with the affect of any change in the estimate being accounted for on a prospective basis. Changes in the expected useful life or the expected pattern of consumption of future economic benefits embodied in the asset are considered to modify the amortisation period or method, as appropriate, and are treated as changes in accounting estimates. The amortisation expense on intangible assets with finite lives is recognised in the statement of profit and loss unless such expenditure forms part of carrying value of another asset.

Gains or losses arising from derecognition of an intangible asset are measured as the difference between the net disposal proceeds and the carrying amount of the asset and are recognised in the statement of profit and loss when the asset is derecognised.

A summary of the policies applied to the Company's intangible assets is, as follows:

Intangible assets	Useful lives	Amortisation method used	Internally generated or acquired
Computer software	Definite (6 years)	Straight-line basis	Acquired

h Borrowing cost

Borrowing costs consist of interest and other costs that an entity incurs in connection with the borrowing of funds. Borrowing cost also includes exchange differences to the extent regarded as an adjustment to the borrowing costs.

Borrowing costs directly attributable to the acquisition, construction or production of an asset that necessarily takes a substantial period of time to get ready for its intended use or sale are capitalised as part of the cost of the asset until such time as the assets are substantially ready for the intended use or sale. All other borrowing costs are expensed in the period in which they occur.

i Leases

The determination of whether an arrangement is (or contains) a lease is based on the substance of the arrangement at the inception of the lease. The arrangement is, or contains, a lease if fulfilment of the arrangement is dependent on the use of a specific asset or assets and the arrangement conveys a right to use the asset or assets, even if that right is not explicitly specified in an arrangement.


A lease is classified at the inception date as a finance lease or an operating lease.

For arrangements entered into prior to April 1, 2015, the Company has determined whether the arrangement contain lease on the basis of facts and circumstances existing on the date of transition.

Company as a lessee

A lease that transfers substantially all the risks and rewards incidental to ownership to the Company is classified as a finance lease.

A leased asset is depreciated over the useful life of the asset. However, if there is no reasonable certainty that the Company will obtain ownership by the end of the lease term, the asset is depreciated over the shorter of the estimated useful life of the asset and the lease term.



Notes to the standalone financial statements for the year ended March 31, 2017

Finance leases are capitalised at the commencement of the lease at the inception date fair value of the leased asset or, at the present value of the minimum lease payments at the inception of the lease, whichever is lower. Lease payments are apportioned between finance charges and reduction of the lease liability so as to achieve a constant rate of interest on the remaining balance of the liability. Finance charges are recognised in finance costs in the statement of profit and loss, unless they are directly attributable to qualifying assets, in which case they are capitalized in accordance with the Company's general policy on the borrowing costs.

Operating lease payments are recognised as an expense in the statement of profit and loss on a straight-line basis over the lease term unless either:

- a. another systematic basis is more representative of the time pattern of the user's benefit even if the payments to the lessors are not on that basis; or
- b. the payments to the lessor are structured to increase in line with expected general inflation to compensate for the lessor's expected inflationary cost increases. If payments to the lessor vary because of factors other than general inflation, then this condition is not met.

j Inventories

Raw materials, components, stores and spares are valued at lower of cost and net realisable value. However, materials and other items held for use in the production of inventories are not written down below cost if the finished products in which they will be incorporated are expected to be sold at or above cost. Cost of raw materials, components and stores and spares is determined on a weighted average basis.

Net realisable value is the estimated selling price in the ordinary course of business, less estimated costs of completion and the estimated costs necessary to make the sale.

Costs incurred that relate to future activities on the contract are recognised as "Contract work in progress".

Contract work in progress comprising construction costs and other directly attributable overheads is valued at lower of cost and net realisable value.

k. Impairment of non-financial assets

As at the end of each accounting year, the company reviews the carrying amounts of its PPE, investment property, intangible assets and investments in subsidiary, associate and joint venture companies to determine whether there is any indication that those assets have suffered an impairment loss. If such indication exists, the said assets are tested for impairment so as to determine the impairment loss, if any. Goodwill and the intangible assets with indefinite life are tested for impairment each year.

Impairment loss is recognised when the carrying amount of an asset exceeds its recoverable amount. Recoverable amount is determined:

- (i) in the case of an individual asset, at the higher of the net selling price and the value in use; and
- (ii) in the case of a cash generating unit (a group of assets that generates identified, independent cash flows), at the higher of the cash generating unit's net selling price and the value in use.

(The amount of value in use is determined as the present value of estimated future cash flows from the continuing use of an asset and from its disposal at the end of its useful life. For this purpose, the discount rate (pre-tax) is determined based on the weighted average cost of capital of the company suitably adjusted for risks specified to the estimated cash flows of the asset).

For this purpose, a cash generating unit is ascertained as the smallest identifiable group of assets that generates cash inflows that are largely independent of the cash inflows from other assets or groups of assets.

If recoverable amount of an asset (or cash generating unit) is estimated to be less than its carrying amount, such deficit is recognised immediately in the Statement of Profit and Loss as impairment loss and the carrying amount of the asset (or cash generating unit) is reduced to its recoverable amount.

When an impairment loss subsequently reverses, the carrying amount of the asset (or cash generating unit) is increased to the revised estimate of its recoverable amount, but so that the increased carrying amount does not exceed the carrying amount that would have been determined had no impairment loss is recognised for the asset (or cash generating unit) in prior years. A reversal of an impairment loss is recognised immediately in the Statement of Profit and Loss

Notes to the standalone financial statements for the year ended March 31, 2017

l. Provisions and contingent liabilities

Provisions are recognised when the Company has a present obligation (legal or constructive) as a result of a past event, it is probable that an outflow of resources embodying economic benefits will be required to settle the obligation and a reliable estimate can be made of the amount of the obligation. When the Company expects some or all of a provision to be reimbursed, for example, under an insurance contract, the reimbursement is recognised as a separate asset, but only when the reimbursement is virtually certain. The expense relating to a provision is presented in the statement of profit and loss net of any reimbursement.

If the effect of the time value of money is material, provisions are discounted using a current pre-tax rate that reflects, when appropriate, the risks specific to the liability. When discounting is used, the increase in the provision due to the passage of time is recognised as a finance cost.

A provision for onerous contracts is recognised when the expected benefits to be derived by the Company from a contract are lower than the unavoidable cost of meeting its obligations under the contract. The provision is measured at the present value of the lower of the expected cost of terminating the contract and the expected net cost of continuing with the contract. Before a provision is established, the Company recognises any impairment loss on the assets associated with that contract.

A contingent liability is a possible obligation that arises from past events whose existence will be confirmed by the occurrence or non-occurrence of one or more uncertain future events beyond the control of the Company or a present obligation that is not recognized because it is not probable that an outflow of resources will be required to settle the obligation. A contingent liability also arises in extremely rare cases where there is a liability that cannot be recognized because it cannot be measured reliably. The Company does not recognize a contingent liability but discloses its existence in the standalone financial statements.

Provisions and contingent liability are reviewed at each balance sheet.

m. Retirement and other employee benefits

Retirement benefit in the form of provident fund, pension fund and superannuation fund are defined contribution scheme. The Company has no obligation, other than the contribution payable. The Company recognizes contribution payable to provident fund, pension fund and superannuation fund as expenditure, when an employee renders the related service. If the contribution payable to the scheme for service received before the balance sheet reporting date exceeds the contribution already paid, the deficit payable to the scheme is recognized as a liability after deducting the contribution already paid. If the contribution already paid exceeds the contribution due for services received before the balance sheet date, then excess is recognized as an asset to the extent that the pre-payment will lead to, for example, a reduction in future payment or a cash refund.

Accumulated leave, which is expected to be utilized within the next twelve months, is treated as short-term employee benefit. The Company measures the expected cost of such absences as the additional amount that it expects to pay as a result of the unused entitlement that has accumulated at the reporting date.

The Company treats accumulated leave expected to be carried forward beyond twelve months, as long-term employee benefit for measurement purposes. Such long-term compensated absences are provided for based on the actuarial valuation using the projected unit credit method at the year-end.

The Company presents the leave as a current liability in the standalone balance sheet, to the extent it does not have an unconditional right to defer its settlement for twelve months after the reporting date.

The cost of providing benefits under the defined benefit plan is determined using the projected unit credit method using actuarial valuation to be carried out at each balance sheet date

In case of funded plans, the fair value of the plan assets is reduced from the gross obligation under the defined benefit plans to recognise the obligation on a net basis.

Re-measurements, comprising of actuarial gains and losses, the effect of the asset ceiling, excluding amounts included in net interest on the net defined benefit liability and the return on plan assets (excluding amounts included in net interest on the net defined benefit liability), are recognised immediately in the standalone balance sheet with a corresponding debit or credit to retained earnings through OCI in the period in which they occur. Re-measurements are not reclassified to profit or loss in subsequent periods.

Notes to the standalone financial statements for the year ended March 31, 2017

Past service costs are recognised in profit or loss on the earlier of:

- a. The date of the plan amendment or curtailment, and
- b. The date that the Company recognises related restructuring costs

Net interest is calculated by applying the discount rate to the net defined benefit liability or asset. The Company recognises the following changes in the net defined benefit obligation as an expense in the statement of profit and loss:

- a. Service costs comprising current service costs, past-service costs, gains and losses on curtailments and non-routine settlements; and
- b. Net interest expense or income.

n. Financial instruments

Financial assets and financial liabilities are recognised when the Company becomes a party to the contract embodying the related financial instruments. All financial assets, financial liabilities and financial guarantee contracts are initially measured at transaction cost and where such values are different from the fair value, at fair value. Transaction costs that are directly attributable to the acquisition or issue of financial assets and financial liabilities (other than financial assets and financial liabilities at fair value through profit and loss) are added to or deducted from the fair value measured on initial recognition of financial asset or financial liability. Transaction costs directly attributable to the acquisition of financial assets and financial liabilities at fair value through profit and loss are immediately recognised in the statement of profit and loss. In case of interest free or concession loans/debentures/preference shares given to subsidiaries, associates and joint ventures, the excess of the actual amount of the loan over initial measure at fair value is accounted as an equity investment.

Investment in equity instruments issued by subsidiaries, associates and joint ventures are measured at cost less impairment.

Investment in preference shares/debentures of the subsidiaries are treated as equity instruments if the same are convertible into equity shares or are redeemable out of the proceeds of equity instruments issued for the purpose of redemption of such investments. Investment in preference shares/debentures not meeting the aforesaid conditions are classified as debt instruments at amortised cost.

Effective interest method

The effective interest method is a method of calculating the amortised cost of a financial instrument and of allocating interest income or expense over the relevant period. The effective interest rate is the rate that exactly discounts future cash receipts or payments through the expected life of the financial instrument, or where appropriate, a shorter period.

(a) Financial assets

Financial assets at amortised cost

Financial assets are subsequently measured at amortised cost if these financial assets are held within a business model whose objective is to hold these assets in order to collect contractual cash flows and the contractual terms of the financial asset give rise on specified dates to cash flows that are solely payments of principal and interest on the principal amount outstanding.

Financial assets measured at fair value

Financial assets are measured at fair value through other comprehensive income if these financial assets are held within a business model whose objective is to hold these assets in order to collect contractual cash flows or to sell these financial assets and the contractual terms of the financial asset give rise on specified dates to cash flows that are solely payments of principal and interest on the principal amount outstanding. The Company in respect of equity investments (other than in subsidiaries, associates and joint ventures) which are not held for trading has made an irrevocable election to present in other comprehensive income subsequent changes in the fair value of such equity instruments. Such an election is made by the Company on an instrument by instrument basis at the time of initial recognition of such equity investments.

Financial asset not measured at amortised cost or at fair value through other comprehensive income is carried at fair value through the statement of profit and loss.

For financial assets maturing within one year from the balance sheet date, the carrying amounts approximate fair value due to the shorter maturity of these instruments.

Impairment of financial assets

Loss allowance for expected credit losses is recognised for financial assets measured at amortised cost and fair value through the statement of profit of loss.

Notes to the standalone financial statements for the year ended March 31, 2017

The company recognises impairment loss on trade receivables using expected credit loss model, which involves use of provision matrix constructed on the basis of historical credit loss experience as permitted under Ind AS 109 - Impairment loss on investments.

For financial assets whose credit risk has not significantly increased since initial recognition, loss allowance equal to twelve months expected credit losses is recognised. Loss allowance equal to the lifetime expected credit losses is recognised if the credit risk on the financial instruments has significantly increased since initial recognition.

De-recognition of financial assets

The Company de-recognises a financial asset only when the contractual rights to the cash flows from the financial asset expire, or it transfers the financial asset and the transfer qualifies for de-recognition under Ind AS 109.

If the Company neither transfers nor retains substantially all the risks and rewards of ownership and continues to control the transferred asset, the Company recognises its retained interest in the assets and an associated liability for amounts it may have to pay.

If the Company retains substantially all the risks and rewards of ownership of a transferred financial asset, the Company continues to recognise the financial asset and also recognises a collateralised borrowing for the proceeds received.

On de-recognition of a financial asset in its entirety, the difference between the carrying amount measured at the date of de-recognition and the consideration received is recognised in statement of profit or loss.

(b) Financial liabilities and equity instruments

Classification as debt or equity

Financial liabilities and equity instruments issued by the Company are classified according to the substance of the contractual arrangements entered into and the definitions of a financial liability and an equity instrument.

Equity Instruments

An equity instrument is any contract that evidences a residual interest in the assets of the Company after deducting all of its liabilities. Equity instruments are recorded at the proceeds received, net of direct issue costs.

Financial Liabilities

Financial liabilities are initially measured at fair value, net of transaction costs, and are subsequently measured at amortised cost, using the effective interest rate method where the time value of money is significant. Interest bearing bank loans, overdrafts and issued debt are initially measured at fair value and are subsequently measured at amortised cost using the effective interest rate method. Any difference between the proceeds (net of transaction costs) and the settlement or redemption of borrowings is recognised over the term of the borrowings in the statement of profit and loss.

For trade and other payables maturing within one year from the balance sheet date, the carrying amounts approximate fair value due to the short maturity of these instruments.

a. Financial guarantee contracts


Financial guarantee contracts issued by the Company are those contracts that require a payment to be made to reimburse the holder for a loss it incurs because the specified debtor fails to make a payment when due in accordance with the terms of a debt instrument. Financial guarantee contracts are recognised initially as a liability at fair value, adjusted for transaction costs that are directly attributable to the issuance of the guarantee.

b. De-recognition

A financial liability is derecognised when the obligation under the liability is discharged or cancelled or expires. When an existing financial liability is replaced by another from the same lender on substantially different terms, or the terms of an existing liability are substantially modified, such an exchange or modification is treated as the de-recognition of the original liability and the recognition of a new liability. The difference in the respective carrying amounts is recognised in the statement of profit and loss.

Off-setting of financial instruments

Financial assets and financial liabilities are offset and the net amount is reported in the standalone balance sheet if there is a currently enforceable legal right to offset the recognised amounts and there is an intention to settle on a net basis, to realise the assets and settle the liabilities simultaneously.



Notes to the standalone financial statements for the year ended March 31, 2017

o. Derivative financial instruments

The Company uses derivative financial instruments, such as forward currency contracts to hedge its foreign currency risks. Such derivative financial instruments are initially recognised at fair value on the date on which a derivative contract is entered into and are subsequently re-measured at fair value. Derivatives are carried as financial assets when the fair value is positive and as financial liabilities when the fair value is negative.

p. Convertible preference shares/debentures

Convertible preference shares/debentures are separated into liability and equity components based on the terms of the contract.

On issuance of the convertible preference shares/debentures, the fair value of the liability component is determined using a market rate for an equivalent non-convertible instrument. This amount is classified as a financial liability measured at amortised cost (net of transaction costs) until it is extinguished on conversion or redemption.

The remainder of the proceeds is allocated to the conversion option that is recognised and included in equity since conversion option meets Ind AS 32 criteria for conversion right. Transaction costs are deducted from equity, net of associated income tax. The carrying amount of the conversion option is not re-measured in subsequent years.

Transaction costs are apportioned between the liability and equity components of the convertible preference shares/debentures based on the allocation of proceeds to the liability and equity components when the instruments are initially recognised.

q. Cash and cash equivalents

Cash and cash equivalent in the standalone balance sheet comprise cash at banks and on hand and short-term deposits with an original maturity of three months or less, which are subject to an insignificant risk of changes in value.

For the purpose of the statement of cash flows, cash and cash equivalents consist of cash and short-term deposits, as defined above, net of outstanding bank overdrafts as they are considered an integral part of the Company's cash management.

r. Cash dividend

The Company recognises a liability to make cash distributions to equity holders of the Company when the distribution is authorised and the distribution is no longer at the discretion of the Company. Final dividends on shares are recorded as a liability on the date of approval by the shareholders and interim dividends are recorded as a liability on the date of declaration by the Company's Board of Directors.

s. Foreign currencies

In preparing the financial statements, transactions in the currencies other than the Company's functional currency are recorded at the rates of exchange prevailing on the date of transaction. At the end of each reporting period, monetary items denominated in the foreign currencies are re-translated at the rates prevailing at the end of the reporting period. Non-monetary items carried at fair value that are denominated in foreign currencies are retranslated at the rates prevailing on the date when the fair value was determined. Non-monetary items are measured in terms of historical cost in a foreign currency are not retranslated.

Exchange differences arising on translation of long term foreign currency monetary items recognised in the financial statements before the beginning of the first Ind AS financial reporting period in respect of which the Company has elected to recognise such exchange differences in equity or as part of cost of assets as allowed under Ind AS 101-"First time adoption of Indian Accounting Standard" are recognised directly in equity or added/ deducted to/ from the cost of assets as the case may be. Such exchange differences recognised in equity or as part of cost of assets is recognised in the statement of profit and loss on a systematic basis.

Exchange differences arising on the retranslation or settlement of other monetary items are included in the statement of profit and loss for the period.

t. Treasury shares

The Company has created a Staff welfare Trust ('SWT') for providing staff welfare to its employees. The Company treats SWT as its extension and shares held by SWT are treated as treasury shares. Own equity instruments that are reacquired (treasury shares) are recognised at cost and deducted from equity. No gain or loss is recognised in profit or loss on the purchase, sale, issue or cancellation of the Company's own equity instruments. Any difference between the carrying amount and the consideration, if reissued, is recognised in capital reserve.

u. Corporate social responsibility ('CSR') expenditure

The Company charges its CSR expenditure during the year to the statement of profit and loss.

v. Interest in Joint Operations

In respect of its interests in joint operations, the Company recognises its share in assets, liabilities, income and expenses line by line in the standalone Ind AS financial statements of the entities which is party to such joint arrangement. Interests in joint operations are included in the segments to which they relate.

Notes to the standalone financial statements for the year ended March 31, 2017

3. Property, plant and equipment

(₹ in crore)

Particulars	Freehold land	Leasehold improvements	Plant and equipment	Furniture and fixtures	Office equipment	Vehicles	Computers	Total
Deemed Cost								
As at April 01, 2015	0.08	0.28	70.26	1.58	3.27	4.35	0.47	80.29
Additions	-	0.06	3.95	0.82	0.74	0.58	1.42	7.57
Disposals	-	-	-	-	-	0.15	-	0.15
As at March 31, 2016	0.08	0.34	74.21	2.40	4.01	4.78	1.89	87.71
Additions	-	-	7.23	0.97	1.17	0.32	0.59	10.28
Disposals	-	-	-	-	-	0.15	0.01	0.16
As at March 31, 2017	0.08	0.34	81.44	3.37	5.18	4.95	2.47	97.83
Depreciation								
As at April 01, 2015	-	-	-	-	-	-	-	-
Charge for the year	-	0.11	11.03	0.49	1.80	1.08	0.29	14.80
Disposals	-	-	-	-	-	0.10	-	0.10
As at March 31, 2016	-	0.11	11.03	0.49	1.80	0.98	0.29	14.70
Charge for the year	-	0.12	10.93	0.46	1.66	1.02	0.70	14.89
Disposals	-	-	-	-	-	0.11	0.01	0.12
As at March 31, 2017	-	0.23	21.96	0.95	3.46	1.89	0.98	29.47
Net block								
As at March 31, 2017	0.08	0.11	59.48	2.42	1.72	3.06	1.49	68.36
As at March 31, 2016	0.08	0.23	63.18	1.91	2.21	3.80	1.60	73.01
As at April 1, 2015	0.08	0.28	70.26	1.58	3.27	4.35	0.47	80.29

Ind AS 101 exemption: The Company has availed the exemption available under Ind AS 101, whereas the carrying value of Property, plant and equipment and Intangible assets under the previous GAAP has been carried forward as the costs under Ind AS.

Information regarding gross block of assets, accumulated depreciation has been disclosed by the Company separately as follows:

(₹ in crore)

Particulars	Freehold land	Leasehold improvements	Plant and equipment	Furniture and fixtures	Office equipment	Vehicles	Computers	Total
As at April 1, 2015								
Gross Block	0.08	0.29	103.79	3.17	9.14	7.58	8.90	132.95
Less: Accumulated Depreciation	-	0.01	33.53	1.59	5.87	3.23	8.43	52.66
Net book value as per previous GAAP	0.08	0.28	70.26	1.58	3.27	4.35	0.47	80.29
Deemed cost as on April 1, 2015	0.08	0.28	70.26	1.58	3.27	4.35	0.47	80.29

(This space has been intentionally left blank)

Notes to the standalone financial statements for the year ended March 31, 2017

4. Other Intangible assets

(₹ in crore)

Particulars	Computer Software	Total
Deemed Cost		
As at April 01, 2015	2.99	2.99
Additions	0.75	0.75
As at March 31, 2016	3.74	3.74
Additions	1.58	1.58
As at March 31, 2017	5.32	5.32
Amortisation		
As at April 01, 2015	-	-
Charge for the year	0.97	0.97
As at March 31, 2016	0.97	0.97
Charge for the year	1.24	1.24
As at March 31, 2017	2.21	2.21
Net block		
As at March 31, 2017	3.11	3.11
As at March 31, 2016	2.77	2.77
As at April 01, 2015	2.99	2.99

Ind AS 101 exemption: The Company has availed the exemption available under Ind AS 101, whereas the carrying value of Property, plant and equipment and Intangible assets under the previous GAAP has been carried forward as the costs under Ind AS.

Information regarding gross block of assets, accumulated depreciation has been disclosed by the Company separately as follows:

(₹ in crore)

Particulars	Computer Software
As at April 1, 2015	
Gross Block	6.35
Less: Accumulated Amortisation	3.36
Net book value as per previous GAAP	2.99
Deemed cost as on April 1, 2015	2.99

(This space has been intentionally left blank)

Notes to the standalone financial statements for the year ended March 31, 2017

5. Financial assets - Investments

(₹ in crore)

Particulars	Non-current			Current		
	March 31, 2017	March 31, 2016	April 01, 2015	March 31, 2017	March 31, 2016	April 01, 2015
A. Investments carried at cost						
Unquoted equity shares						
i. Subsidiary companies						
- Domestic Companies						
GMR Hyderabad International Airport Limited ('GHIAL')	0.00	0.00	0.00	-	-	-
[1,000 (March 31, 2016: 1,000 and April 1, 2015: 1000) equity shares of ₹ 10 each] [₹ 10,000 (March 31, 2016: ₹ 10,000 and April 1, 2015: 10,000)]						
GMR Pochanpalli Expressways Limited ('GPEL')	2.07	2.07	2.07	-	-	-
[2,070,000 (March 31, 2016: 2,070,000 and April 1, 2015: 2,070,000) equity shares of ₹ 10 each]						
GMR Ambala Chandigarh Expressways Private Limited ('GACEPL') ^{1,6,9}	47.49	47.49	47.49	-	-	-
[47,495,280 (March 31, 2016: 47,495,280 and April 1, 2015: 47,495,280) equity shares of ₹ 10 each]						
Delhi International Airport Private Limited ('DIAL')	0.00	0.00	0.00	-	-	-
[200 (March 31, 2016: 200 and April 1, 2015: 200) equity shares of ₹ 10 each] [₹ 2,000 (March 31, 2016: ₹ 2,000 and April 1, 2015: ₹ 2,000)]						
GMR (Badrinath) Hydro Power Generation Private Limited ('GBHPL') ^{2,10}	-	0.00	0.00	-	-	-
[Nil (March 31, 2016: 4,900 and April 1, 2015: 4,900) equity shares of ₹ 10 each] [Nil (March 31, 2016: ₹ 49,000 and April 1, 2015: 49,000)]						
GMR Airports Limited ('GAL') ^{1,12}	691.11	691.11	691.11	-	-	-
[350,869,304 (March 31, 2016: 350,869,304 and April 1, 2015: 350,869,304) equity shares ₹ 10 each]						
GMR Aviation Private Limited ('GAPL') ¹⁴	244.08	86.44	86.44	-	-	-
[244,080,868 (March 31, 2016: 86,440,000 and April 1, 2015: 86,440,000) equity shares of ₹ 10 each]						
Gateways for India Airports Private Limited ('GFIAL')	0.01	0.01	0.01	-	-	-
[8,649 (March 31, 2016: 8,649 and April 1, 2015: 8,649) equity shares of ₹ 10 each]						
GMR Krishnagiri SEZ Limited ('GKSEZ')	117.50	117.50	117.50	-	-	-
[117,500,000 (March 31, 2016: 117,500,000 and April 1, 2015: 117,500,000) equity shares of ₹ 10 each]						
GMR Highways Limited ('GMRHL') ^{1,6,9,13,16}	1,852.93	20.00	20.00	-	-	-
[1,852,929,746 (March 31, 2016: 19,999,997 and April 1, 2015: 20,000,000) equity shares of ₹ 10 each]						

Notes to the standalone financial statements for the year ended March 31, 2017

5. Financial assets - Investments (Contd.)

(₹ in crore)

Particulars	Non-current			Current		
	March 31, 2017	March 31, 2016	April 01, 2015	March 31, 2017	March 31, 2016	April 01, 2015
GMR Hyderabad Vijayawada Expressways Private Limited ('GHVEPL') ⁹	2.05	2.05	2.05	-	-	-
[2,050,000 (March 31, 2016: 2,050,000 and April 1, 2015: 2,050,000) equity shares of ₹ 10]						
GMR Corporate Affairs Private Limited ('GCAPL')	5.00	5.00	5.00	-	-	-
[4,999,900 (March 31, 2016: 4,999,900 April 1, 2015: 4,999,900) equity shares of ₹ 10 each]						
GMR Chennai Outer Ring Road Private Limited ('GCORRPL') ^{1,9}	12.30	12.30	12.30	-	-	-
[12,300,000 (March 31, 2016: 12,300,000 and April 1, 2015: 12,300,000) equity shares of ₹ 10 each]						
GMR Energy Trading Limited ('GETL')	50.22	50.22	50.22	-	-	-
[50,219,897 (March 31, 2016: 50,219,897 and April 1, 2015: 50,219,897) equity shares of ₹ 10 each]						
Dhruvi Securities Private Limited ('DSPL')	199.70	199.70	199.70	-	-	-
[168,059,694 (March 31, 2016: 168,059,694 and April 1, 2015: 168,059,694) equity shares of ₹ 10 each]						
GMR Generation Assets Limited ('GGAL') (formerly known as GMR Renewable Energy Limited ('GREEL')) ^{1,2,4,7,8}	6,172.75	0.50	0.50	-	-	-
[6,172,750,426 (March 31, 2016: 500,000 and April 1, 2015: 500,000) equity shares of ₹ 10 each]						
GMR Power Infra Limited ('GPIL')	0.85	0.85	0.85	-	-	-
[849,490 (March 31, 2016: 849,490 and April 1, 2015: 849,490) equity shares of ₹ 10 each]						
GMR Kishangarh Udaipur Ahmedabad Expressways Limited ('GKUAEL') ⁹	5.05	5.05	5.05	-	-	-
[5,050,000 (March 31, 2016: 5,050,000 and April 1, 2015: 5,050,000) equity shares of ₹ 10 each]						
GEL ^{1,2,4,7,10,18,19}	-	1,476.46	1,476.46	-	-	-
[Nil (March 31, 2016: 536,894,545 and April 1, 2015: 536,894,545) equity shares of ₹ 10 each]						
GMR Infra Developers Limited ('GIDL')	0.05	-	-	-	-	-
[49,994 (March 31, 2016: Nil and April 1, 2015: Nil) equity shares of ₹ 10 each fully paid-up]						
GMR Aerostructure Service Limited ('GASL') (formerly known as GMR Hyderabad Airport Resource Management Limited ('GHARML'))	0.00	-	-	-	-	-
[50,000 (March 31, 2016: Nil and April 1, 2015: Nil) equity shares of ₹ 10 each]						
	9,403.16	2,716.75	2,716.75	-	-	-

Notes to the standalone financial statements for the year ended March 31, 2017

5. Financial assets - Investments (Contd.)

(₹ in crore)

Particulars	Non-current			Current		
	March 31, 2017	March 31, 2016	April 01, 2015	March 31, 2017	March 31, 2016	April 01, 2015
- Body Corporates						
GMR Energy (Mauritius) Limited ('GEML') ^{2,4}	0.00	0.00	0.00	-	-	-
[5 (March 31, 2016: 5 and April 1, 2015: 5) equity share of USD 1 each] [₹ 202 (March 31, 2016: ₹ 202 and April 1, 2015: 202)]						
GMR Infrastructure (Mauritius) Limited ('GIML') ^{5,11,17}	1,477.99	1,477.99	1,477.99	-	-	-
[320,550,001 (March 31, 2016: 320,550,001 and April 1, 2015: 320,550,001) equity share of USD 1 each]						
GMR Coal Resources Pte Limited ('GCRPL') ¹¹	0.11	0.11	0.11	-	-	-
[30,000 (March 31, 2016: 30,000 and April 1, 2015: 30,000) equity share of SGD 1 each]						
GMR Male International Airport Private Limited ('GMIAL') ⁵	0.00	0.00	0.00	-	-	-
[154 (March 31, 2016: 154 and April 1, 2015: 154) equity share of Mf 10 each] [₹ 4,917 (March 31, 2016: ₹ 4,917 and April 1, 2015: ₹ 4,917)]						
GMR Infrastructure (Overseas) Limited ('GIOL') ¹¹	0.00	0.00	0.00	-	-	-
[100 (March 31, 2016: 100 and April 1, 2015: 100) equity shares of USD 1 each] [₹ 4,903 (March 31, 2016: ₹ 4,903 and April 1, 2015: 4,903)]						
	1,478.10	1,478.10	1,478.10	-	-	-
ii. Associate companies						
Fully paid equity shares						
Jadcherla Expressways Private Limited ('JEPL') (formerly known as GMR Jadcherla Expressways Limited (GJEPL)) ⁹	-	1.77	1.77	-	-	-
[Nil (March 31, 2016: 1,767,375 and April 1, 2015: 1,767,375) equity shares of ₹ 10 each]						
Ulundurpet Expressways Private Limited ('UEPL') (formerly known as GMR Ulundurpet Expressways Private Limited (GUEPL)) ^{9,16}	-	0.99	2.98	-	1.99	-
[Nil (March 31, 2016: 2,981,250 and April 1, 2015: 2,981,250) equity shares of ₹10 each fully paid-up]						
	-	2.76	4.75	-	1.99	-
iii. Joint ventures						
GMR Megawide CEBU Airport Corporation ('GMCAC') ¹	12.03	12.03	1.37	-	-	-
[88,405,234 (March 31, 2016: 88,405,234 and April 1, 2015: 10,000,000) equity shares of PHP 1 each]						
GEL ^{1,2,4,7,10,18,19}	1,476.46	-	-	-	-	-
[536,894,545 (March 31, 2016: Nil and April 1, 2015: Nil) equity shares of ₹ 10 each]						
GMR (Badrinath) Hydro Power Generation Private Limited ('GBHPL') ^{2,10}	0.00	-	-	-	-	-

Notes to the standalone financial statements for the year ended March 31, 2017

5. Financial assets - Investments (Contd.)

(₹ in crore)

Particulars	Non-current			Current		
	March 31, 2017	March 31, 2016	April 01, 2015	March 31, 2017	March 31, 2016	April 01, 2015
[4,900 (March 31, 2016: Nil and April 1, 2015: Nil) equity shares of ₹ 10 each] [₹ 49,000 (March 31, 2016: ₹ Nil and April 1, 2015: Nil)]						
GMR OSE Hungund Hospet Highways Private Limited ('GOSEHHPL') ^{1,9,13}	-	-	59.80	59.80	59.80	-
[59,801,692 (March 31, 2016: 59,801,692 and April 1, 2015: 59,801,692) equity shares of ₹ 10 each]						
Less: Provision for diminution in value of investments	-	-	-	(29.65)	(29.65)	-
				30.15	30.15	-
Less: Investments classified as held for sale	-	-	-	(30.15)	(30.15)	-
B. Investments carried at deemed cost						
Unquoted equity shares						
i. Subsidiary companies						
GMR SEZ & Port Holdings Private Limited ('GSPHPL') ¹⁵	782.69	782.69	782.69	-	-	-
[47,989,999 (March 31, 2016: 47,989,999 and April 1, 2015: 47,989,999) equity shares of ₹ 10 each]				-	-	-
	2,271.18	794.72	843.86			
<i>Investment in additional equity of subsidiaries</i>						
GMRHL ^{6,9,13,16}	401.32	881.17	672.85	-	-	-
GCAPL	16.25	16.25	16.25	-	-	-
GSPHPL ¹⁵	62.39	167.95	167.95	-	-	-
GACEPL ⁶	4.73	20.43	20.43	-	-	-
GCORRPL ⁹	33.85	33.85	33.85	-	-	-
GHVEPL ⁹	61.32	61.32	61.32	-	-	-
GKUAEL ⁹	1.69	1.69	1.69	-	-	-
GPEL ⁹	36.21	36.21	36.21	-	-	-
GGAL ^{2,4,7,8}	304.64	1,805.22	1,805.22	-	-	-
DSPL	147.62	147.62	147.62	-	-	-
DPPL	1.13	1.13	1.13	-	-	-
ATSCL ⁴	-	0.16	0.16	-	-	-
DIAL	5.72	5.72	5.72	-	-	-
GWEL ^{2,4}	-	9.29	5.42	-	-	-
GENBV	2.65	2.65	2.65	-	-	-
GADL ⁵	1.07	1.07	1.07	-	-	-
GAPL ¹⁴	4.16	2.05	2.05	-	-	-
GBHHPPPL ^{2,4}	-	6.52	6.52	-	-	-
GCRPL ¹¹	40.68	29.14	29.14	-	-	-
GEL ^{2,4,7,10,18,19}	-	24.42	24.42	-	-	-
GETL	0.44	0.37	0.37	-	-	-
GGSPPL ^{2,4}	-	0.61	0.61	-	-	-
GHIAL	19.55	19.55	19.55	-	-	-
GIML ^{5,11,17}	13.18	13.18	13.18	-	-	-
GISPL	5.66	5.45	5.28	-	-	-
GMCAC	2.87	2.87	2.87	-	-	-
GPCL ⁴	1.34	1.34	1.34	-	-	-

Notes to the standalone financial statements for the year ended March 31, 2017

5. Financial assets - Investments (Contd.)

(₹ in crore)

Particulars	Non-current			Current		
	March 31, 2017	March 31, 2016	April 01, 2015	March 31, 2017	March 31, 2016	April 01, 2015
GMIAL ^{5,11}	13.02	13.02	13.02	-	-	-
MTSCL ⁴	-	0.94	0.94	-	-	-
PT BSL	3.37	3.37	3.21	-	-	-
GTTEPL ⁹	16.22	28.26	28.26	-	-	-
GTAEPL ⁹	12.20	21.84	21.84	-	-	-
GCHEPL ⁸	-	14.26	14.26	-	-	-
GAL ¹²	6.92	6.92	6.92	-	-	-
PPPL	0.03	0.03	-	-	-	-
RSSL	0.92	0.06	-	-	-	-
KSPL	3.22	3.22	2.26	-	-	-
GPIL	2.11	2.11	2.11	-	-	-
	1,226.48	3,391.26	3,177.69			
<i>Investment in additional equity of associates</i>						
GJEPL ⁹	-	1.85	1.85	-	-	-
GUEPL ^{9,16}	-	0.83	0.83	-	-	-
	-	2.68	2.68			
<i>Investment in additional equity of joint ventures</i>						
GOSEHHPL ^{9,13}	-	7.39	7.39	-	-	-
GWEL	9.29	-	-	-	-	-
GBHHPPL	9.10	-	-	-	-	-
GEL ^{2,4,7,10,18,19}	217.04	-	-	-	-	-
GGSPPL	0.61	-	-	-	-	-
GCHEPL ⁸	14.26	-	-	-	-	-
GREL ^{4,7}	44.46	-	-	-	-	-
GKEL ^{2,4}	5.01	5.01	-	-	-	-
	299.77	12.40	7.39			
Less: provision for impairment	(6,183.27)	(2,540.24)	(554.16)	-	-	-
Total investment in equity	8,495.42	5,858.42	7,677.06	-	1.99	
C. Investment in preference shares of subsidiary companies						
i. Investment in preference shares in the nature of equity) of subsidiary companies at cost						
GGAL ^{2,4,7,8}	492.10	-	-	-	-	-
[492,102,500 (March 31, 2016: Nil and April 01, 2015: Nil) 0.01% compulsorily convertible cumulative preference shares of ₹ 10 each]						
ii. Investment in preference shares of subsidiary companies at amortised cost						
GPPL	16.89	15.25	13.77	-	-	-
[4,450,000 (March 31, 2016: 4,450,000 and April 01, 2015: 4,450,000) 8% non-cumulative redeemable preference shares of ₹ 100 each]						
GACEPL ⁶	0.39	0.36	0.32	-	-	-
[66,000 (March 31, 2016: 66,000 and April 01, 2015: 66,000) 8% non-cumulative redeemable preference shares of ₹ 100 each]						

Notes to the standalone financial statements for the year ended March 31, 2017

5. Financial assets - Investments (Contd.)

(₹ in crore)

Particulars	Non-current			Current		
	March 31, 2017	March 31, 2016	April 01, 2015	March 31, 2017	March 31, 2016	April 01, 2015
GMRHL ^{1,6,9,13,16}	-	432.16	390.34	-	-	-
[Nil (March 31, 2016: 70,654,000 and April 1, 2015: 70,654,000) 8% non-cumulative redeemable preference shares of ₹ 100 each]						
GMRHL ^{1,6,9,13,16}	-	54.62	-	-	-	-
[Nil (March 31, 2016: 13,700,000 and April 1, 2015: Nil) 8% non-cumulative redeemable preference shares of ₹ 100 each]						
GCORRPL	13.37	12.08	10.91	-	-	-
[3,392,500 (March 31, 2016: 3,392,500 and April 1, 2015: 3,392,500) 6% non-cumulative redeemable convertible preference shares of ₹ 100 each]						
GCAPL	9.88	8.64	7.55	-	-	-
[15,000,000 (March 31, 2016: 15,000,000 and April 1, 2015: 15,000,000) 8% non-cumulative redeemable preference shares of ₹ 10 each]						
DSPL	139.97	122.33	106.87	-	-	-
[42,000,000 (March 31, 2016: 42,000,000 and April 1, 2015: 42,000,000) 8% compulsorily convertible preference shares of ₹ 10 each]						
GHVEPL ⁹	38.04	34.37	31.05	-	-	-
[8,152,740 (March 31, 2016: 8,152,740 and April 1, 2015: 8,152,740) 6% non-cumulative redeemable/convertible preference shares of ₹ 100 each]						
GGAL ^{2,4,7,8}	-	410.89	360.96	-	-	-
[Nil (March 31, 2016: 1,013,440,000 and April 1, 2015: 1,013,440,000) 8% compulsorily convertible cumulative preference shares of ₹ 10 each]						
GKUAEL ⁹	0.42	0.38	0.34	-	-	-
[195,000 (March 31, 2016: 195,000 and April 1, 2015: 195,000) 0.1% non cumulative compulsorily convertible preference shares of ₹ 100 each]						
GAL ^{3,12}	-	-	-	-	-	-
[10,731,700 (March 31, 2016: 10,731,700 and April 1, 2015: 10,731,700) class B compulsorily convertible preference shares of ₹ 1,000 each]						
GGAL ^{2,4,7,8}	-	447.59	393.19	-	-	-
[Nil (March 31, 2016: 11,039,649 and April 1, 2015: 11,039,649) 0.01% compulsorily convertible cumulative preference shares of ₹ 1,000 each]						
GGAL ^{2,4,7,8}	-	200.94	176.52	-	-	-
[Nil (March 31, 2016: 495,602,500 and April 1, 2015: 495,602,500) 0.01% compulsorily convertible cumulative preference shares of ₹ 10 each]						
	711.06	1,739.61	1,491.82	-	-	-

Notes to the standalone financial statements for the year ended March 31, 2017

5. Financial assets - Investments (Contd.)

(₹ in crore)

Particulars	Non-current			Current		
	March 31, 2017	March 31, 2016	April 01, 2015	March 31, 2017	March 31, 2016	April 01, 2015
D. Investment in debentures of subsidiary companies						
i. Investment in debentures (in the nature of equity) of subsidiary companies at cost						
GSPHPL ¹⁵	100.00	-	-	-	-	-
100 (March 31, 2016: Nil and April 1, 2015: Nil) 0% (March 31, 2016: Nil and April 1, 2015: Nil) unsecured optionally convertible cumulative debentures of ₹ 10,000,000 each]	-	-	-	-	-	-
GSPHPL ¹⁵	270.20	263.70	-	-	-	-
[270,200,000 (March 31, 2016: 263,700,000 and April 1, 2015: Nil) 0% non marketable unsecured compulsory convertible debentures of ₹ 10 each]						
ii. Investment in debentures of subsidiary companies at amortised cost						
GKSEZ	22.85	22.85	22.85	-	-	-
[22.85 (March 31, 2016: 22.85 and April 1, 2015: 22.85) 12% unsecured optionally convertible cumulative debentures of ₹ 10,000,000 each]						
GKSEZ	73.40	73.40	73.40	-	-	-
[734 (March 31, 2016: 734 and April 1, 2015: 734) 12% unsecured optionally convertible cumulative debentures of ₹ 1,000,000 each]						
GAPL ¹⁴	-	98.65	98.65	-	-	-
[Nil (March 31, 2016: 9,865 and April 1, 2015: 9,865) 12.50% unsecured optionally convertible debentures of ₹ 100,000 each]						
GSPHPL ¹⁵	-	52.54	46.44	-	-	-
[Nil (March 31, 2016: 100 and April 1, 2015: 100) Nil (March 31, 2016: 1% and April 1, 2015: 1%) unsecured optionally convertible cumulative debentures of ₹ 10,000,000 each]						
GSPHPL ¹⁵	129.00	55.57	48.32	-	-	-
[12,900 (March 31, 2016: 12,900 and April 1, 2015: 12,900) 12.25% (March 31, 2016: 0.1% and April 1, 2015: 0.1%) unsecured optionally convertible cumulative debentures of ₹ 100,000 each]						
GSPHPL ¹⁵	14.76	14.76	14.76	-	-	-
[1,476 (March 31, 2016: 1,476 and April 1, 2015: 1,476) 12% unsecured optionally convertible cumulative debentures of ₹ 100,000 each]						
GAPL	-	-	-	-	-	11.00
[Nil (March 31, 2016: Nil and April 1, 2015: 1,150,000) 1% unsecured non-convertible redeemable debentures of ₹ 100 each]						
Deepesh Properties Private Limited ('DPPL')	0.75	0.66	0.57	-	-	-
[150 (March 31, 2016: 150 and April 1, 2015: 150) 0.1% unsecured optionally convertible cumulative debentures of ₹ 100,000 each]						
GEL ^{2,4,7,10,18,19}	-	861.83	960.00	-	110.83	98.17
[Nil (March 31, 2016: 10,000 and April 1, 2015: 10,000) (March 31, 2016: 13.85% and April 1, 2015: 14.50%) unsecured non-convertible redeemable debentures of ₹ Nil (March 31, 2016: ₹ 867,500 and April 1, 2015: ₹ 967,500)]						
Less: Current portion of non-current investments		(110.83)	(98.17)			
	610.96	1,333.13	1,166.82	-	110.83	109.17

Notes to the standalone financial statements for the year ended March 31, 2017

5. Financial assets - Investments (Contd.)

(₹ in crore)

Particulars	Non-current			Current		
	March 31, 2017	March 31, 2016	April 01, 2015	March 31, 2017	March 31, 2016	April 01, 2015
E. Investments at fair value through profit and loss account						
Investment in mutual funds						
ICICI Prudential Liquid Regular Plan Nil (March 31, 2016: 491,818.16 and April 1, 2015: Nil) units of ₹ Nil (March 31, 2016: 223.85 each and April 1, 2015: Nil)	-	-	-	-	11.01	-
L&T Liquid Fund- Regular Growth 30,358.34 (March 31, 2016: Nil and April 1, 2015: Nil) units of ₹ 2,225.52 each (March 31, 2016: Nil and April 1, 2015: Nil)	-	-	-	6.77	-	-
	-	-	-	6.77	11.01	-
F. Unquoted equity shares						
- In other Body Corporates						
GMR Holding Malta Limited ('GHML') ¹ [Nil (March 31, 2016: Nil and April 1, 2015: 58) equity shares of EURO 1 (₹ Nil (March 31, 2016: ₹ Nil and April 1, 2015: ₹ 3,924)]	-	-	0.00	-	-	0.00
Less: Current portion of non current investments	-	-	(0.00)	-	-	-
Istanbul Sabiha Gokcen Uluslararası Havalimani Yer Hizmetleri Anonim Sirketi ('SGH') ¹ [Nil (March 31, 2016: 4,300 and April 1, 2015: 4,300) equity shares of YTL 100 each]	-	1.27	1.27	-	-	-
Less: provision for diminution in value of investments	-	(1.27)	(1.27)	-	-	-
	-	-	-	-	-	0.00
Total investments (A+B+C+D+E+F)	9,817.44	8,931.16	10,335.70	6.77	123.83	109.17
Aggregate book and market value of quoted investments	-	-	-	6.77	11.01	-
Aggregate gross value of unquoted investments	16,000.72	11,472.67	10,891.13	-	112.82	109.17
Aggregate amount of impairment in value of investments	(6,183.27)	(2,541.51)	(555.43)	-	-	-

1. Details of investments pledged at face value as security in respect of the loans availed by the Company and the investee Companies. The following unquoted investments included above have been pledged as security in respect of the borrowings of the Company or the investee Companies:

(₹ in crore)

Description	March 31, 2017	March 31, 2016	April 01, 2015
GMRHL [19,999,994 (March 31, 2016: 15,400,000 and April 1, 2015: 15,400,000 equity share of ₹ 10 each)]	20.00	15.40	15.40
GACEPL [23,272,687 (March 31, 2016: 23,272,687 and April 1, 2015: 23,272,687) equity shares of ₹ 10 each]	23.27	23.27	23.27
GMCAC [88,405,234 (March 31, 2016: 88,405,234 and April 1, 2015: 10,000,000) equity shares of PHP 1 each]	12.03	12.03	1.37
GCORRPL [2,418,000 (March 31, 2016: 2,418,000 and April 1, 2015: 2,418,000) equity shares of ₹ 10 each]	2.42	2.42	2.42
GOSEHHPL [59,801,692 (March 31, 2016: 59,801,692 and April 1, 2015: 7,988,993) equity shares of ₹ 10 each]	59.80	59.80	7.99
GAL [91,226,067 (March 31, 2016: 91,226,067 and April 1, 2015: 91,226,067) equity shares of ₹ 10 each]	91.23	91.23	91.23
GEL [314,466,466 (March 31, 2016: 527,861,749 and April 1, 2015: 375,752,855) equity share of ₹ 10 each]	314.47	527.86	375.75
GHML [Nil (March 31, 2016: Nil and April 1, 2015: 58) equity shares of Euro 1 each] [March 31, 2016 ₹ Nil and April 1, 2015: ₹ 3,924]	-	-	0.00

Notes to the standalone financial statements for the year ended March 31, 2017

(₹ in crore)

Description	March 31, 2017	March 31, 2016	April 01, 2015
GMRHL	-	219.32	183.70
[Nil (March 31, 2016: 21,932,040 and April 1, 2015 18,370,040) 8% non-cumulative redeemable preference shares of ₹ 100 each]			
SGH	-	1.27	1.27
[Nil (March 31, 2016: 4,300 and April 1, 2015: 4,300) equity shares of YTL 100 each]			
GGAL	3,793.95	-	-
[3,793,950,136 equity shares of ₹ 10 each (March 31, 2016: Nil and April 1, 2015: Nil)]			

2. The Company along with its subsidiaries entered into a Subscription and Shareholders Agreement with Tenaga Nasional Berhad (Tenaga) and its affiliate, Power and Energy International (Mauritius) Limited ('Investors') whereby the investors have acquired a 30% equity stake in a select portfolio of GEL assets on a fully diluted basis for a consideration of USD 30.00 crore through primary issuance of equity shares of GEL. The transaction was completed on November 4, 2016 and GEL has allotted equity shares to the Investors for the said consideration of USD 30.00 crore. As per the conditions precedent to the completion of the transaction, GEL's investment in certain entities have been transferred from GEL to other subsidiaries of the Company along with novation of loans taken from the Company to GGAL towards discharge of the purchase consideration. Pursuant to the above transaction, compulsory convertible preference shares of GGAL issued to various preference shareholders have also been converted into equity shares of GGAL.

Pursuant to the aforesaid transaction, GEL and its underlying entities ceased to be subsidiaries of the Company and have been considered as joint ventures as per the requirements of Ind AS -111.

3. GAL has allotted these shares as bonus shares in their allotment and transfer committee meeting held on August 04, 2011.
4. The Company has investments in GGAL and GEL. GGAL and GEL and their underlying subsidiaries/joint ventures are engaged in energy sector including mining operations. Some of these underlying subsidiaries/ joint ventures as further detailed in Notes 7, 8, 10 and 11 have been incurring losses. As a result, based on its internal assessment with regard to future operations and valuation assessment by an external expert and a consummated transaction as referred in note 2 above, the management of the Company has made a provision for diminution in the value of its investments in GGAL and GEL amounting to ₹ 4,446.20 crore (₹ 2,809.74 crore for the year ended March 31, 2017) and have disclosed the same as an 'exceptional item' in the standalone financial statements of the Company for the year ended March 31, 2017. The management is of the view that post such diminution the carrying value of the Company's investment in GGAL and GEL is appropriate.
5. The Company through its subsidiary GMR Infrastructure (Mauritius) Limited ('GIML') has made investments of ₹ 151.54 crore (USD 2.31 crore) towards 77% holding in GMR Male International Airport Private Limited ('GMIAL'), a subsidiary of the Company.

GMIAL entered into an agreement on June 28, 2010 with Maldives Airports Company Limited ('MACL') and Ministry of Finance and Treasury ('MoFT'), Republic of Maldives for the Rehabilitation, Expansion, Modernization, Operation and Maintenance of Male International Airport ('MIA') for a period of 25 years ("the Concession Agreement"). On November 27, 2012, MACL and MoFT issued notices to GMIAL stating that the Concession Agreement was void ab initio and that neither MoFT nor MACL had authority under the laws of Maldives to enter into the agreement and MACL took over the possession and control of the MIA and GMIAL vacated the airport effective December 8, 2012. The matter was under arbitration. During the year ended March 31, 2017, the arbitration tribunal delivered its final award in favour of GMIAL, pursuant to which GMIAL received ₹ 1,777.76 crore (USD 27.10 crore) from MACL.

Further, GMIAL executed work construction contracts with GADL International Limited ('GADLIL'), a subsidiary of the Company and other service providers for rehabilitation, expansion, modernization of MIA. Pursuant to the aforesaid takeover of airport, GMIAL has terminated the contracts with GADLIL and these service providers. As per the terms of contracts, in the event of discontinuation of construction, GMIAL is required to pay termination payment to the service providers. GMIAL has received claims of around USD 8.00 crore as at March 31, 2017 from GADLIL and other service providers. However, no such claims relating to the termination of contracts have been recognised as at March 31, 2017 since the amounts payable are not certain.

GMIAL is in the process of settling various obligations and the aforesaid claims, however the management is confident that the consideration received by the Company is higher than the carrying value of the claims recoverable and the claims from the EPC contractors and accordingly do not require any further adjustments to the carrying value of the investments in GMIAL as at March 31, 2017.

Notes to the standalone financial statements for the year ended March 31, 2017

6. The Company along with its subsidiaries has investments of ₹ 448.18 crore in GACEPL a subsidiary of the Company as at March 31, 2017. GACEPL has been incurring losses since the commencement of its commercial operations and has accumulated losses of ₹ 302.35 crore as at March 31, 2017. The management believes that these losses are primarily attributable to the loss of revenue arising as a result of diversion of partial traffic on parallel roads. The matter is currently under arbitration and the arbitration tribunal has passed an interim order staying the payment of negative grant which was due during the years ended March 31, 2014, March 31, 2015, March 31, 2016 and March 31, 2017 till further orders. Based on an internal assessment and a legal opinion, the management of GACEPL is confident that it will be able to claim compensation from relevant authorities for the loss it has suffered due to such diversion of traffic and accordingly, the investments in GACEPL has been carried at cost and no provision for diminution in the value of investments has been made as at March 31, 2017.
7. In view of lower supplies/ availability of natural gas to the power generating companies in India, GEL, GMR Vemagiri Power Generation Limited ('GVPGL') and GMR Rajahmundry Energy Limited ('GREL') are facing shortage of natural gas supply and delays in securing gas linkages. As a result, GEL has not generated and sold electrical energy since April 2013. GVPGL and GREL emerged as successful bidders in the auction process organised by the Ministry of Power and operated on an intermittent basis from August 2015 and October 2015 respectively till September 2016. These entities have been incurring losses including cash losses on account of the aforesaid shortage of natural gas supply. During the year ended March 31, 2017, GEL has entered into a Memorandum of Undertaking with an external party for sale of its 220 MW gas based power plant for a consideration of USD 6.30 crore and is in the process of entering into a definitive agreement for the sale of the powerplant.

GREL had not commenced commercial operations pending linkages of natural gas supply from the Ministry of Petroleum and Natural Gas till the period ended September 30, 2015. As a result, during the year ended March 31, 2016, under a Framework for Revitalising Distressed Assets in the Economy, Reserve Bank of India ('RBI') announced Strategic Debt Restructuring Scheme ('SDR'), under which the lenders have to collectively hold 51% or more of the equity shares in the Company with distressed assets. The consortium of lenders of GREL decided to implement Strategic Debt Restructuring Scheme to convert part of the debt outstanding into equity and to undertake flexible structuring of balance debt post conversion as a Corrective Action Plan for improving viability and revival of the project. Pursuant to the scheme, borrowings aggregating to ₹ 1,308.57 crore and interest accrued thereon amounting to ₹ 105.42 crore was converted into equity shares of GREL on May 12, 2016 for 55% stake in equity share capital of GREL and the Company and GGAL has given a guarantee of ₹ 2,738 crore to the lenders against the remaining debt. The aforesaid conversion has resulted in loss of control by the Group over GREL and the Consortium of bankers have taken over 55% of the paid up equity share capital of GREL and the bankers have to find a new promoter for GREL within the period as prescribed under the scheme. Post conversion, balance external borrowings are subject to flexible structuring (5/25 scheme) for repayment of the same over a period of 20.50 years comprising of moratorium period of 1.75 years and structured quarterly repayment period of 18.75 years. Consequent to the SDR as stated, GREL ceased to be a subsidiary of the Company and has been considered as a joint venture as per the requirements of Ind AS 111.

The management and the Association of Power Producers continue to monitor the macro situation and are evaluating various approaches/ alternatives to deal with the situation and the management is confident that Government of India ('GoI') would take further necessary steps/ initiatives in this regard to improve the situation regarding availability of natural gas from alternate sources in the foreseeable future. The management has also carried out a valuation assessment of these gas based companies which includes certain assumptions relating to availability and pricing of domestic and imported gas, future tariff and other operating parameters, which it believes reasonably reflect the future expectations from these projects. The management will monitor these aspects closely and take actions as are considered appropriate and is confident that these gas based entities will be able to generate sufficient profits in future years and meet their financial obligations as they arise. Based on the aforementioned reasons, business plans and a valuation assessment by an external expert, the management is of the view that the carrying value of the investments including advances in these aforesaid entities (net of provision for diminution in the value of investments) as at March 31, 2017 is appropriate.

8. As at March 31, 2017, the Company through its subsidiary GGAL, has investments of ₹ 3,556.15 crore in GMR Chhattisgarh Energy Limited ('GCHEPL'). GCHEPL has declared commercial operations of Unit I and coal mine on November 1, 2015 and Unit II on March 31, 2016 of its 1,370 MW coal based thermal power plant at Raipur district, Chhattisgarh. GCHEPL does not have any PPAs currently and has been incurring losses since the commencement of its commercial operations and has accumulated losses of ₹ 2,032.78 crore as at March 31, 2017. GCHEPL is taking steps to tie up the power supply through power supply agreements on a long/medium term basis with various customers including State Electricity Boards and is hopeful of tying up significant part of generation capacity in the ensuing financial year.

Notes to the standalone financial statements for the year ended March 31, 2017

GCHEPL has experienced certain delays and incurred cost overruns in the completion of the project including receipt of additional claims from the EPC contractors. The claims of the key EPC contractor, Doosan Power Systems India Private Limited ('DPS') is under arbitration in the Singapore International Arbitration Centre (SIAC). Based on the legal opinion, the management is confident that it has strong defence for the claims raised by the EPC contractor and believes that the claims are not tenable in law and accordingly no financial implications are expected out of the said arbitration.

GCHEPL has also obtained provisional Mega Power status certificate from the Ministry of Power, GoI, vide letter dated September 8, 2011 and accordingly has availed an exemption of customs and excise duty against bank guarantees of ₹ 955.68 crore and pledge of deposits of ₹ 50.94 crore. The grant of final mega power status of GCHEPL was dependent on its achieving tie up for supply of power for 85% of its installed capacity through the long term power purchase agreements within stipulated time which has been extended to 120 months from the date of import, as per the recent amendment to Mega Power Policy 2009 by the Government of India. The management of GCHEPL is certain of fulfilling the conditions relating to Mega Power status in the foreseeable future, pending which cost of customs and excise duty has not been included in the cost of the project.

During the year ended March 31, 2017, under a Framework for Revitalising Distressed Assets in the Economy by RBI, the lenders of GCHEPL have implemented the Strategic Debt Restructuring Scheme on February 21, 2017 pursuant to which borrowings of GCHEPL aggregating to ₹ 2,992.22 crore (including interest accrued thereon of ₹ 652.22 crore) got converted into equity shares. The lenders got 52.38% stake in the equity share capital of the GCHEPL. The aforesaid conversion has resulted in loss of control by the Group over GCHEPL and the Consortium of bankers have taken over 52.38% of the paid up equity share capital of GCHEPL and the bankers have to find a new promoter for GCHEPL within the period as prescribed under the scheme. Further, majority of the lenders have reduced interest rates for GCHEPL and are considering implementing the 5/25 Scheme, which grants GCHEPL extension of time towards repayment of outstanding debts and will result in better cash flow management for GCHEPL. Consequent to the SDR as stated above, GCHEPL ceased to be a subsidiary of the Company and has been considered as a joint venture as per the requirement of Ind AS-111.

GCHEPL was allotted two coal mines at Ganeshpur and Talabira to meet its fuel requirements. Subsequent to the year ended March 31, 2017, GCHEPL has filed writ petition with Delhi High Court for surrendering both the coal blocks allotted during the year ended March 31, 2015. The management is of the opinion that in view of the recent decisions by the Delhi High Court in similar cases, there will be no financial implications on GCHEPL for the surrender of mines.

The Group has obtained a valuation report from an external expert estimating the future cash flows of GCHEPL on discounted cash flow basis. The valuation is dependent on the achievement of certain key assumptions considered by the management around GCHEPL's future revenues, profitability of operations and servicing of its debts which are dependent on tying up of GCHEPL entire generation capacity for profitable rates through long term and medium term PPAs in a power scarce market, achievement of higher PLF, projected sales mix of PPA and merchant power, fuel linkage tie ups and refinancing of existing loans with lower interest rates with banks, achievement of mega power status and successful gains from the government announced initiatives of tolling linkage and continued financial support by the Company.

The management is monitoring these assumptions closely on a periodic basis and based on business plans and valuation assessment carried out by an external expert, the management of the Group is of the view that the carrying value of the investments in GCHEPL (net of provision for diminution in the value of investments) as at March 31, 2017 is appropriate.

9. Based on internal assessment of its investments in GMRHL, a subsidiary of the Company and other road entities, the Company made a provision for diminution in the value of investments / advances of ₹ 1,636.76 crore as at March 31, 2017 (including ₹ 736.07 crore provided during the year ended March 31, 2017) which has been disclosed as an 'exceptional item' in the standalone Ind AS financial statements of the Company for the year ended March 31, 2017. As detailed below, the diminution in value has primarily arisen on account of the diminution in the value of investments / advances in GHVEPL and GKUAEL.
 - (a) GHVEPL has been incurring losses since the commencement of its commercial operations. The management believes that these losses are primarily due to loss of revenue arising as a result of drop in commercial traffic on account of bifurcation of State of Andhra Pradesh and ban imposed on sand mining in the region. The management of GHVEPL based on its internal assessment and a legal opinion, believes that these events constitute a Change in Law as per the Concession Agreement and GHVEPL is entitled to a claim for losses suffered on account of the aforementioned reasons and accordingly filed its claim of ₹ 222.79 crore for the loss of revenue till the year ended March 31, 2016 with National Highways Authority of India ('NHAI'). Subsequently, NHAI rejected the aforementioned claims and consequently GHVEPL invoked dispute resolution process as per the provisions of the Concession Agreement. Subsequently, NHAI has intimated GHVEPL that conciliation has failed and the management of GHVEPL is in the process of initiating the arbitration.
 - (b) The management of GHVEPL is confident that it will be able to claim compensation from the relevant authorities for the loss it suffered due to aforementioned reasons and based on valuation assessment carried out by an external expert which is significantly dependent on the fructification of the aforesaid claims believes that the carrying value of its investments in GHVEPL (net of provision for diminution in the value of investments) as at March 31, 2017 is appropriate.

Notes to the standalone financial statements for the year ended March 31, 2017

GKUAEL had entered into a Concession Agreement with NHAI on November 30, 2011 for six laning of Kishangarh-Udaipur-Ahmedabad section of NH 79A, 79, 76 and 8. Pursuant to non-fulfillment of the mandatory 'Conditions Precedent' specified under the Concession Agreement within the due date, GKUAEL had issued a notice to NHAI dated December 21, 2012 of its intention to terminate the Concession Agreement. In response, NHAI vide their letter dated January 1, 2013 termed the notice not maintainable both in law and in facts. The matter was under arbitration.

During the year ended March 31, 2017, the Company has settled their disputes with NHAI before the arbitral tribunal after payment of penalty of ₹ 53.87 crore by GKUAEL to NHAI and the bank guarantee of ₹ 269.36 crore has been discharged by NHAI.

In addition, GKUAEL had awarded the EPC contract to GMR Enterprises Private Limited ('GEPL') and had given an advance of ₹ 590.00 crore. Pursuant to the issue of notice of dispute as stated above, GKUAEL terminated the contract on May 15, 2015. During the year ended March 31, 2017, GKUAEL has settled the claims of the EPC contractors for ₹ 259.13 crore and confident of recovery of the balance ₹ 330.87 crore from GEPL and accordingly, the management is confident that the carrying value of its investments (net of provision for diminution in the value of investments) in GKUAEL as at March 31, 2017 is appropriate.

10. As at March 31, 2017, the Company along with its subsidiaries and joint ventures has investments of ₹ 456.24 crore in GMR Badrinath Hydro Power Generation Private Limited ('GBHPL'). GBHPL is in the process of setting up 300 MW hydro based power plant in Alaknanda River, Chamoli District of Uttarakhand. The Hon'ble Supreme Court of India ('the Court'), while hearing a civil appeal in the matters of Alaknanda Hydro Power Company Limited, directed vide its order dated May 7, 2014 that no further construction work shall be undertaken by the 24 projects coming up on the Alaknanda and Bhagirathi basins until further orders. Further, during the year ended March 31, 2016, Ministry of Environment Forest and Climate Change ('MoEF') has represented to the Supreme Court of India that of the six hydro projects in Uttarakhand, two projects including GBHPL requires certain design modifications as per the policy stipulations. However, based on its internal assessment and a legal opinion, the management of GBHPL is confident of obtaining the requisite clearances and based on business plan and a valuation assessment, carried out by an external expert the management of the Company is of the view that the carrying value of the investments in GBHPL as at March 31, 2017 is appropriate.
11. The Company through its subsidiary GMR Coal Resources Pte. Limited ('GCRPL') has investments of Rs 3,325.26 crore (USD 50.69 crore) in PTGEMS, a joint venture as at March 31, 2017. PTGEMS along with its subsidiaries are engaged in the business of coal mining and trading activities. GCRPL has a Coal Supply Agreement ('CSA') with PTGEMS whereby it is entitled to offtake stated quantity of coal as per the terms of the CSA at an agreed discount. GCRPL has not significantly commenced the offtake of the coal under the CSA, however the management is of the view that the same will not have an impact on their total entitlement of offtake of coal under the CSA. Though the coal prices had significantly declined during the year ended March 31, 2016, there has been an increase in coal prices during the current year. Further, during the year ended March 31, 2017, GCRPL has restructured its loan facility with the lenders whereby the loan is repayable over a period of 5 years commencing January 2017. Based on these factors and valuation assessment carried out by an external expert, the management believes that the carrying value of investments in PTGEMS as at March 31, 2017 is appropriate.
12. Pursuant to the investor agreements (including amendments thereof) entered into during the years ended March 31, 2011 and 2012 (hereinafter collectively referred to as "investor agreement"), GAL, a subsidiary of the Company, had issued 3,731,468 Class A Compulsorily Convertible Preference Shares ("CCPS A") of ₹ 1,000 each at a premium of ₹ 2,885.27 each and ₹ 3,080.90 each aggregating to ₹ 663.31 crore and ₹ 441.35 crore respectively, to certain Private Equity Investors ('Investors'). Further, GAL had allotted bonus shares of 11,046,532 class B Compulsorily Convertible Preference Shares ("CCPS B") to the Company, utilising the securities premium account.

As per the terms of the investor agreement, the Company has a call option to buy CCPS A from the Investors for a call price to be determined as per the terms of the investor agreement. The call option was to be exercised by the Company on or before April 6, 2015. If the call option was not exercised by the Company before April 6, 2015, as per the investment agreement, each CCPS A will get converted into 82.821 equity shares of GAL with simultaneous conversion of CCPS B held by the Company into equity shares of GAL as per Articles and Memorandum of Association of GAL.

The Company vide its letter dated April 1, 2015, had exercised the call option to buy the CCPS A, subject to the requisite regulatory approvals. However, Investors have initiated arbitration proceedings against GAL and the Company, seeking conversion of the CCPS A. During the year ended March 31, 2017, the investors filed their statement of claim and the Company along with GAL have filed their statement of defense/ reply respectively. In view of ongoing arbitration, no adjustments have been made for the call option exercised by GIL to acquire CCPS A and the CCPS B issued to the Company continues to be carried at cost of ₹ Nil. Accordingly, the standalone financial statements of the Company do not include any adjustments that might result from the outcome of this uncertainty.

13. During the year ended March 31, 2016, the Company along with its subsidiary GMRHL, entered into a shares purchase agreement ('SPA') with Oriental Tollways Private Limited and Orbit Infraventures LLP for the divestment of 117,300,000 equity shares of ₹ 10 each, held by both the Company and GMRHL, representing their 51.00% stake in GOSHHEPL, a joint venture of the Company for a sale consideration of ₹ 59.14 Crore. As at March 31, 2017,

Notes to the standalone financial statements for the year ended March 31, 2017

the transfer of 59,801,692 equity shares held by the Company is not completed. However, based on the SPA, the Company has made a provision for impairment of ₹ 29.65 Crore towards the diminution in the value of investments, which had been disclosed as an 'exceptional item' in the financial statements of the Company for the year ended March 31, 2016.

14. During the year ended March 31, 2017, based on an internal assessment of its investments in GAPL, a subsidiary of the Company, the Company has made a provision for diminution in the value of its investments of ₹ 110.39 crore as at March 31, 2017 (including ₹ 108.35 crore provided during the year ended March 31, 2017) which has been disclosed as an 'exceptional item' in the standalone financial statements of the Company for the year ended March 31, 2017.
15. GSPHPL, a subsidiary of the Company has invested in certain step down subsidiaries which holds investment properties. The Company has considered fair value of its investments in GSPHPL as deemed cost under Ind AS 101 'First-time Adoption of Indian Accounting Standards' and accordingly, based on the valuation assessment done by an external expert as per the requirements of Ind AS, the Company has adjusted ₹ 734.70 crore to the carrying value of its investments in GSPHPL reported under the previous GAAP in its opening balance sheet as at April 1, 2015 prepared under Ind AS with a consequent increase in Other Equity.
16. During the year ended March 31, 2016, the Company along with its subsidiaries GMRHL and GEL, entered into a SPA with India Infrastructure Fund for the sale of their entire equity stake of 26.00% in UEPL for a sale consideration of ₹ 32.50 Crore. As at March 31, 2016, the sale transaction was not completed. However, based on the SPA the Company has made a provision for impairment of ₹ 1.05 Crore which had been disclosed as an 'exceptional item' in the standalone financial statements of the Company for the year ended March 31, 2016.
17. The Company through GIML has an investment in GMR Infrastructure (Cyprus) Limited, a subsidiary of GIML. GICL has fixed deposits of ₹ 229.60 Crore (USD 3.50 crore) as at March 31, 2017 with Eurobank, Cyprus. The Republic of Cyprus is presently facing economic difficulties. During the year ended March 31, 2017, the bank has released USD 3.36 crore and the management of the Group is of the view that despite such economic difficulties, the amount held as fixed deposit with Eurobank is good for recovery though withdrawal of the amount from the Republic of Cyprus would be subject to restriction as may be imposed by the Central Bank of Cyprus.
18. As at March 31, 2017, the Company through GEL, has investments of ₹ 1,227.89 Crore (including investments in equity / preference share capital and subordinate loans and interest accrued thereon) in GMR Warora Energy Limited ('GWEL') ('Formerly known as EMCO Energy Limited') and has also provided corporate / bank guarantee towards loans taken by GWEL from the project lenders. GWEL is engaged in the business of generation and sale of electrical energy from its coal based power plant of 600MW situated at Warora. GWEL has accumulated losses of ₹ 911.30 Crore as at March 31, 2017 which has resulted in erosion of GWEL's entire net worth. GWEL has achieved the COD of Unit I in March 2013 and of Unit II in September 2013 and has tied up entire power supplies capacity with customers and has completed the refinancing of its term and other loans with the lenders which has resulted in the reduction in the rate of interest and extended repayment period. Though the networth of GWEL is fully eroded, GWEL has earned profit of 142.67 Crore for the year ended March 31, 2017 as compared to loss of ₹ 265.28 Crore for the year ended March 31, 2016. Accordingly, the management of GWEL expects that the plant will generate sufficient profits in the future years and based on business plans and valuation assessment by an external expert, is of the view that the carrying value of the investments as at March 31, 2017 is appropriate.
19. As at March 31, 2016, the Company through its subsidiary GEL, has investments of ₹ 2,310.51 Crore (including investments in equity share capital, subordinate loans and interest accrued thereon) in GMR Kamalanga Energy Limited ('GKEL'), and also provided corporate / bank guarantee towards loan taken by GKEL from the project lenders. GKEL is engaged in development and operation of 3*350 MW under Phase I and 1*350 MW under Phase II, coal based power project in Kamalanga village, Orissa and has commenced commercial operation of Phase I of the project. GKEL has a fuel supply agreement for 500 MW with Mahanadi Coal Fields Limited, a subsidiary of Coal India Limited. GKEL has accumulated losses of ₹ 1,767.89 Crore as at March 31, 2017, which has resulted in substantial erosion of GKEL's net worth due to operational difficulties faced during the early stage of its operations. However, the losses have reduced and are ₹ 298.41 Crore for the year ended March 31, 2017 vis a vis losses of ₹ 853.78 Crore for the year ended March 31, 2015. Further, pursuant to the Reserve Bank of India's framework for revitalizing distressed assets in the economy (including strategic debt restructuring scheme), the consortium of bankers have amended the rupee term loan agreement on June 29, 2015 and accordingly loan is to be repaid in 66 quarterly structured instalments from October 1, 2017. During the year ended March 31, 2016, GKEL has received favourable orders with regard to its petition for 'Tariff Determination' in case of PPA with GRIDCO Limited and for 'Tariff Revision' in case of PPAs with Haryana DISCOMS through PTC India Limited from Central Electricity Regulatory Commission ('CERC'). In view of these matters, business plans, valuation assessment by an external expert and continued financial support by the Company, the management is of the view that the carrying value of the investments as at March 31, 2017 is appropriate.

Notes to the standalone financial statements for the year ended March 31, 2017

6. Loans

(₹ in crore)

	Non-current			Current		
	March 31, 2017	March 31, 2016	April 01, 2015	March 31, 2017	March 31, 2016	April 01, 2015
Loans to related parties						
Unsecured, considered good (refer note 33)	1,825.55	5,497.51	3,693.35	499.99	316.55	189.69
Unsecured considered, doubtful (refer note 33)	-	-	5.70	-	-	-
	1,825.55	5,497.51	3,699.05	499.99	316.55	189.69
Less: Provision for doubtful loans	-	-	(5.70)	-	-	-
(A)	1,825.55	5,497.51	3,693.35	499.99	316.55	189.69
Loans to employees (unsecured, considered good)	0.24	0.24	0.45	0.17	0.18	0.16
(B)	0.24	0.24	0.45	0.17	0.18	0.16
Tota (A+B)	1,825.79	5,497.75	3,693.80	500.16	316.73	189.85

1. The Company had given an interest free loan of ₹ 115.00 crore to GMR Welfare Trust ('GWT') during the year ended March 31, 2011 for the purpose of employee benefit scheme. The trust had utilised the proceeds of the loan received from the Company in the following manner:

(₹ in crore)

	March 31, 2017	March 31, 2016	April 01, 2015
Investment in equity shares of the Company	101.55	101.55	101.55
Investment in equity shares of GAL	11.28	11.28	11.28
Others	2.17	2.17	2.17
	115.00	115.00	115.00

SEBI had issued Circular CIR/CFD/DIL/3-2013 dated January 17, 2013 prohibiting listed companies from framing any employee benefit scheme involving acquisition of its own securities from the secondary market. SEBI had issued Circular CIR/CFD/POLICYCELL/14/2013 dated November 29, 2013 extending the date of compliance to June 30, 2014. The management of the Company submitted the details of the GWT to the stock exchanges. SEBI has issued a Notification dated October 28, 2014 notifying "The Securities and Exchange Board of India (Share Based Employee Benefits) Regulations, 2014" ("SEBI Regulations") whereby the Companies having existing schemes to which these regulations apply are required to comply with these regulations within one year of the effective date of the regulations and the trusts holding shares, for the purposes of implementing general employee benefit schemes, which exceed ten percent of the total value of the assets of the trusts, shall have a period of five years to bring down trusts' holding in such shares to the permissible limits. SEBI published Frequently Asked Question ("FAQ") on SEBI Regulations and clarified that appropriation of shares towards ESPS/ESOP/SAR/General Employee Benefits Scheme / Retirement Benefit Schemes by October 27, 2015 would be considered as compliance with proviso to regulation 3(12) of the SEBI Regulations. The Company may appropriate towards individual employees or sell in the market during next three years so that no unappropriated inventory remains thereafter. The shareholders have approved the revised terms and conditions of the scheme by passing a special resolution in the Annual General Meeting of the Company held on September 23, 2015 and that the Company will ensure compliance with other applicable provisions of the new regulations within the permissible time period. Pursuant to the implementation of Ind AS, the Company has consolidated the financial statements of GWT in its standalone financial statements and accordingly the loans has become NIL.

2. Loans are non-derivative financial instruments which generate a fixed or variable interest income for the Company. The carrying value may be affected by the changes in the credit risk of the counter parties.
3. Refer note 5(2), 5(4), 5(6), 5(7), 5(8), 5(9), 5(10), 5(11), 5(14), 5(16), 5(17), 5(18), 5(19)

7. Other financial assets

(₹ in crore)

	Non current			Current		
	March 31, 2017	March 31, 2016	April 01, 2015	March 31, 2017	March 31, 2016	April 01, 2015
Unbilled revenue						
Considered good	26.65	6.98	-	296.86	144.34	94.44
Considered doubtful	-	-	-	4.28	2.67	1.06
Less: Provision for doubtful debts	-	-	-	(4.28)	(2.67)	(1.06)
	26.65	6.98	-	296.86	144.34	94.44

Notes to the standalone financial statements for the year ended March 31, 2017

(₹ in crore)

	Non current			Current		
	March 31, 2017	March 31, 2016	April 01, 2015	March 31, 2017	March 31, 2016	April 01, 2015
Non-current bank balance (refer note 13)	103.29	278.76	684.80	-	-	-
Security deposit (refer note 33)	3.23	1.66	3.80	4.63	8.67	23.03
Interest accrued on fixed deposits	-	-	-	3.10	8.76	9.78
Interest accrued on loans and debentures to related parties (refer note 33)	-	-	-	244.89	390.44	134.43
Total other financial assets	133.17	287.40	688.60	549.48	552.21	261.68

- Refer Note 37 (c) for details pertaining to ECL

8. Trade receivables

(₹ in crore)

	Non-current			Current		
	March 31, 2017	March 31, 2016	April 1, 2015	March 31, 2017	March 31, 2016	April 1, 2015
Unsecured, considered good¹						
Receivable from related parties (refer note 33)	1.17	1.60	0.82	17.29	50.66	44.55
Other trade receivables	41.06	36.62	48.93	50.59	61.79	98.22
(A)	42.23	38.22	49.75	67.88	112.45	142.77
Unsecured, considered doubtful						
Receivable from related parties (refer note 33)	-	-	-	5.00	3.18	1.43
Other trade receivables	9.04	5.09	2.65	10.69	9.09	3.76
(B)	9.04	5.09	2.65	15.69	12.27	5.19
Less: Provision for doubtful receivables	(9.04)	(5.09)	(2.65)	(15.69)	(12.27)	(5.19)
Total trade receivables (A + B)	42.23	38.22	49.75	67.88	112.45	142.77

No trade or other receivable are due from directors or other officers of the Company either severally or jointly with any other person. Nor any trade or other receivable are due from firms or private companies respectively in which any director is a partner, a director or a member.

Trade receivables are non-interest bearing.

Refer Note 37 (c) for details pertaining to ECL

1. Include retention money of ₹ 46.15 crore (March 31, 2016 ₹ 62.06 crore and April 1, 2015 ₹ 76.66 crore).

9. Other assets

(₹ in crore)

	Non-current			Current		
	March 31, 2017	March 31, 2016	April 01, 2015	March 31, 2017	March 31, 2016	April 01, 2015
Capital advances						
Unsecured, considered good (refer note 33)	0.01	0.31	0.02	-	-	-
(A)	0.01	0.31	0.02	-	-	-
Advances other than capital advances						
Receivable from related parties (refer note 33)	-	-	-	2.68	-	1.26
Other Advances	-	-	-	67.50	137.48	12.48
(B)	-	-	-	70.18	137.48	13.74
Ancillary cost of arranging the borrowings	0.23	-	29.41	0.86	0.08	0.89
Prepaid expenses	2.80	5.34	0.10	5.22	3.04	1.59
Balance with statutory / government authorities	23.36	16.51	18.80	-	-	-
(C)	26.39	21.85	48.31	6.08	3.12	2.48
Total other assets (A+B+C)	26.40	22.16	48.33	76.26	140.60	16.22

Notes to the standalone financial statements for the year ended March 31, 2017

10. Deferred tax

(₹ in crore)

	March 31, 2017	March 31, 2016	April 1, 2015
Deferred tax liability			
Fixed assets: Impact of difference between tax depreciation and depreciation / amortisation charged for the financial reporting	3.73	5.09	29.17
Deferred tax asset*			
Impact of expenditure charged to the statement of profit and loss but allowed for tax purposes on payment basis	(3.73)	(5.09)	(29.17)
MAT Credit Entitlement	97.23	87.12	77.91
Total	97.23	87.12	77.91

11(a). Non-current tax assets (net)

(₹ in crore)

	March 31, 2017	March 31, 2016	April 1, 2015
Advance income tax (net of provision for current tax and including tax paid under protest)	85.73	77.68	69.53
Total	85.73	77.68	69.53

11(b). Liabilities for current tax (net)

(₹ in crore)

	March 31, 2017	March 31, 2016	April 1, 2015
Provision for current tax (net of advance income tax)	5.18	-	-
Total	5.18	-	-

12. Inventories

(₹ in crore)

	March 31, 2017	March 31, 2016	April 1, 2015
Raw materials (valued at lower of cost and net realizable value)	65.74	8.73	4.55
Total inventories	65.74	8.73	4.55

13. Cash and cash equivalents

(₹ in crore)

	Non-current			Current		
	March 31, 2017	March 31, 2016	April 01, 2015	March 31, 2017	March 31, 2016	April 01, 2015
Balances with banks						
- On current accounts ^{6,7,8}	0.28	0.28	10.18	16.95	35.66	398.42
Deposits with original maturity of less than three months	-	-	7.03	14.25	294.16	-
Cheques/ drafts on hand	-	-	-	-	-	0.10
Cash on hand	-	-	-	0.27	0.20	0.06
(A)	0.28	0.28	17.21	31.47	330.02	398.58
Other bank balances						
- Deposits with remaining maturity for less than 12 months ^{1,2,3,4,5,9,10}	75.64	265.10	656.04	13.59	3.54	3.22
- Deposits with remaining maturity for more than 12 months ^{1,2,3,4,5,9,10}	27.37	13.38	11.55	-	-	0.06
(B)	103.01	278.48	667.59	13.59	3.54	3.28
Amount disclosed under other financial assets (refer note 7)	(103.29)	(278.76)	(684.80)	-	-	-
(C)	(103.29)	(278.76)	(684.80)	-	-	-
Total	(A+B-C)	-	-	45.06	333.56	401.86

Notes to the standalone financial statements for the year ended March 31, 2017

1. A charge has been created over the deposits of ₹ 28.70 crore (March 31, 2016: ₹ 121.90 crore and April 1, 2015: ₹ 82.69 crore) towards Debt Service Reserve Account ('DSRA') maintained by the Company for loans availed by the Company from banks and financial institutions (refer note 16).
2. A charge has been created over the deposits of ₹ 25.55 crore (March 31, 2016: ₹ 20.55 crore and April 1, 2015: ₹ 20.55 crore) for working capital facility availed by the Company (refer note 16).
3. A charge has been created over the deposits of ₹ 0.06 crore (March 31, 2016: ₹ 85.12 crore and April 1, 2015: ₹ 66.30 crore) for loan availed by the Company from a bank (refer note 16).
4. A charge has been created over the deposits of ₹ Nil (March 31, 2016: ₹ 1.80 crore and April 1, 2015: ₹ 2.98 crore) towards DSRA maintained by the Company with a bank for loan availed by GMRHL.
5. A charge has been created over the deposits of ₹ Nil (March 31, 2016: ₹ Nil and April 1, 2015: ₹ 502.10 crore) for loan against deposits availed by KSPL.
6. Includes unclaimed dividend of ₹ 0.27 crore (March 31, 2016: ₹ 0.27 crore and April 1, 2015: ₹ 0.27 crore).
7. Includes ₹ 0.01 crore (March 31, 2016: ₹ 0.01 crore and April 1, 2015: ₹ 9.91 crore) towards DSRA maintained by the Company with ICICI bank (refer note 16).
8. Includes ₹ Nil (March 31, 2016: ₹ Nil and April 1, 2015: ₹ 347.65 crore) received towards share application money for issue of rights shares. The funds were received in an escrow account and were restricted till the allotment of equity shares pursuant to the right issue (refer note 14(g)).
9. A charge has been created over the deposits of ₹ 6.50 crore (March 31, 2016: ₹ 6.50 crore and April 1, 2015: ₹ Nil) towards margin money for hedging of FCCB interest (refer note 16).
10. A charge has been created over the deposits of ₹ 42.20 crore (March 31, 2016: ₹ 42.61 crore and April 1, 2015: ₹ Nil) towards bank guarantee facilities availed by the Company.
11. Balances with banks on current accounts does not earn interest. Short-term deposits are made for varying periods of between one day and three months, depending on the immediate cash-requirement of the Company, and earn interest at the respective short-term deposit rates.
12. For the purpose of the standalone statement of cash flows, cash and cash equivalents comprise the following:

(₹ in crore)

	March 31, 2017	March 31, 2016	April 01, 2015
Balances with banks:			
- On current accounts	16.95	35.66	398.42
Deposits with original maturity of less than three months	14.25	294.16	-
Cheques/ drafts on hand	-	-	0.10
Cash on hand	0.27	0.20	0.06
	31.47	330.02	398.58
Less: Bank overdraft** (refer note 16)	(9.08)	(10.07)	(15.40)
Cash and cash equivalents for cash flow statement	22.39	319.95	383.18

** Bank borrowings are generally considered to be financing activities. However, where bank overdrafts which are repayable on demand form an integral part of an entity's cash management, bank overdrafts are included as a component of cash and cash equivalents. A characteristic of such banking arrangements is that the bank balance often fluctuates from being positive to overdrawn. Accordingly, the Company has considered only such bank overdrafts which fluctuates from being positive to overdrawn often.

13. During the year, the Company had specified bank notes or other denomination notes as defined in the MCA notification G.S.R. 308(E) dated March 31, 2017. The details of Specified Bank Notes (SBN) held and transacted during the period from November 8, 2016 to December 30, 2016, denomination wise SBNs and other notes as per the notifications is given below:

Notes to the standalone financial statements for the year ended March 31, 2017

(₹ in crore)

Particulars	SBN's***	Other denomination notes	Total
Closing cash in hand as on November 08, 2016	0.18	0.15	0.33
(+) Permitted receipts	-	0.29	0.29
(-) Permitted payments	-	(0.28)	(0.28)
(-) Amount deposited in banks	(0.18)	-	(0.18)
Closing cash in hand as on December 30, 2016	-	0.16	0.16

*** For the purposes of this clause, the term 'Specified Bank Notes' shall have the same meaning provided in the notification of the Government of India, in the Ministry of Finance, Department of Economic Affairs number S.O. 3407(E), dated the 8th November, 2016.

14. Equity Share Capital

	Equity Shares		Preference Share ²		Preference Share (Series A and B) ³	
	In Numbers	(₹ in crore)	In Numbers	(₹ in crore)	In Numbers	(₹ in crore)
Authorised share capital:						
At April 1, 2015	7,500,000,000	750.00	-	-	12,000,000	1,200.00
Increase/(decrease) during the year ¹	6,000,000,000	600.00	6,000,000	600.00	(12,000,000)	(1,200.00)
At March 31, 2016	13,500,000,000	1,350.00	6,000,000	600.00	-	-
Increase/(decrease) during the year	-	-	-	-	-	-
At March 31, 2017	13,500,000,000	1,350.00	6,000,000	600.00	-	-
a. Issued equity capital						
Equity shares of Re. 1 each issued, subscribed and fully paid						
					In Numbers	(₹ in crore)
At April 1, 2015					4,361,247,379	436.13
Add: Issued during the year (refer note 14(g))					934,553,010	93.46
Add : Converted from Series A CCPS & Series B CCPS during the year (refer note 14(c))					740,144,886	74.00
At March 31, 2016					6,035,945,275	603.59
Changes during the period					-	-
At March 31, 2017					6,035,945,275	603.59

- During the year ended March 31, 2016, the authorised equity share capital was increased by ₹ 600 crore i.e. 600 crore equity shares of Re. 1 each.
- During the year ended March 31, 2016, the authorised preference share capital was increased by ₹ 600 crore i.e. 0.60 crore preference shares of ₹ 1000 each.
- During the year ended March 31, 2016, the authorised preference share capital of Series A and Series B was decreased by ₹ 1,200 crore i.e. 1.20 crore preference shares of ₹ 1000 each.

b. Terms/rights attached to equity shares

The Company has only one class of equity shares having par value of Re 1 per share. Every member holding equity shares therein shall have voting rights in proportion to the member's share of the paid up equity share capital. The Company declares and pays dividend in Indian rupees. The dividend proposed by the Board of Directors is subject to the approval of the shareholders in the ensuing Annual General Meeting.

In the event of liquidation of the Company, the holders of equity shares will be entitled to receive remaining assets of the Company, after distribution of all preferential amounts. The distribution will be in proportion to the number of equity shares held by the equity shareholders.

c. Terms/ rights attached to preference shares

During the year ended March 31, 2014, pursuant to the equity shareholders' approval obtained on March 20, 2014, the Company issued 11,366,704 CCPS of

Notes to the standalone financial statements for the year ended March 31, 2017

face value of ₹ 1,000 each comprising of (a) 5,683,351 Series A CCPS each fully paid up, carrying a coupon rate of 0.001% per annum ('p.a.') and having a term of 17 months from the date of allotment and (b) 5,683,353 Series B CCPS each fully paid up, carrying a coupon rate of 0.001% p.a. and having a term of 18 months from the date of allotment, to IDFC Limited, Dunearn Investments (Mauritius) Pte Limited, GKFF Ventures, Premier Edu-Infra Solutions Private Limited and Skyron Eco-Ventures Private Limited. The Series A CCPS and Series B CCPS were convertible into equity shares upon the expiry of their respective terms in accordance with the provisions of Chapter VII of the SEBI (Issue of Capital Disclosure Requirements) Regulations, 2009, as amended ('ICDR Regulations') on the basis of the minimum permissible price, computed in accordance with Regulation 76 read with Regulation 71(b) of the SEBI ICDR Regulations on the conversion date. Pursuant to the approval of the Management Committee of the Board of Directors dated August 26, 2015 and September 26, 2015, the Company approved the allotment for conversion of aforesaid Series A CCPS into 359,478,241 equity shares of face value of Re. 1 each at a price of ₹ 15.81 per equity share (including securities premium of ₹ 14.81 per equity share) and the Series B CCPS into 380,666,645 equity shares of face value of Re.1 each at a price of ₹ 14.93 per equity share (including securities premium of ₹ 13.93 per equity share) respectively. The presentation of the liability and equity portions of the share is explained in the summary of significant accounting policy.

d. Shares held by holding /ultimate holding company and/ or their subsidiaries/ associates.

Out of the equity share issued by the company, share held by its holding company, ultimate holding company and their subsidiaries/ associates are as below:

Name of Shareholder	March 31, 2017		March 31, 2016		April 01, 2015	
	No. of shares held	(₹ in crore)	No. of shares held	(₹ in crore)	No. of shares held	(₹ in crore)
GMR Holdings Private Limited ('GHPL'), the Holding Company (till August 10, 2016)	-	-	2,852,072,962	285.21	2,752,091,862	275.21
Equity shares of Re. 1 each, fully paid up						
GMR Infra Ventures LLP ('GIVLLP'), an associate of the Holding Company	31,321,815	3.13	31,321,815	3.13	31,321,815	3.13
Equity shares of Re. 1 each, fully paid up						
GMR Enterprises Private Limited ('GEPL'), an associate of the Holding Company (till August 10, 2016) and holding company w.e.f August 11, 2016.	2,878,245,098	287.82	23,400,000	2.34	23,400,000	2.34
Equity shares of Re. 1 each, fully paid up						
Welfare Trust of GMR Infra Employees ('GWT'), an associate of the Holding Company	17,999,800	1.80	17,999,800	1.80	17,999,800	1.80
Equity shares of Re. 1 each, fully paid up						
GMR Business and Consulting LLP ('GBC'), an associate of the Holding Company	805,635,166	80.56	805,635,166	80.56	52,973,443	5.30
Equity shares of Re. 1 each, fully paid up						
Cadence Retail Private Limited ('CRPL'), a subsidiary of the Holding Company	100,000	0.01	100,000	0.01	100,000	0.01
Equity shares of Re. 1 each, fully paid up						

e. Details of shareholders holding more than 5% shares in the Company

Name of Shareholder	March 31, 2017		March 31, 2016		April 01, 2015	
	No. of shares held	% holding in class	No. of shares held	% holding in class	No. of shares held	% holding in class
Equity shares of Re. 1 each fully paid						
GHPL	-	-	2,852,072,962	47.25%	2,752,091,862	63.10%
GEPL	2,878,245,098	47.69%	-	-	-	-
GBC	805,635,166	13.35%	805,635,166	13.35%	52,973,443	1.21%
Dunearn Investments (Mauritius) Pte Limited	513,639,481	8.51%	513,639,481	8.51%	-	-
Series A CCPS of ₹ 1,000 each						
Dunearn Investments (Mauritius) Pte Limited	-	-	-	-	3,944,084	69.40%
IDFC Limited*	-	-	-	-	209,550	3.69%
GKFF Ventures*	-	-	-	-	272,415	4.79%

Notes to the standalone financial statements for the year ended March 31, 2017

Name of Shareholder	March 31, 2017		March 31, 2016		April 01, 2015	
	No. of shares held	% holding in class	No. of shares held	% holding in class	No. of shares held	% holding in class
Premier Edu-Infra Solutions Private Limited*	-	-	-	-	209,550	3.69%
Skyron Eco Ventures Private Limited*	-	-	-	-	1,047,752	18.43%
Series B CCPS of ₹ 1,000 each						
Dunearn Investments (Mauritius) Pte Limited	-	-	-	-	3,944,084	69.40%
IDFC Limited*	-	-	-	-	209,550	3.69%
GKFF Ventures*	-	-	-	-	272,416	4.79%
Premier Edu-Infra Solutions Private Limited*	-	-	-	-	209,550	3.69%
Skyron Eco Ventures Private Limited*	-	-	-	-	1,047,752	18.43%

* Joint investor under the same share subscription and shareholders agreement.

As per records of the Company including its register of shareholders/ members, the above share holding represents both legal and beneficial ownership of shares.

f. Aggregate number of shares issued for consideration other than cash during the period of five years immediately preceding the reporting date:

During the year ended March 31, 2016, 5,683,351 Series A CCPS and 5,683,353 Series B CCPS of face value of ₹ 1,000 each have been converted into 359,478,241 equity shares of face value of Re. 1 each at a price of ₹ 15.81 per equity share (including securities premium of ₹ 14.81 per equity share) and 380,666,645 equity shares of face value of Re.1 each at a price of ₹ 14.93 per equity share (including securities premium of ₹ 13.93 per equity share) respectively (refer note 14(c))

g. Pursuant to the approval of the Management Committee of the Board of Directors dated April 18, 2015, the Company approved the allotment of 934,553,010 equity shares of face value of Re.1 each at a price of ₹15 per equity share (including securities premium of ₹14 per equity share) for an amount aggregating to ₹1,401.83 crore to the existing equity shareholders of the Company on rights basis in the ratio of 3 equity shares for every 14 equity shares held by equity shareholders under chapter IV of the SEBI ICDR Regulations and provisions of all other applicable laws and regulations.

h. Shares reserved for issue under options

For details of shares reserved for issue on conversion of foreign currency convertible bonds ('FCCB'), please refer note 16(20) related to terms of conversion/ redemption of FCCB

15. Other Equity

Share application money pending allotment (₹ in crore)

Balance as at April 01, 2015	889.66
Less: issue of shares (refer note 14(g))	(889.66)
Balance as at March 31, 2016	-
Balance as at March 31, 2017	(A) -

Equity component of preference shares (₹ in crore)

Balance as at April 01, 2015	133.94
Balance as at March 31, 2016	133.94
Balance as at March 31, 2017	(B) 133.94

Issued preference share capital

	In Numbers
At April 1, 2015	
a) Series A CCPS of ₹ 1,000 each	5,683,351
b) Series B CCPS of ₹ 1,000 each	5,683,353
Changes during the period	-
At March 31, 2016	
a) Series A CCPS of ₹ 1,000 each	5,683,351
b) Series B CCPS of ₹ 1,000 each	5,683,353
Less: Converted into equity shares during the year	
a) Series A CCPS of ₹ 1,000 each (Refer Note 14(c))	(5,683,351)

Notes to the standalone financial statements for the year ended March 31, 2017

b) Series B CCPS of ₹ 1,000 each (Refer Note 14(c))		(5,683,353)
At March 31, 2017		
a) Series A CCPS of ₹ 1,000 each		-
b) Series B CCPS of ₹ 1,000 each		-
Treasury shares (refer note 6)		(₹ in crore)
Balance as at April 01, 2015		(101.54)
Balance as at March 31, 2016		(101.54)
Balance as at March 31, 2017	(C)	(101.54)
Securities premium		(₹ in crore)
Balance as at April 01, 2015		7,658.71
Add: received during the year on issue of equity shares (refer note 14(g))		1,308.37
Add: securities premium towards conversion of CCPS into equity shares (refer note 14(c))		1,062.66
Less: utilised towards share issue expenses		(18.76)
Balance as at March 31, 2016		10,010.98
Balance as at March 31, 2017	(D)	10,010.98
Debenture redemption reserve ('DRR')¹		(₹ in crore)
Balance as at April 01, 2015		121.33
Add: amount transferred from the surplus balance in the standalone statement of profit and loss		38.49
Less: amount transferred to the surplus balance in the standalone statement of profit and loss		(34.38)
Balance as at March 31, 2016		125.44
Add: amount transferred from the surplus balance in the standalone statement of profit and loss		29.89
Less: amount transferred to the surplus balance in the standalone statement of profit and loss		(28.13)
Balance as at March 31, 2017	(E)	127.20
General reserve		(₹ in crore)
Balance as at April 01, 2015		40.62
Balance as at March 31, 2016		40.62
Balance as at March 31, 2017	(F)	40.62
Capital reserve²		(₹ in crore)
Balance as at April 01, 2015		-
Add: transfer on forfeiture of equity share warrants		141.75
Balance as at March 31, 2016		141.75
Balance as at March 31, 2017	(G)	141.75
FCMTR (refer note 16(20))		(₹ in crore)
Balance as at April 01, 2015		-
Add: Exchange difference on FCCB recognised during the year		(0.88)
Balance as at March 31, 2016		(0.88)
Add: Exchange difference on FCCB recognised during the year		35.07
Less: FCMTR amortisation during the year		(0.76)
Balance as at March 31, 2017	(H)	33.43
Money received against share warrants²		(₹ in crore)
Balance as at April 01, 2015		141.75
Less: transfer on forfeiture of equity share warrants		(141.75)
Balance as at March 31, 2016		-
Balance as at March 31, 2017	(I)	-
Retained earnings		(₹ in crore)
Balance as at April 01, 2015		938.79
Profit/ (loss) for the year		(1,720.24)
Add: Amount transferred from debenture redemption reserve		34.38
Less: Transfer to debenture redemption reserve		(38.49)

Notes to the standalone financial statements for the year ended March 31, 2017

Less: Remeasurement of post-employment benefits obligations	(0.51)
Balance as at March 31, 2016	(786.07)
Profit/ (loss) for the year	(3,684.11)
Add: Amount transferred from debenture redemption reserve	28.13
Less: Transfer to debenture redemption reserve	(29.89)
Less: Remeasurement of post-employment benefits obligations	(0.83)
Balance as at March 31, 2017	(J) (4,472.77)
Total retained earnings (A+B+C+D+E+F+G+H+I+J)	
Balance as at April 01, 2015	9,823.26
Balance as at March 31, 2016	9,564.24
Balance as at March 31, 2017	5,913.61

- The Company has issued redeemable non-convertible debentures. Accordingly, the Companies (Share capital and Debentures) Rules, 2014 (as amended), require the Company to create DRR out of profits of the Company available for payment of dividend. DRR is required to be created for an amount which is equal to 25% of the value of debentures issued over the life of the debentures issued.
- On July 02, 2014, the Board of Directors of the Company approved an issue and allotment of up to 180,000,000 warrants having an option to apply for and be allotted equivalent number of equity shares of face value of Re.1 each on a preferential basis under chapter VII of the SEBI ICDR Regulations and provisions of all other applicable laws and regulations and accordingly the Company received an advance of ₹ 141.75 crore against such share warrants. The shareholders approved the aforesaid issue of warrants through postal ballot on August 12, 2014. Pursuant to the approval of the Management Committee of the Board of Directors dated February 26, 2016 the outstanding warrants have been cancelled as the holder did not exercise the option within the due date of 18 months from the date of allotment, and ₹ 141.75 crore received as advance towards such warrants has been forfeited in accordance with the SEBI ICDR Regulations during the year ended March 31, 2016. The said amount has been credited to Capital Reserve account during the year ended March 31, 2016.

16. Financial liabilities - Borrowings

(₹ in crore)

	Non-current			Current		
	March 31, 2017	March 31, 2016	April 1, 2015	March 31, 2017	March 31, 2016	April 1, 2015
Debentures / Bonds						
10,000 (March 31, 2016: 10,000; April 1, 2015: 10,000) 0% redeemable and non-convertible debentures of ₹ 717,500 each (March 31, 2016: ₹ 830,000; April 1, 2015: ₹ 9,67,500) (secured) ¹	565.66	713.62	861.95	148.67	110.83	98.30
6 (March 31, 2016: 6; April 1, 2015: Nil) 7.5% Foreign Currency Convertible Bonds ('FCCBs') of USD 50,000,000 (March 31, 2016: USD 50,000,000; April 1, 2015: Nil) each (unsecured) ²⁰	1,930.14	1,962.56	-	-	-	-
Term Loans						
From banks						
Indian rupee term loans (secured) ^{6,7,8,9,10,11,17,18,19,24,26}	1,052.37	821.97	582.47	385.30	42.56	140.10
Indian rupee term loans (unsecured) ^{5,13}	497.44	525.30	554.55	29.74	29.25	397.34
From financial institutions						
Indian rupee term loans (secured) ^{15,16}	137.69	191.65	221.91	53.95	30.69	8.18
Indian rupee term loans (unsecured) ^{2,3,4}	787.71	907.80	1,006.50	120.46	99.04	98.95
Liability component of compound financial instrument						
Convertible preference shares (unsecured) (refer note 14(c))	-	-	1,070.48	-	-	-
Others						

Notes to the standalone financial statements for the year ended March 31, 2017

	Non-current			Current		
	March 31, 2017	March 31, 2016	April 1, 2015	March 31, 2017	March 31, 2016	April 1, 2015
Loans from others (secured) ¹²	0.06	0.12	0.18	0.06	0.05	0.05
Loan from a group company (unsecured) ^{14,23} (Refer note 33)	120.44	68.63	75.97	25.19	7.34	2.71
Bank Overdraft (secured) ²¹	-	-	-	76.31	77.45	78.03
Intercompany deposits from related parties repayable on demand (unsecured) ^{22,27} (Refer note 33)	-	-	-	36.57	60.07	68.03
	5,091.51	5,191.65	4,374.01	876.25	457.28	891.69
The above amount includes						
Secured borrowings	1,755.78	1,727.36	1,666.51	664.29	261.58	324.66
Unsecured borrowings	3,335.73	3,464.29	2,707.50	211.96	195.70	567.03
Less: amount clubbed under "Other financial liabilities" (refer note 18)	-	-	-	(763.37)	(319.76)	(745.63)
Total financial liabilities - borrowings	5,091.51	5,191.65	4,374.01	112.88	137.52	146.06

- During the year ended March 31, 2012, the Company had entered into an agreement to issue 7,000 secured, redeemable, non convertible debentures of ₹ 1,000,000 each to ICICI Bank Limited ('ICICI') ('Tranche 1'). During the year ended March 31, 2013 the Company had further entered into an agreement with ICICI to issue 3,000 secured, redeemable, non convertible debentures of ₹ 1,000,000 each ('Tranche 2'). These debentures are secured by way of (i) first pari passu charge over 998 acres of land held by GKSEZ (ii) subservient charge on 8,236 acres of SEZ land held by KSPL (iii) first exclusive charge over Debt Service and Reserve Account ('DSRA') maintained by the Company with ICICI and (iv) second ranking pledge over 30% of fully paid-up equity shares of ₹ 10 each of GGAL. These debentures are redeemable at a premium yielding 14.50% p.a. till March 25, 2013 and after March 25, 2013 with a yield of base rate of ICICI plus 4.50% p.a. The Tranche 1 is redeemable in thirty seven quarterly unequal instalments commencing from March 25, 2012 and Tranche 2 is redeemable in thirty six quarterly unequal instalments commencing from June 25, 2012. As at March 31, 2017, the Company has partially redeemed these debentures and the revised face value of these debentures after redemption is ₹ 717,500 (March 31, 2016: ₹ 830,000; April 1, 2015: ₹ 967,500) per debenture and the carrying value of outstanding debentures is ₹ 714.33 crore (March 31, 2016: ₹ 824.45 crore; April 1, 2015: ₹ 960.25 crore). Further the lender has certain mandatory prepayment rights as per the terms of the agreements, including amendments thereof.
- Indian rupee term loan from a financial institution of ₹ 149.82 crore (March 31, 2016: ₹149.69 crore; April 1, 2015: ₹ 149.57 crore) carries interest @ 12.00% p.a. (March 31, 2016 and April 1, 2015: 12.00% p.a) payable on a quarterly basis. The loan is repayable in seven equal annual instalments commencing at the end of four years from the date of first disbursement. The loan is secured by exclusive first charge on land held by GKSEZ.
- Indian rupee term loan from a financial institution of ₹ 498.61 crore (March 31, 2016: ₹ 597.65 crore; April 1, 2015: ₹ 696.60 crore) carries interest @ 11.75% p.a. (March 31, 2016 and April 1, 2015: 11.75% p.a.) payable on a half yearly basis. The loan is repayable in ten equated annual instalments commencing from December 2012. The loan is secured by a first pari passu charge on 8,236 acres of land held by KSPL.
- Indian rupee term loan from a financial institution of ₹ 259.74 crore (March 31, 2016: ₹ 259.50 crore; April 1, 2015: ₹ 259.28 crore) carries interest @ 12.15% p.a. (March 31, 2016 and April 1, 2015: 12.15% p.a.) payable on a quarterly basis. The loan is repayable in six equal annual instalments commencing at the end of five years from the date of first disbursement. The loan is secured by an exclusive first charge on certain immovable properties located in the State of Andhra Pradesh ('AP') owned by Namitha Real Estate Private Limited (NREPL), a subsidiary of the Company, Corporate Infrastructure Services Private Limited, a fellow subsidiary, Varalaxmi Jute & Twine Mills Private Limited, Vijay Niwas Real Estates Private Limited and Smt. G. Varalakshmi.
- Indian rupee term loan from a bank of ₹ 1,000.00 crore carries interest @ base rate of lender plus spread of 4.75% p.a. (March 31, 2016 and April 1, 2015: 4.75% p.a.) payable on a monthly basis. The loan is secured by (i) first pari passu charge on 998 acres of land held by GKSEZ. (ii) subservient charge on 8,236 acres of SEZ land held by KSPL and (iii) pledge of 30% equity shares of GCHEPL held by GGAL. There were certain mandatory prepayment events agreed with the bank including further issue of equity shares / divestments of stake in certain entities. Accordingly, the Company had prepaid ₹ 300 crore during the year ended March 31, 2016 and ₹ 200 crore during the year ended March 31, 2015. Out of the above, ₹ 482.43 crore is outstanding as on March 31, 2017 (March 31, 2016: ₹ 480.56 crore; March 31, 2015: ₹ 783.34 crore). The loan is repayable in twelve structured quarterly instalments commencing from April 25, 2021 and ending on January 25, 2024 as per the revised agreement dated May 27, 2016. Further the lender has certain mandatory prepayment rights as per the terms of the agreements, including amendments thereof.

Notes to the standalone financial statements for the year ended March 31, 2017

6. Indian rupee term loan from a bank of ₹ 214 crore (March 31, 2016: Nil; April 1, 2015: Nil) carries interest @ the lender's Marginal Cost of Funds based Lending Rate of 1Y (I-MCLE-1Y) plus spread of 4.55% p.a. (March 31, 2016 and April 1, 2015: Nil) and interest is payable on a monthly basis. The loan is secured by (i) first pari passu charge over 998 acres of land held by GKSEZ (ii) subservient charge on 8,236 acres of SEZ land held by KSPL (iii) charge over Dividend / Interest Escrow Account of the Company into which all dividends and/or interest receivable by the Company from GEL and GGAL would be deposited and (iv) first ranking pledge/NDU over 49% of equity shares of GGAL. Out of the above, ₹ 183.25 crore is outstanding as on March 31, 2017 (March 31, 2016: ₹ Nil; April 1, 2015: Nil). The loan is repayable in eighteen structured quarterly instalments commencing from December 25, 2016 and ending on March 25, 2021. Further the lender has certain mandatory prepayment rights as per the terms of the agreements, including amendments thereof.
7. Indian rupee term loan from a bank of ₹ 200.00 crore (March 31, 2016: ₹ 200.00 crore; April 1, 2015: ₹ 200.00 crore) carries interest @ base rate of lender plus spread of 1.50% p.a. (March 31, 2016 and April 1, 2015: base rate of lender plus spread of 1.50% p.a.) and interest is payable on a monthly basis. The loan is secured by i) an exclusive charge on loans and advances provided by the Company out of this loan facility ii) DSRA covering interest payment of one month and iii) securities as set out in note 25. Out of the above, ₹ 79.59 crore is outstanding as on March 31, 2017 (March 31, 2016: ₹ 125.82 crore; April 1, 2015: ₹ 174.37 crore). The Company had prepaid ₹ 63.75 crore during the year ended March 31, 2016 received from the issue of FCCBs as detailed in note 16(20). The loan is repayable in five equal quarterly instalments commencing from March 26, 2017 as per the revised agreement dated May 23, 2016. Further the lender has certain mandatory prepayment rights as per the terms of the agreements, including amendments thereof.
8. Indian rupee term loan from a bank of ₹ 193.76 crore (March 31, 2016: ₹ 206.84 crore; April 1, 2015: ₹ 223.62 crore) carries interest @ base rate of lender plus spread of 1.05% p.a. (March 31, 2016 and April 1, 2015: base rate of lender plus spread of 1.05% p.a.) and interest is payable on a monthly basis. The loan is secured by i) residual charge over all current assets and movable fixed assets of the Company with negative lien ii) first charge over loans and advances of the Company (excluding EPC division) to provide minimum cover of 1.25 times of the facility outstanding iii) first charge over cash flows of GMRHL iv) DSRA covering interest payment for the first three months and v) securities as set out in note 25. There were certain mandatory prepayment events agreed with the bank including further issue of equity shares/ divestments of stake in certain entities. Accordingly, the Company had prepaid ₹ 25.00 crore during the year ended March 31, 2016. The loan is repayable in six structured quarterly instalments commencing from March 26, 2017 as per the revised agreement dated May 23, 2016. Further the lender has certain mandatory prepayment rights as per the terms of the agreements, including amendments thereof.
9. Indian rupee term loan from a bank of ₹ 60.35 crore (March 31, 2016: ₹ 63.20 crore; April 1, 2015: ₹ 65.87 crore) carries interest @ base rate of lender plus spread of 0.85% p.a. (March 31, 2016 and April 1, 2015: base rate of lender plus spread of 0.85% p.a.) and interest is payable on a monthly basis. The loan is secured by i) 10% of cash margin on the outstanding amount in the form of lien on fixed deposits in favour of the lender ii) an exclusive charge on assets created out of this facility iii) corporate guarantee of GEPL and iv) securities as set out in note 25. The Company had prepaid ₹ 2.63 crore during the year ended March 31, 2016 received from the issue of FCCBs as detailed in note 16(20). The loan is repayable in ten structured quarterly instalments commencing from March 6, 2017 as per the revised agreement dated May 23, 2016. The bank has a put option for full or part of the facility amount at the end of thirty six months from the date of first disbursement and every three months thereafter. Further the lender has certain mandatory prepayment rights as per the terms of the agreements, including amendments thereof.
10. Indian rupee term loan from a bank of ₹ 117.07 crore (March 31, 2016: ₹ 120.00 crore; April 1, 2015: ₹ 120.00 crore) carries interest @ base rate of lender plus spread of 1.50% p.a. (March 31, 2016 and April 1, 2015: base rate of lender plus spread of 1.50% p.a.) and interest is payable on a monthly basis. The loan is secured by i) 10% of cash margin on the outstanding amount in the form of lien on fixed deposits in favour of the lender ii) charge on assets created out of this facility and iii) securities as set out in note 25. The loan is repayable in eight equal quarterly instalments commencing from January 27, 2018 as per the revised agreement dated May 23, 2016. The bank has a put option for full or part of the facility amount at the end of eighteen months from the date of first disbursement and every three months thereafter. Further the lender has certain mandatory prepayment rights as per the terms of the agreements, including amendments thereof.
11. Indian rupee term loan from a bank of ₹ 82.44 crore (March 31, 2016: ₹ 87.08 crore; April 1, 2015: ₹ 90.00 crore) carries interest @ base rate of lender plus spread of 1.25% p.a. (March 31, 2016 and April 1, 2015: base rate of lender plus spread of 1.25% p.a.) and interest is payable on a monthly basis. The loan is secured by i) 10% of cash margin on the outstanding amount in the form of lien on fixed deposits in favour of the lender ii) an exclusive charge on assets created out of underlying facility by GISPL in favour of lender approved correspondent bank iii) second charge on cash flows of GISPL from coal trading under Coal Sales and Purchase Agreement with GCRPL iv) exclusive charge on loans given to GEL v) DSRA covering interest payment for the next three months and vi) securities as set out in note 25. The Company had prepaid ₹ 2.03 crore during the year ended March 31, 2016 received from the issue of FCCBs as detailed in note 16(20). The loan is repayable in fourteen unequal semi-annually instalments commencing after twelve months from the date of first disbursement. Further the lender has certain mandatory prepayment rights as per the terms of the agreements, including amendments thereof.

Notes to the standalone financial statements for the year ended March 31, 2017

12. Vehicle loan from others of ₹ 0.12 crore (March 31, 2016: ₹ 0.17 crore; April 1, 2015: ₹ 0.23 crore) carries interest @10.33% p.a. (March 31, 2016 and April 1, 2015: @10.33% p.a) and interest is payable on a monthly basis. The loan is repayable in sixty equal monthly instalments commencing from April, 2014 and is secured by vehicle taken on loan.
13. Indian rupee term loan from a bank of ₹ 500.00 crore (March 31, 2016: ₹ 500.00 crore; April 1, 2015: ₹ 500.00 crore) carries interest at base rate of lender plus applicable spread of 3.25% p.a (March 31, 2016 and April 1, 2015: base rate of lender plus applicable spread of 3.25% p.a.) and the interest is payable on a monthly basis. The loan is secured by an exclusive first mortgage and charge on i) residential property of Mr. G.B.S Raju, Director at Bangalore ii) certain immovable properties of Boyance Infrastructure Private Limited ('BIPL') iii) non agricultural land of Hyderabad Jabilli Properties Private Limited ('HJPPL') at Andhra Pradesh iv) non agricultural lands of Mr. G.M. Rao, Executive Chairman and v) commercial apartment owned by Honey Flower Estates Private Limited ('HFEPL') and additionally secured by a) an irrevocable and unconditional guarantee of BIPL and HJPPL limited to the extent of the value of their property as stated aforesaid b) an irrevocable and unconditional guarantee of GEPL, BIPL and HFEPL and c) demand promissory note equal to principal amount of the loan and interest payable on the loan given by the Company. The Company had prepaid ₹ 60.79 crore during the year ended March 31, 2016 from the funds received from issue of right shares as detailed in note 14(g). Out of the above, ₹ 44.75 crore is outstanding as on March 31, 2017 (March 31, 2016: ₹ 73.99 crore; April 1, 2015: ₹ 168.55 crore). The loan is repayable in thirteen equal quarterly instalments starting July 1, 2015 as per the revised agreement dated April 10, 2015. Further the lender has certain mandatory prepayment rights as per the terms of the agreements, including amendments thereof.
14. Loan of ₹ 100.00 crore (March 31, 2016: ₹100.00 crore; April 1, 2015: ₹ 100.00 crore) from its subsidiary, GADL carries interest @ 12.70% p.a. (March 31, 2016: 12.70% p.a.; April 1, 2015: 12.95% p.a) and is payable on a monthly basis. The loan is to be prepaid on the occurrence of any liquidity event as per the terms of the agreement or repayable in twenty eight structured quarterly instalments commencing from December 23, 2013. Out of the above, ₹ 78.13 crore is outstanding as on March 31, 2017 (March 31, 2016: ₹ 75.97 crore; April 1, 2015: ₹ 78.68 crore).
15. Indian rupee term loan from a financial institution of ₹ 50.00 crore (March 31, 2016: ₹ 50.00 crore; April 1, 2015: ₹ 50.00 crore) carries interest @ 14.75% p.a. linked with SBR on reducing balance (March 31, 2016 and April 1, 2015: 14.75% p.a. linked with SBR on reducing balance) and is payable on a monthly basis. The loan is repayable in fifty seven monthly instalments commencing from April, 2014. The loan is secured by a charge on the assets taken on loan by the Company. Out of the above, ₹ 19.26 crore is outstanding as on March 31, 2017 (March 31, 2016: ₹ 28.75 crore; April 1, 2015: ₹ 36.93 crore).
16. Indian rupee term loan from a financial institution of ₹ 200.00 crore (March 31, 2016: Rs 200.00 crore; April 1, 2015: ₹ 200.00 crore) carries interest rate @ 14.25% p.a. (March 31, 2016: 14.25% p.a.; March 31, 2015: 14.25%) and is payable on a monthly basis. The loan is repayable in eighteen quarterly instalments commencing from October, 2016. The loan is secured by way of i) first mortgage and charge on non-agriculture lands of SJK Powergen Limited ('SJK') ii) pledge of 20,000,000 equity shares of Re. 1 each of the Company, held by GEPL and iii) pledge of such number of equity shares of ₹ 10 each of GEL having book value of minimum of ₹ 400.00 crore held by the Company and in case of default of repayment of loan, the lender has the right to convert the loan into equity. Out of the above, ₹ 172.38 crore is outstanding as on March 31, 2017 (March 31, 2016: ₹ 193.59 crore; April 1, 2015: ₹ 193.16 crore).
17. Vehicle loan from a bank of ₹ 0.23 crore (March 31, 2016: ₹ 0.38 crore; April 1, 2015: ₹ 0.50 crore) carries interest @ 10.00% p.a. (March 31, 2016 : 10.00% p.a; April 1, 2015: 10.00%) and the same is payable on a monthly basis. The loan is repayable in sixty equal monthly instalments commencing from October 01, 2013 and is secured by the vehicle taken on loan.
18. Indian rupee term loan from a bank of ₹ Nil (March 31, 2016: Nil; April 1, 2015: ₹ 48.21 crore) carried interest @ base rate of lender plus spread of 0.85% p.a. payable on a monthly basis. The loan was secured by i) 10% of cash margin on the outstanding amount in the form of lien on fixed deposits in favour of the lender ii) exclusive charge on loans and advances provided by the Company created out of this facility. The loan was repayable in 6 equal quarterly instalments commencing from March 31, 2014 and was repaid during the year ended March 31, 2016.
19. Indian rupee term loan from a bank of ₹ 300.00 crore (March 31, 2016: ₹ 300 crore; April 1, 2015: Nil) carries interest @ base rate of lender plus spread of 0.50% p.a. (March 31, 2016: base rate of lender plus spread of 0.50% p.a.) and interest is payable on a monthly basis. The loan is secured by i) 10% DSRA in the form of lien on fixed deposits in favor of the lender ii) Exclusive first charge on assets provided by the Company created out of this facility and iii) securities as set out in note 25. The loan is repayable in fourteen structured quarterly instalments commencing from January 15, 2017 as per the revised agreement dated May 23, 2016. The Company had prepaid ₹ 15.00 crore during the year ended March 31, 2016 received from the issue of FCCBs as detailed in note 16(20). Out of the above, ₹ 253.73 crore is outstanding as on March 31, 2017 (March 31, 2016: ₹ 261.21 crore; April 1, 2015: Nil). Further the lender has certain mandatory prepayment rights as per the terms of the agreements, including amendments thereof.
20. Pursuant to the approval of the Management Committee of the Board of Directors dated December 10, 2015, the Company has issued 7.50% Unlisted FCCBs of USD 30.00 crore to Kuwait Investment Authority with a maturity period of 60 years. The subscriber can exercise the conversion option on and after 18 months from the closing date upto close of business on maturity date. Interest is payable on an annual basis. The FCCBs are convertible at ₹ 18

Notes to the standalone financial statements for the year ended March 31, 2017

per share which can be adjusted downwards at the discretion of the Company, subject to the regulatory floor price. The exchange rate for conversion of FCCBs is fixed at ₹ 66.745/USD. The Company needs to take necessary steps incase the bondholders direct the Company to list the FCCBs on the Singapore Exchange Trading Limited. Also refer note 13(9).

21. Bank overdraft amounting to ₹ 76.31 crore (March 31, 2016: ₹ 77.45 crore and April 1, 2015: ₹ 78.03 crore) is secured by first charge on current assets of the EPC division of the Company and lien on fixed deposits with banks and carries an interest ranging between 13.00% to 13.75% p.a. (March 31, 2016 and April 1, 2015: 13.00% to 13.75% p.a.).
22. During the year ended March 31, 2013, the Company had accepted intercorporate deposit of ₹ 150.00 crore from its subsidiary, GAL, carrying an interest at 11.75% p.a. The outstanding loan of ₹ 68.00 crore as at April 1, 2015 had been repaid in full on April 28, 2015. During the year ended March 31, 2016, the Company had accepted intercorporate deposit of ₹ 60.00 crore from GAL, carrying an interest @ 12.50% p.a. payable on a monthly basis. The loan was repaid during the year ended March 31, 2017. During the year ended March 31, 2017, the Company obtained a loan of ₹ 60.00 crore from GAL carrying an interest @ 10.00% p.a. (March 31, 2016 and April 1, 2015: Nil) payable on a monthly basis. Of the above, ₹ 36.50 crore is outstanding as on March 31, 2017 (March 31, 2016 and April 1, 2015: Nil).
23. During the year ended March 31, 2017, the Company has accepted interest bearing security deposit of ₹ 75.00 crore from its subsidiary, Raxa Security Services Limited ('Raxa'), carrying an interest @ 11.35% p.a. (March 31, 2016: Nil; April 1, 2015: Nil) payable on a monthly basis. Out of the above, ₹ 67.50 crore is outstanding as on March 31, 2017 (March 31, 2016: Nil; April 1, 2015: Nil). The deposit is repayable on discharge of all performance obligations of Raxa under the long term service agreements entered into with the Company and other group companies.
24. Indian rupee term loan from a bank of ₹ 500.00 crore (March 31, 2016: Nil; April 1, 2015: Nil) carries interest @ lender's marginal cost of funds based lending rate ('MCLR') plus spread of 1.45% p.a. (March 31, 2016 and April 1, 2015: Nil) and interest is payable on a monthly basis. The loan is secured by i) first charge on assets created out of this facility ii) 10% of cash margin on the outstanding amount in the form of lien on fixed deposits in favour of the lender and iii) securities as set out in note 25. The loan is repayable in twenty eight structured quarterly instalments commencing from October, 2017. Of the above ₹ 500.00 crore, ₹ 378.00 crore is outstanding as on March 31, 2017 (March 31, 2016: Nil; April 1, 2015: Nil). Further the lender has certain mandatory prepayment rights as per the terms of the agreements, including amendments thereof.
25. **Securities for the facilities mentioned in note nos. 7,8,9,10,11,19 & 24**
 - a) First charge over 30% pledge of shares of Raxa Security Services Limited and 70% shares under NDU arrangement to be kept in lender's demat account.
 - b) Charge over 30% pledge of shares of GGAL.
 - c) Mortgage on Andhra Pradesh land (piece and parcel of the property admeasuring 557.76 acres in aggregate of land situated at Kothavalasa, Vizianagaram District of Andhra Pradesh).
 - d) Pledge over 30% shares of GMRHL held by the Company.
 - e) Undertaking from the Company to hold majority stake in GMRHL.
 - f) Pledge/charge on the advances/CCPS invested by GISPL in GCRPL in favour of lender/ lender approved correspondent bank.
 - g) Pledge of 12% of Delhi Duty Free Services Private Limited (DDFS) free shares held by GAL.
 - h) Mortgage on office space at Bandra Kurla Complex, Mumbai.
 - i) Pledge of 30% shares of GPCL.
 - j) NDU of 21% shareholding of GPCL.
 - k) First charge over properties located at Rajam Mandal, Srikakulam District, Andhra Pradesh or equivalent cash margin.
26. Indian rupee term loan from a bank of ₹ 89.25 crore (March 31, 2016 and April 1, 2015: Nil) carries interest @ lender's MCLR plus spread of 5.00% p.a. payable on a monthly basis. The loan is secured by a first mortgage and charge on 180 acres of land or such additional land held by GKSEZ to give a minimum cover equivalent to the facility amount. The loan is repayable in eighteen equal monthly instalments commencing from the end of six months from October 26, 2016.
27. The Company had taken a short term loan from GEPL which is interest free and is repayable on demand. Out of the above, ₹ 0.07 crore is outstanding as on March 31, 2017 (March 31, 2016: ₹ 0.07 crore; April 1, 2015: ₹ 0.03 crore).

Notes to the standalone financial statements for the year ended March 31, 2017

28. The period and amount of default as on the balance sheet date with respect to above mentioned borrowings are as follows:

Particulars	Nature	March 31, 2017 ₹ in crore	March 31, 2016 ₹ in crore	March 31, 2015 ₹ in crore	Period of Default (No. of Days)
Indian Rupee term loans from financial institutions	Payment of Interest	44.56	-	-	0-60
Indian Rupee term loans from banks	Payment of Interest	24.82	-	-	0-60
Loan from a Group Company	Payment of Interest	5.92	-	-	0-210
Bank overdraft	Payment of Interest	0.73	-	-	0-30
Total		76.03	-	-	

17. Financial liabilities - Trade payables

(₹ in crore)

	Current		
	March 31, 2017	March 31, 2016	April 1, 2015
Trade payables	148.12	86.76	127.07
Trade payables to related parties (refer note 33)	14.36	13.21	27.32
Total trade payables	162.48	99.97	154.39

- Based on information available with the Company, there are no suppliers who are registered as micro, small or medium enterprises under 'The Micro, Small and Medium Enterprises Development Act, 2006' as at March 31, 2017, March 31, 2016 and April 1, 2015.
- Terms and conditions of the above financial liabilities:
 - Trade payables are non-interest bearing
 - For explanations on the Company's credit risk management processes, refer note 37 (c)
 - The dues to related parties are unsecured.

18. Other financial liabilities

(₹ in crore)

	Current		
	March 31, 2017	March 31, 2016	April 1, 2015
Financial liabilities through profit or loss			
Derivatives not designated as hedges			
Foreign exchange forward contracts ³	1.57	0.21	-
	1.57	0.21	-
Other financial liabilities at amortised cost			
Current maturities of long term borrowings (refer note 16)	763.37	319.76	745.63
Interest accrued but not due on borrowings (refer note 33)	57.10	67.96	19.98
Interest accrued and due on borrowings (refer note 33)	76.03	-	-
Book overdraft	-	-	22.76
Share application money refund [₹ 22,563 (March 31, 2016: ₹ 22,563) (April 1, 2015: ₹ Nil)] ²	0.00	0.00	-
Retention money ¹	57.07	47.86	58.14
Non trade payable (refer note 33)	3.39	8.93	10.43
Payable to group companies (refer note 33)	10.26	158.78	151.30
	967.22	603.29	1,008.24
Financial guarantee contracts	118.15	93.56	114.41
Total other financial liabilities	1,086.94	697.06	1,122.65

- Retention money is payable on the completion of the contracts or after the completion of the defect liability period as defined in the respective contracts.
- During the year ended March 31, 2016, ₹ 22,563 was received as excess share application money received against rights issue which is pending to be refunded.
- While the Company entered into other foreign exchange forward contracts with the intention of reducing the foreign exchange risk of expected repayment of interest, these contracts are not designated in hedge relationships and are measured at fair value through profit or loss.

Notes to the standalone financial statements for the year ended March 31, 2017

19(a) Net employee defined benefit liabilities

(₹ in crore)

	Long-term			Short-term		
	March 31, 2017	March 31, 2016	April 1, 2015	March 31, 2017	March 31, 2016	April 1, 2015
Provision for employee benefits						
Provision for compensated absences	-	-	-	6.76	5.39	4.94
Provision for gratuity (refer note 34)	2.74	2.74	1.74	0.63	0.65	0.69
Provision for other employee benefits	-	-	-	8.21	7.13	4.46
	2.74	2.74	1.74	15.60	13.17	10.09

19(b) Other provisions

(₹ in crore)

	Long-term			Short-term		
	March 31, 2017	March 31, 2016	April 1, 2015	March 31, 2017	March 31, 2016	April 1, 2015
Provision for debenture redemption premium	-	-	-	1.91	2.20	2.69
	-	-	-	1.91	2.20	2.69

20. Other liabilities

(₹ in crore)

	Non-Current			Current		
	March 31, 2017	March 31, 2016	April 1, 2015	March 31, 2017	March 31, 2016	April 1, 2015
Advance from customers	122.96	140.52	22.72	288.01	167.79	71.44
Unclaimed dividend	-	-	-	0.27	0.27	0.27
TDS payable	-	-	-	6.35	6.03	4.47
Other statutory dues	-	-	-	1.70	1.61	3.08
Total other liabilities	122.96	140.52	22.72	296.33	175.70	79.26

21. Liabilities directly associated with the asset classified as held for disposal

(₹ in crore)

	Current		
	March 31, 2017	March 31, 2016	April 1, 2015
Advance sale consideration towards assets held for disposal	25.23	7.17	-
Total	25.23	7.17	-

22. Revenue from operations

(₹ in crore)

	March 31, 2017	March 31, 2016
a) Sale of services:		
Engineering, Procurement and Construction ('EPC'):		
Construction revenue (refer note 33)	392.77	178.01
	392.77	178.01
b) Other operating revenue:		
Income from management and other services	4.60	14.31
Dividend income on current investments (gross) ₹ 10,732 (March 31, 2016: ₹ 10,732)	0.00	0.00
Profit on sale of current investments (others)	4.73	1.30
Interest Income:		
Bank deposits	22.74	63.65
Long term loans and investments (refer note 33)	754.93	981.89
Current investments	-	0.01
	787.00	1,061.16
Total	1,179.77	1,239.17

Notes to the standalone financial statements for the year ended March 31, 2017

23. Other income

(₹ in crore)

	March 31, 2017	March 31, 2016
Gain on account of foreign exchange fluctuations (net)	-	2.24
Provisions no longer required, written back	-	8.42
Other non-operating income	2.65	6.02
	2.65	16.68

24. Cost of materials consumed

(₹ in crore)

	March 31, 2017	March 31, 2016
Inventory at the beginning of the year	8.73	4.55
Add: Purchases	170.08	31.75
	178.81	36.30
Less: Inventory at the end of the year	(65.74)	(8.73)
Cost of materials consumed	113.07	27.57

25. Employee benefits expenses*

(₹ in crore)

	March 31, 2017	March 31, 2016
Salaries, wages and bonus	43.80	33.89
Contribution to provident and other funds (refer note 34(a))	3.01	2.62
Gratuity expenses (refer note 34(b))	0.26	0.15
Staff welfare expenses	5.04	2.10
	52.11	38.76

*Employee benefit expenses are net of ₹ 39.07 crore (March 31, 2016: ₹ 34.13 crore) cross charged to certain subsidiaries.

26. Finance costs*

(₹ in crore)

	March 31, 2017	March 31, 2016
Interest on debt and borrowings	722.43	676.45
Bank charges	22.27	31.76
Other borrowing costs	0.04	0.10
	744.74	708.31

* Finance costs are net of ₹ 0.40 crore (March 31, 2016: ₹ 0.04 crore) cross charged to certain subsidiaries.

27. Depreciation and amortization expenses

(₹ in crore)

	March 31, 2017	March 31, 2016
Depreciation of tangible assets (refer note 3)	14.89	14.80
Amortization of other intangible assets (refer note 4)	1.24	0.97
	16.13	15.77

Notes to the standalone financial statements for the year ended March 31, 2017

28. Other expenses*

(₹ in crore)

	March 31, 2017	March 31, 2016
Bad debts written off	7.15	0.14
Provision for doubtful debts	8.98	11.13
Lease rental and equipment hire charges	19.96	4.33
Rates and taxes	14.97	8.22
Repairs and maintenance	5.34	3.18
Freight	4.64	3.16
Travelling and conveyance	5.49	3.06
Printing and stationery	1.24	1.50
Logo fees (refer note 33)(March 31, 2017: ₹ 1,000 and March 31, 2016: ₹107,006)	0.00	0.01
Legal and professional fees	21.91	15.38
Payment to auditors (refer details below)	2.67	2.92
Directors' sitting fees	0.28	0.39
Security expenses	7.97	1.00
Donation	0.02	0.06
Corporate social responsibility expenditure**	0.07	-
Loss on sale of fixed assets	-	0.03
Loss on account of foreign exchange fluctuations (net)	9.10	-
Fair value loss on financial instruments at fair value through profit or loss	1.36	0.21
Miscellaneous expenses	2.96	2.86
Total other expenses	114.11	57.58

* Other expenses are net of ₹ 64.16 crore (March 31, 2016: ₹ 86.56 crore) cross charged to certain subsidiaries.

** CSR expenditure:

- (a) Gross amount required to be spent by the Company during the year: ₹ Nil (March 31, 2016: ₹ Nil)
 (b) The Company has incurred ₹ 0.07 crore (March 31, 2016: ₹ Nil) on CSR activities during the year 2016-17.

a) Payment to auditors (exclusive of service tax and swachh bharat cess)

(₹ in crore)

	March 31, 2017	March 31, 2016
As auditor:		
Audit fee (including fees for internal controls over financial reporting, consolidated financial statements of the Company and quarterly limited reviews)	2.37	2.12
Tax audit fees	0.04	0.04
In other capacity		
Other Services (including certification fees)*#	0.02	0.54
Reimbursement of expenses	0.24	0.22
	2.67	2.92

* The above amount excludes payment to auditors amounting to ₹ Nil (March 31, 2016: ₹ 1.03 crore for services rendered on account of issue of right shares as detailed in note 14(g), which has been adjusted against the securities premium account).

The above amount excludes payment to auditors amounting to ₹ Nil (March 31, 2016: ₹ 0.52 crore for services rendered on account of issue of foreign currency convertible bonds as detailed in note 16(20).

29. Exceptional items (net)

(₹ in crore)

	March 31, 2017	March 31, 2016
Provision for diminution in the value of investments / advances in subsidiaries/ associates/ joint ventures (refer note below)	(3,654.16)	(2,015.73)
	(3,654.16)	(2,015.73)

Note: Refer note 5(4), 5(9), 5(13), 5(14) and 5(16) with regard to provision for diminution in the value of investments/ advances made in GEL, GREEL, GMRHL and their subsidiaries/ associates/joint ventures.

Notes to the standalone financial statements for the year ended March 31, 2017

30. Income Tax

The Company is subject to income tax in India on the basis of standalone financial statements. As per the Income Tax Act, the Company is liable to pay income tax which is the higher of regular income tax payable or the amount payable based on the provisions applicable for Minimum Alternate Tax (MAT).

MAT paid in excess of regular income tax during a year can be carried forward for a period of 15 years and can be offset against future tax liabilities.

Business loss can be carried forward for a maximum period of eight assessment years immediately succeeding the assessment year to which the loss pertains. Unabsorbed depreciation can be carried forward for an indefinite period.

Income tax expenses in the statement of profit and loss consist of the following:

(₹ in crore)

	March 31, 2017	March 31, 2016
(a) Current tax	10.20	23.88
(b) Deferred tax	-	-
(c) Minimum alternate tax credit entitlement	(10.11)	(9.21)
Total taxes	0.09	14.67

Reconciliation of taxes to the amount computed by applying the statutory income tax rate to the income before taxes is summarized below:

(₹ in crore)

	March 31, 2017	March 31, 2016
Profit before taxes	(3,684.02)	(1,705.57)
Applicable tax rates in India	34.608%	34.608%
Computed tax charge	(1,274.97)	(590.26)
Tax effect on exempted income	(166.06)	(107.74)
Tax effect on permanent non deductible expenses :		
Disallowance on account of Sec 14 A of Income Tax Act	23.99	23.65
Others	8.78	21.85
Tax effect of expenses on which deferred taxes has not been accounted		
Taxable losses	140.52	(38.86)
Long term capital losses	1,264.64	697.60
Others	3.19	8.43
Total tax expenses	0.09	14.67

31. Earnings per share (EPS)

Basic EPS amounts are calculated by dividing the profit/ loss for the year attributable to equity shareholders of the Company by the weighted average number of equity shares outstanding during the year. Partly paid equity shares are treated as a fraction of an equity share to the extent that they were entitled to participate in dividends relative to a fully paid equity share during the reporting period. The weighted average number of equity shares outstanding during the period is adjusted for events such as bonus issue, bonus element in a rights issue, share split, and reverse share split (consolidation of shares) that have changed the number of equity shares outstanding, without a corresponding change in resources.

Diluted EPS amounts are calculated by dividing the profit attributable to equity shareholders (after adjusting for interest on the convertible securities) by the weighted average number of equity shares outstanding during the year plus the weighted average number of equity shares that would be issued on conversion of all the dilutive potential equity shares into equity shares.

The following reflects the income and share data used in the basic and diluted EPS computations:

(₹ in crore)

Particulars	March 31, 2017	March 31, 2016
Face value of equity shares (Re. per share)	1	1
Profit/ (loss) attributable to equity shareholders	(3,684.11)	(1,720.24)
Weighted average number of equity shares used for computing earning per share (basic and diluted)	6,017,945,475	5,645,023,712
EPS- basic and diluted (₹)	(6.12)	(3.05)

Notes to the standalone financial statements for the year ended March 31, 2017

Notes:

- (i) Refer note 14(c) pertaining to the terms / rights attached to CCPS. Considering that the Company has incurred losses during the year ended March 31, 2016, the allotment of conversion option in case of CCPS would decrease the loss per share for the year ended March 31, 2016 and accordingly has been ignored for the purpose of calculation of diluted earnings per share
- (ii) Refer note 14(g) as regards further issue of shares during the year ended March 31, 2016.
- (iii) Considering that the Company has incurred losses during the year ended March 31, 2017 and March 31, 2016, the allotment of conversion option in case of FCCBs would decrease the loss per share for the respective years and accordingly has been ignored for the purpose of calculation of diluted earnings per share. Management has computed diluted EPS using ₹ 18 per share as fair market value for computing the number of equity shares which would be issued on the conversion of FCCB.
- (iv) Weighted average number of equity shares used for computing earning per share (basic and diluted) have been adjusted for 17,999,800 treasury shares held by GWT as detailed in note 6.

32. Significant accounting judgements, estimates and assumptions

The preparation of the Company's standalone financial statements requires management to make judgements, estimates and assumptions that affect the reported amount of revenues, expenses, assets and liabilities, and the accompanying disclosures, and the disclosure of contingent liabilities. Actual results could differ from those estimates. Estimates and underlying assumptions are reviewed on an ongoing basis. Uncertainty about these assumptions and estimates could result in outcomes that require a material adjustment to the carrying amount of assets or liabilities affected in future periods.

The estimate and the underlying assumptions are reviewed on an ongoing basis. Revisions to accounting estimates are recognised in the period in which the estimate is revised and future periods affected.

Significant judgements and the estimates relating to the carrying values of assets and liabilities include impairment of investments in subsidiaries joint ventures and associates, provision for employee benefits and others provisions, recoverability of deferred tax assets, commitments and contingencies and fair value measurements of investments.

i) Estimates and assumptions

The key assumptions concerning the future and other key sources of estimation uncertainty at the reporting date, that have a significant risk of causing a material adjustment to the carrying amounts of assets and liabilities within the next financial year, are described below. The Company based its assumptions and estimates on parameters available when the financial statements were prepared. Existing circumstances and assumptions about future developments, however, may change due to market changes or circumstances arising that are beyond the control of the Company. Such changes are reflected in the assumptions when they occur.

a. Taxes

Deferred tax assets are recognised for Mat Credit Entitlement to the extent that it is probable that taxable profit will be available against which the same can be utilised. Significant management judgement is required to determine the amount of deferred tax assets that can be recognised, based upon the likely timing and the level of future taxable profits together with future tax planning strategies. Refer note 10 and 30 for further disclosures.

b. Fair value measurement of financial instruments

When the fair values of financial assets and financial liabilities recorded in the balance sheet cannot be measured based on quoted prices in active markets, their fair value is measured using valuation techniques including the DCF model. The inputs to these models are taken from observable markets where possible, but where this is not feasible, a degree of judgement is required in establishing fair values. Judgements include considerations of inputs such as liquidity risk, credit risk and volatility. Changes in assumptions about these factors could affect the reported fair value of financial instruments. Refer note 37 for further disclosures.

c. Contingencies

Contingent liabilities may arise from the ordinary course of business in relation to claims against the Company, including legal and contractual claims. By their nature, contingencies will be resolved only when one or more uncertain future events occur or fail to occur. The assessment of the existence, and potential quantum, of contingencies inherently involves the exercise of significant judgement and the use of estimates regarding the outcome of future events.

Notes to the standalone financial statements for the year ended March 31, 2017

In respect of financial guarantees provided by the Company to third parties, the Company considers that it is more likely than not that such an amount will not be payable under the guarantees provided. Refer note 36 for further disclosure.

d. Revenue recognition

The Company uses the percentage of completion method in accounting for its fixed price contracts. Use of the percentage of completion method requires the Company to estimate the costs incurred till date as a proportion of the total cost to be incurred. Costs incurred have been used to measure progress towards completion as there is a direct relationship. Provision for estimated losses, if any, on uncompleted contracts are recorded in the period in which such losses become probable based on the expected contract estimates at the reporting date.

e. Defined benefit plans (gratuity benefits)

The cost of the defined benefit gratuity plan and the present value of the gratuity obligation are determined using actuarial valuations. An actuarial valuation involves making various assumptions that may differ from actual developments in the future. These include the determination of the discount rate, future salary increases and mortality rates. Due to the complexities involved in the valuation and its long-term nature, a defined benefit obligation is highly sensitive to changes in these assumptions. All assumptions are reviewed at each reporting date.

The parameter most subject to change is the discount rate. In determining the appropriate discount rate for plans operated in India, the management considers the interest rates of government bonds.

The mortality rate is based on publicly available mortality tables for India. Those mortality tables tend to change only at interval in response to demographic changes. Future salary increases and gratuity increases are based on expected future inflation rates.

Further details about gratuity obligations are given in note 34.

ii) Significant judgements

a. Impairment of non current asset

Determining whether investment are impaired requires an estimation of the value in use of the individual investment or the relevant cash generating units. The value in use calculation is based on DCF model over the estimated useful life of the power plants, concession on roads, airports etc. Further, the cash flow projections are based on estimates and assumptions relating to conclusion of tariff rates, operational performance of the plants and coal mines, life extension plans, availability and market prices of gas, coal and other fuels, restructuring of loans etc in case of investments in entities in the energy business, estimation of passenger traffic and rates and favorable outcomes of litigations etc. in the airport and expressway business which are considered as reasonable by the management (refer note 5).

b. Other significant judgements

- i) Refer note 5(12) as regards the accounting of CCPS issued by GAL.
- ii) Refer 5(6) and 5(9) as regard the recovery of claims in GHVEPL and GACEPL

Notes to the standalone financial statements for the year ended March 31, 2017

33. Related parties

a) Names of related parties and description of relationship:

Description of relationship	Name of the related parties
Holding Company	GMR Enterprises Private Limited (GEPL) [w.e.f August 11, 2016] ¹
	GMR Holdings Private Limited (GHPL) [till August 10, 2016] ¹
Subsidiary Companies	GMR Generation Assets Limited (GGAL) [formerly known as GMR Renewable Energy Limited (GREL)]
	GMR Energy Limited (GEL) ⁴
	GMR Power Corporation Limited (GPCL)
	GMR Vemagiri Power Generation Limited (GVPGL) ⁴
	GMR Energy Trading Limited (GETL)
	GMR (Badrinath) Hydro Power Generation Private Limited (GBHPL) ⁴
	GMR Mining and Energy Private Limited (GMEL) ⁴
	GMR Consulting Services Private Limited (GCSPL) ⁴
	GMR Rajahmundry Energy Limited (GREL) [ceased to be Subsidiary Company w.e.f May 13, 2016] ⁵
	SJK Powergen Limited (SJK)
	GMR Coastal Energy Private Limited (GCEPL)
	GMR Bajoli Holi Hydropower Private Limited (GBHHPL) ⁴
	GMR Chhattisgarh Energy Limited (GCEPL) [ceased to be Subsidiary Company w.e.f February 23, 2017] ⁵
	GMR Londa Hydropower Private Limited (GLHPPL)
	GMR Kakinada Energy Private Limited (GKEPL)
	GMR Warora Energy Limited (GWEL) (Formerly EMCO Energy Limited (EMCO)) ⁴
	Delhi International Airport Limited (DIAL) [formerly known as Delhi International Airport Private Limited]
	Delhi Aerotropolis Private Limited (DAPL)
	GMR Hyderabad International Airport Limited (GHIAL)
	Hyderabad Menzies Air Cargo Private Limited (HMACPL)
	Hyderabad Airport Security Services Limited (HASSL)
	GMR Aerostructure Service Limited (GASL) [formerly GMR Hyderabad Airport Resource Management Limited (GHARML)]
	GMR Hyderabad Aerotropolis Limited (HAPL)
	GMR Hyderabad Aviation SEZ Limited (GHASL)
	GMR Hyderabad Multiproduct SEZ Limited (GHMSL)
	GMR Hotels and Resorts Limited (GHRL)
	Gateways for India Airports Private Limited (GFIAL)
	GMR Highways Limited (GMRHL)
	GMR Tuni Anakapalli Expressways Limited (GTAEPL)
	GMR Highways Projects Private Limited (GHPPL)
	GMR Tambaram Tindivanam Expressways Limited (GTTEPL)
	GMR Ambala Chandigarh Expressways Private Limited (GACEPL)
	GMR Pochanpalli Expressways Limited (GPEPL)
GMR Hyderabad Vijayawada Expressways Private Limited (GHVEPL)	
GMR Chennai Outer Ring Road Private Limited (GCORRPL)	
GMR Kishangarh Udaipur Ahmedabad Expressways Limited (GKUAEPL)	
GMR Krishnagiri SEZ Limited (GKSEZ)	

Notes to the standalone financial statements for the year ended March 31, 2017

Description of relationship	Name of the related parties
	Advika Properties Private Limited (APPL)
	Aklima Properties Private Limited (AKPPL)
	Amartya Properties Private Limited (AMPPL)
	Baruni Properties Private Limited (BPPL)
	Camelia Properties Private Limited (CPPL)
	Eila Properties Private Limited (EPPL)
	Gerbera Properties Private Limited (GPL)
	Lakshmi Priya Properties Private Limited (LPPPL)
	Honeysuckle Properties Private Limited (HPPL)
	Idika Properties Private Limited (IPPL)
	Krishnapriya Properties Private Limited (KPPL)
	Nadira Properties Private Limited (NPPL)
	Prakalpa Properties Private Limited (PPPL)
	Purnachandra Properties Private Limited (PUPPL)
	Shreyadita Properties Private Limited (SPPL)
	Sreepa Properties Private Limited (SRPPL)
	Bougainvillea Properties Private Limited (BOPPL)
	Honeyflower Estates Private Limited (HFEPL)
	Namitha Real Estate Private Limited (NREPL)
	GMR Gujarat Solar Power Private Limited (GGSPPL) ⁴
	GMR Airports Limited (GAL)
	GMR Corporate Affairs Private Limited (GCAPL)
	GMR SEZ & Port Holdings Private Limited (GSPHPL)
	GMR Aviation Private Limited (GAPL)
	GMR Business Process and Services Private Limited (GBPSPL)
	Dhruvi Securities Private Limited (DSPL)
	Himtal Hydro Power Company Private Limited (HHPPL) ⁴
	GMR Upper Karnali Hydro Power Limited (GUKPL) ⁴
	GMR Energy (Mauritius) Limited (GEML) ⁴
	GMR Lion Energy Limited (GLEL) ⁴
	GMR Energy (Cyprus) Limited (GECL)
	GMR Energy (Netherlands) BV (GENBV)
	PT Unsoco (PT)
	PT Dwikarya Sejati Utama (PTDSU)
	PT Duta Sarana Internusa (PTDSI)
	PT Barasentosa Lestari (PTBSL)
	GMR Infrastructure (Mauritius) Limited (GIML)
	GMR Infrastructure (Cyprus) Limited (GICL)
	GMR Infrastructure Overseas (Malta) Limited (GIOSL) (Formerly known as GMR Infrastructure Overseas Sociedad Limitada)
	GMR Infrastructure (UK) Limited (GIUL)
	GMR Airports (Malta) Limited (GMRAML) ¹⁰
	GMR Infrastructure (Global) Limited (GIGL)

Notes to the standalone financial statements for the year ended March 31, 2017

Description of relationship	Name of the related parties
	GMR Infrastructure (Singapore) Pte Limited (GISPL)
	GMR Energy (Global) Limited (G EGL)
	Homeland Energy Group limited (HEGL) ⁹
	GMR Maharashtra Energy Limited (GMAEL) ⁴
	GMR Bundelkhand Energy Private Limited (GBEPL) ⁴
	GMR Rajam Solar Power Private Limited (GRSPPL) (Formerly known as GMR Uttar Pradesh Energy Private Limited (GUPEPL)) ⁴
	GMR Genco Assets Limited (GENCO) [formerly known as GMR Hosur Energy Limited (GHOEL)]
	Karnali Transmission Company Private Limited (KT CPL) ⁴
	Marsyangdi Transmission Company Private Limited (MTCPL) ⁴
	GMR Indo-Nepal Energy Links Limited (GINELL) ⁴
	GMR Indo-Nepal Power Corridors Limited (GINPCL) ⁴
	Aravali Transmission Service Company Limited (ATSCL) ⁶
	Maru Transmission Service Company Limited (MTSCL) ⁶
	GMR Energy Projects (Mauritius) Limited (GEPML)
	Hyderabad Duty Free Retail Limited (HDFRL) [merged with GHRL w.e.f April 1, 2016]
	GMR Airport Developers Limited (GADL)
	GADL International Limited (GADLIL)
	GADL (Mauritius) Limited (GADLML)
	Deepesh Properties Private Limited (DPPL)
	Larkspur Properties Private Limited (LAPPL)
	Padmapriya Properties Private Limited (PAPPL)
	Radha Priya Properties Private Limited (RPPL)
	Pranesh Properties Private Limited (PRPPL)
	Kakinada SEZ Private Limited (KSPL)
	GMR Power Infra Limited (GPIL)
	GMR Male International Airport Private Limited (GMIAL)
	GMR Male Retail Private Limited (GMRPL) ¹⁰
	GMR Coal Resources Pte Limited (GCRPL)
	GMR Airport Handling Services Company Limited (GAHSCL)
	GMR Airport Global Limited (GAGL) ¹⁵
	GMR Hosur Industrial City Private Limited (GHICL) (Formerly known as Lantana Properties Private Limited (LPPL))
	Asteria Real Estate Private Limited (AREPL)
	GMR Infrastructure Overseas Limited (GIOL)
	GMR Hosur EMC Private Limited (GHEMCPL)
	GMR Airports (Mauritius) Limited (GAML)
	GMR Hyderabad Airport Power Distribution Limited (GHAPDL)
	GMR Aerospace Engineering Limited (GAEL) (formerly known as MAS GMR Aerospace Engineering Company Limited (MGAECL))
	Delhi Airport Parking Services Private Limited (DAPSL)
	GMR Aero Technic Limited (GATL) (formerly known as MAS GMR Aero Technic Limited (MGATL))
	East Godavari Power Distribution Company Private Limited (EGPDCPL)
	Suzone Properties Private Limited (SUPPL)

Notes to the standalone financial statements for the year ended March 31, 2017

Description of relationship	Name of the related parties
	Lilliam Properties Private Limited (LIPPL)
	GMR Utilities Private Limited (GUPL)
	Raxa Security Services Limited (RSSL) ¹³
	Indo Tausch Trading DMCC (Indo Tausch) ¹⁴
	Kakinada Gateway Port Limited (KGPL) ²
	GMR Goa International Airport Limited (GIAL) ²
	GMR SEZ Infra Services Limited (GSISL) ²
	GMR Infra Developers Limited (GIDL) ²
Associates / Joint Venture Companies	Rampia Coal Mine and Energy Private Limited (RCMEPL)
	Limak GMR Construction JV (CJV)
	Celebi Delhi Cargo Terminal Management India Private Limited (CDCTM)
	Delhi Cargo Service Centre Private Limited (DCSCPL)
	Delhi Aviation Services Private Limited (DASPL)
	Travel Food Services (Delhi Terminal 3) Private Limited (TFS)
	Devyani Food Street Private Limited (DFSPL)
	Delhi Select Services Hospitality Private Limited (DSSHPL)
	Wipro Airport IT Services Limited (WAISL)
	TIM Delhi Airport Advertisement Private Limited (TIM)
	PT Golden Energy Mines Tbk (PTGEMS)
	PT Tanjung Belit Bara Utama (TBBU)
	PT Roundhill Capital Indonesia (RCI)
	PT Kuansing Inti Makmur (KIM)
	PT Trisula Kencana Sakti (TKS)
	PT Borneo Indobara (BIB)
	PT Karya Cemerlang Persada (KCP)
	PT Bungo Bara Utama (BBU)
	PT Bara Harmonis Batang Asam (BHBA)
	PT Berkat Nusantara Permai (BNP)
	PT Bumi Anugerah Semesta (BAS)
	Shanghai Jingguang Energy Co. Ltd (SJECL) ¹²
	PT Gems Energy Indonesia (PTGEI) ¹²
	GEMS Trading Resources Pte Limited (GEMSCR) (Formerly known as GEMS Coal Resources Pte Limited)
	Delhi Aviation Fuel Facility Private Limited (DAFF)
	Laqshya Hyderabad Airport Media Private Limited (Laqshya)
	Jadcherla Expressways Private Limited (JEPL) (formerly known as GMR Jadcherla Expressways Limited (GJEPL)) ³
	Ulundurpet Expressways Private Limited (UEPL) (formerly GMR Ulundurpet Expressways Private Limited (GUEPL)) ³
	GMR Trading Resources Pte. Limited (GEMSCR)
	Megawide - GISPL Construction JV(MGCJV) ¹¹
	Asia Pacific Flight Training Academy Limited (APFT)
	East Delhi Waste Processing Company Private Limited (EDWPCPL)
	GMR Megawide Cebu Airport Corporation (GMCAC)

Notes to the standalone financial statements for the year ended March 31, 2017

Description of relationship	Name of the related parties
	GMR OSE Hungund Hospet Highways Private Limited (GOSEHHHPL) ¹⁵
	GMR Kamalanga Energy Limited (GKEL)
	Delhi Duty Free Services Private Limited (DDFS)
	GMR Energy Limited (GEL) ⁴
	GMR Vemagiri Power Generation Limited (GVPGL) ⁴
	GMR (Badrinath) Hydro Power Generation Private Limited (GBHPL) ⁴
	GMR Mining and Energy Private Limited (GMEL) ⁴
	GMR Consulting Services Private Limited (GCSPL) ⁴
	GMR Bajoli Holi Hydropower Private Limited (GBHHPL) ⁴
	GMR Warora Energy Limited (GWEL) (Formerly EMCO Energy Limited (EMCO)) ⁴
	GMR Gujarat Solar Power Private Limited (GGSPPL) ⁴
	Himtal Hydro Power Company Private Limited (HHPPL) ⁴
	GMR Upper Karnali Hydro Power Limited (GUKPL) ⁴
	GMR Energy (Mauritius) Limited (GEML) ⁴
	GMR Lion Energy Limited (GLEL) ⁴
	GMR Maharashtra Energy Limited (GMAEL) ⁴
	GMR Bundelkhand Energy Private Limited (GBEPL) ⁴
	GMR Rajam Solar Power Private Limited (GRSPPL) (Formerly known as GMR Uttar Pradesh Energy Private Limited (GUPEPL)) ⁴
	Karnali Transmission Company Private Limited (KTCP) ⁴
	Marsyangdi Transmission Company Private Limited (MTCPL) ⁴
	GMR Indo-Nepal Energy Links Limited (GINELL) ⁴
	GMR Indo-Nepal Power Corridors Limited (GINPCL) ⁴
	GMR Rajahmundry Energy Limited (GREL) [w.e.f May 14, 2016] ⁵
	GMR Chhattisgarh Energy Limited (GCHEPL) [w.e.f February 23, 2017] ⁵
Enterprises where key managerial personnel or their relatives exercise significant influence (Where transactions have taken place)	Welfare Trust of GMR Infra Employees (GWT)
	GMR Varalaxmi Foundation (GVF)
	GMR Family Fund Trust (GFFT)
	GMR Infra Ventures LLP (GIVLLP)
	GMR Enterprises Private Limited (GEPL) [till August 10, 2016] ¹
	Grandhi Enterprises Private Limited (GREPL) ⁷
	GMR Business and Consulting LLP ('GBC')
	GEOKNO India Private Limited (GEOKNO) ⁸
Fellow Subsidiaries (Where transactions have taken place)	GMR Projects Private Limited (GPPL) [till August 10, 2016] ¹
	GMR Bannerghatta Properties Private Limited (GBPPL)
	GMR Holding Malta Limited (GHML)
	Ravi Verma Realty Private Limited (RRPL)
	Grandhi Enterprises Private Limited (GREPL) ⁷
	GEOKNO India Private Limited (GEOKNO) ⁸
	Raxa Security Services Limited (RSSL) ¹³
	GMR Airport Global Limited (GAGL) ¹⁵

Notes to the standalone financial statements for the year ended March 31, 2017

Description of relationship	Name of the related parties
Key management personnel and their relatives	Mr. G.M. Rao (Executive Chairman)
	Mrs. G Varalakshmi (Relative)
	Mr. G.B.S. Raju (Director)
	Mr. Grandhi Kiran Kumar (Managing Director)
	Mr. O.B. Raju (Director) (Resigned w.e.f September 23, 2015)
	Mr. Srinivas Bommidala (Director)
	Mr. B.V. Nageswara Rao (Director)
	Mr. C.P. Sounderarajan (Company Secretary) (Resigned w.e.f. August 12, 2015)
	Mr. Adisheshavaram Cherukupalli (Company Secretary) (Appointed w.e.f August 13, 2015)
	Mr. K V V Rao (Resigned w.e.f September 23, 2015)
	Mr. Jayesh Desai (Appointed on November 13, 2015 and resigned w.e.f. February 13, 2017)
	Mr. R S S L N Bhaskarudu (Independent Director)
	Mr. N C Sarabeswaran (Independent Director)
	Mr. S Sandilya (Independent Director)
	Mr. S Rajagopal (Independent Director)
	Mr. C.R. Muralidharan (Independent Director)
	Mrs. V. Siva Kameswari (Independent Director)
	Mr. V. Shanthanaraman (Independent Director) (Retired on September 14, 2016)
Dr. Prakash G Apte (Independent Director) (Retired on September 14, 2016)	
Mr. Madhva Bhimacharya Terdal (Group CFO)	

Notes

- During the year ended March 31, 2017, GHPL and GPPL were amalgamated with GEPL pursuant to completion of necessary legal procedures.
- Subsidiaries incorporated during the year ended March 31, 2017.
- Ceased to be an associate during the year ended March 31, 2017.
- Ceased to be a subsidiary and became a joint venture w.e.f November 4, 2016.
- Ceased to be a subsidiary on account of Strategic Debt Restructuring (SDR) and became a joint venture on the date of SDR.
- Ceased to be a subsidiary during the year ended March 31, 2017.
- Ceased to be an enterprise where key managerial personnel or their relatives exercise significant influence and became a fellow subsidiary during the year ended March 31, 2017.
- Ceased to be a fellow subsidiary and became an enterprise where key managerial personnel or their relatives exercise significant influence during the year ended March 31, 2017.
- Ceased to be a subsidiary during the year ended March 31, 2016.
- Subsidiaries liquidated during the year ended March 31, 2016.
- Joint Ventures incorporated during the year ended March 31, 2016.
- Subsidiary of PTGEMS incorporated during the year ended March 31, 2016.
- Ceased to be a fellow subsidiary and became a subsidiary during the year ended March 31, 2016.
- Subsidiaries incorporated during the year ended March 31, 2016.
- Ceased to be a subsidiary and became a fellow subsidiary during the year ended March 31, 2017.

Notes to the standalone financial statements for the year ended March 31, 2017

b) Summary of transactions and outstanding balances with above related parties are as follows:

Nature of Transaction	March 31, 2017 (₹ in Crore)	March 31, 2016 (₹ in Crore)	April 1, 2015 (₹ in Crore)
i) Interest Income - Gross			
Subsidiary Companies			
- GEL	296.78	446.19	
- GMRHL	106.96	145.49	
- DSPL	26.04	41.96	
- GBPSPL	2.32	0.63	
- GKSEZ	20.47	17.76	
- GAPL	2.37	14.26	
- GSPHPL	34.53	35.52	
- KSPL	153.67	113.84	
- DPPL	0.10	0.09	
- GCAPL	6.07	2.13	
- GIML	16.31	6.44	
- GGAL	53.83	128.75	
- NREPL	0.94	-	
- SUPPL	0.49	-	
- LIPPL	0.34	-	
- GPEPL	1.63	1.48	
- GACEPL	0.04	0.03	
- GCORRPL	1.84	1.82	
- GKUAEL	0.04	0.04	
- GHVEPL	4.05	3.71	
- ATSCl	0.08	0.02	
- DIAL	4.45	0.44	
- GWEL	0.48	0.60	
- GADL	0.15	0.15	
- GAL	1.00	1.00	
- GBHHPL	0.44	0.35	
- GCHEPL	3.97	4.35	
- GENBV	-	0.11	
- GETL	0.04	0.32	
- GGSPPL	0.37	0.07	
- GHIAL	1.31	1.56	
- GMIAL	1.61	2.14	
- GPCL	-	0.50	
- GREL	0.08	-	
- GTAEPL	0.09	0.11	
- GTTEPL	0.26	0.26	
- MTSCl	0.50	0.11	
- PAPPL [₹ 36,332 (March 31, 2016 : ₹ 21,202)]	0.00	0.00	
- PT BSL	0.44	0.53	
- GCRPL	4.33	5.84	
- GISPL	1.63	1.66	
- RSSL	1.24	0.43	

Notes to the standalone financial statements for the year ended March 31, 2017

Nature of Transaction	March 31, 2017 (₹ in Crore)	March 31, 2016 (₹ in Crore)	April 1, 2015 (₹ in Crore)
Associates / Joint venture Companies			
- GOSEHHHPL	0.48	0.48	
- UEPL	-	0.01	
- JEPL	-	0.25	
- GMCAC	-	0.35	
- GKEL	0.27	0.14	
- GEL	1.24	-	
- GWEL	0.34	-	
- GGSPPPL	0.01	-	
- GCHEPL	0.36	-	
- GREL	0.92	-	
ii) Construction revenue			
Subsidiary Companies			
- GCORRPL	13.33	-	
- GMRHL	-	1.10	
- GHVEPL	0.21	2.58	
Associates / Joint venture Companies			
- GKEL	-	2.91	
iii) Income from management and other services			
Subsidiary Companies			
- GIML	2.72	10.59	
- GCRPL	1.88	3.72	
iv) Dividend income on current investments			
Subsidiary Company			
- GAL [₹ 10,732 (March 31, 2016: ₹ 10,732)]	0.00	0.00	
v) Miscellaneous income			
Subsidiary Company			
- GGAL [₹ 37,822 (March 31, 2016: Nil)]	0.00	-	
vi) Subcontracting expenses			
Subsidiary Companies			
- GHIAL	0.02	-	
- GADL	0.13	-	
- RSSL	0.01	0.11	
Fellow subsidiaries			
- GEOKNO	0.47	4.21	
- RSSL	-	0.15	
vii) Finance cost			
Subsidiary Companies			
- GAL	4.86	5.52	
- DSPL	3.72	-	
- RSSL	3.27	-	
- GADL	12.45	13.00	
viii) Legal and professional fees			
Subsidiary Companies			
- GKSEZ	0.01	-	
- GADL	0.05	-	

Notes to the standalone financial statements for the year ended March 31, 2017

Nature of Transaction	March 31, 2017 (₹ in Crore)	March 31, 2016 (₹ in Crore)	April 1, 2015 (₹ in Crore)
- GCAPL	26.58	36.08	
- GBPSPL	1.09	1.38	
Associates / Joint venture Companies			
- GOSEHHHPL [Nil (March 31, 2016 : ₹ 15,000)]	-	0.00	
- DAFF	0.03	0.01	
Fellow subsidiary			
- GEOKNO	0.36	-	
ix) Lease rental and equipment hire charges			
Holding Company			
- GHPL ^h	-	0.01	
Subsidiary Companies			
- DIAL	2.11	1.14	
- GHIAL	0.10	0.04	
Associates / Joint venture Companies			
- GOSEHHHPL	-	0.03	
Fellow subsidiary			
- GREPL	0.81	-	
Enterprises where key managerial personnel or their relatives exercise significant influence			
- GFFT	0.43	0.11	
- GREPL	0.48	1.25	
x) Security expenses			
Subsidiary Company			
- RSSL	8.12	0.75	
Fellow subsidiary			
- RSSL	-	0.26	
xi) Travelling and conveyance			
Subsidiary Companies			
- GTTEPL	0.02	-	
- GTAEPL	0.04	-	
- GCORRPL	0.08	-	
- GMRHL	0.05	-	
- GHIAL [₹ 29,929 (March 31, 2016: ₹ 15,090)]	0.00	0.00	
- DIAL	-	0.01	
- GAPL	-	0.41	
- GHRL (₹ 5,958 March 31, 2016: ₹ 4,423)	0.00	0.00	
- GAL	-	-	
Associates / Joint venture Companies			
- GOSEHHHPL [Nil (March 31, 2016: ₹ 29,767)]	-	0.00	
Enterprises where key managerial personnel or their relatives exercise significant influence			
- GVF [₹ 68,745 (March 31, 2016 : ₹ Nil)]	0.01	-	
Fellow subsidiary			
- GPPL ^h	-	0.01	
xii) Repairs and maintenance			
Subsidiary Companies			
- GCAPL	0.71	0.52	
- DIAL	0.43	0.25	
- GHIAL (₹ 45,731)	0.00	0.02	
- RSSL	0.04	-	

Notes to the standalone financial statements for the year ended March 31, 2017

Nature of Transaction	March 31, 2017 (₹ in Crore)	March 31, 2016 (₹ in Crore)	April 1, 2015 (₹ in Crore)
Enterprises where key managerial personnel or their relatives exercise significant influence			
- GFFT	0.42	-	
xiii) Rates & Taxes			
Subsidiary Companies			
- PAPPL	0.12	-	
xiv) Communication Costs			
Subsidiary Company			
- GHIAL (₹ 15,429)	0.00	0.01	
Associates / Joint venture Companies			
- GOSEHHHPL [Nil (March 31, 2016: ₹ 2,202)]	-	0.00	
xv) Miscellaneous Expenses			
Subsidiary Companies			
- GKSEZ	0.01	-	
- GIOL	-	0.09	
- KSPL (March 31, 2016: ₹ 46,233)	-	0.00	
xvi) Staff welfare expense			
Subsidiary Company			
- DIAL	0.01	-	
Associates / Joint venture Companies			
- GOSEHHHPL [₹ 5,900 (March 31, 2016: ₹ 5,900)]	0.00	0.00	
xvii) Expenses incurred by GIL on behalf of others- Cross charges			
a) Cross charges during the year			
Subsidiary Companies			
- ATSCL	0.03	0.20	
- MTSCL	0.06	0.25	
- GCHEPL	7.12	24.82	
- GGSPPPL	0.16	1.18	
- DIAL	37.70	33.47	
- GCORRPL	0.58	1.08	
- GEL	1.33	1.38	
- GHIAL	12.68	9.50	
- GKSEZ	0.72	1.27	
- KSPL	2.85	3.10	
- GPCL	0.22	0.37	
- GSPHPL	0.33	0.44	
- GTTEPL	1.16	1.28	
- GAPL	0.36	0.29	
- GMRHL	0.29	0.95	
- GTAEPL	0.98	1.20	
- GVPGL	0.58	2.33	
- DSPL	0.10	0.10	
- GWEL	4.76	8.55	
- GCSPL	0.02	0.27	
- GBHHPL	1.15	2.65	
- GACEPL	0.39	0.61	
- GPEPL	0.57	0.61	
- GETL	4.07	6.01	
- GHVEPL	1.37	1.59	

Notes to the standalone financial statements for the year ended March 31, 2017

Nature of Transaction	March 31, 2017 (₹ in Crore)	March 31, 2016 (₹ in Crore)	April 1, 2015 (₹ in Crore)
- GREL	0.35	2.02	
- GAL	4.19	0.50	
- GGAL	0.01	0.02	
- GPIL (₹ 39,078) (March 31, 2016: ₹ 24,023)	0.00	0.00	
- GADL	-	0.00	
- RSSL	0.55	-	
Associates / Joint venture Companies			
- GOSEHHHPL	-	0.27	
- UEPL	-	0.03	
- GEL	0.95	-	
- GVPGL	0.42	-	
- GWEL	3.40	-	
- GCSPL	0.01	-	
- GBHHPL	0.82	-	
- GGSPPL	0.11	-	
- GCHEPL	0.65	-	
- GREL	3.81	-	
- GKEL	8.58	14.38	
b) Reimbursement of expenses			
Subsidiary Companies			
- GAL	1.02	-	
- GKSEZ	-	0.50	
Fellow subsidiary			
- GEOKNO	0.23	0.33	
xviii) Logo Fees			
Holding company			
- GEPL ^h [1,000 (March 31, 2016: ₹ Nil)]	0.00	-	
- GHPL ^h [₹ Nil (March 31, 2016: ₹ 1,000)]	-	0.00	
xix) Provision for doubtful debts			
Subsidiary Company			
- GCORRPL	1.22	1.59	
- GHVEPL	0.61	-	
- GWEL	-	1.74	
Associates / Joint venture Companies			
- GWEL	1.59	-	
xx) Provision for diminution in value of investments			
Subsidiary Companies			
- GEL	-	727.36	
- GMRHL	736.07	356.74	
- GCORRPL	-	4.12	
- GGAL	2,715.39	878.90	
- GHVEPL	-	15.87	
- GAPL	108.35	2.05	
Associates / Joint venture Companies			
- GEL	94.35	-	
- UEPL	-	1.05	
- GOSEHHHPL	-	29.65	

Notes to the standalone financial statements for the year ended March 31, 2017

Nature of Transaction	March 31, 2017 (₹ in Crore)	March 31, 2016 (₹ in Crore)	April 1, 2015 (₹ in Crore)
xxi) Security deposit given			
Enterprises where key managerial personnel or their relatives exercise significant influence			
- GFFT	-	1.35	
xxii) Security deposit refunded / adjusted			
Subsidiary Company			
- HFEPL	1.26	-	
Fellow subsidiary			
- GPPL ^h	-	0.02	
Enterprises where key managerial personnel or their relatives exercise significant influence			
- GFFT	0.82	15.00	
xxiii) Purchase of fixed assets			
Subsidiary Company			
- GKUAEL	0.19	0.08	
Fellow subsidiary			
- GPPL ^h	-	1.78	
xxiv) Investment in equity shares of			
Subsidiary Company			
- GIDL	0.05	-	
- GASL [Re. 1 (March 31, 2016: ₹ Nil)]	0.00	-	
xxv) Investment in preference shares of			
Subsidiary Company			
- GMRHL	-	137.00	
xxvi) Investment in debentures of			
Subsidiary Companies			
- GSPHPL	6.50	263.70	
xxvii) Redemption of debentures of			
Subsidiary Companies			
- GEL	-	100.00	
- GAPL	-	-	
- GCAPL	-	11.50	
xxviii) Sale of investments			
Subsidiary Company			
- GMRHL (March 31, 2016: ₹ 30)	-	0.00	
Fellow subsidiary			
- GHML (March 31, 2016: ₹ 3,924)	-	0.00	
xxix) Transfer of unbilled revenue on account of novation agreement			
Subsidiary Companies			
- GCORRPL	-	16.10	
- GHVEPL	-	9.18	
xxx) Equity share application money allotted			
Associates / Joint venture Companies			
- GMCAC	-	10.66	

Notes to the standalone financial statements for the year ended March 31, 2017

Nature of Transaction	March 31, 2017 (₹ in Crore)	March 31, 2016 (₹ in Crore)	April 1, 2015 (₹ in Crore)
xxxii) Loans given to			
Subsidiary Companies			
- GAPL	-	22.50	
- GEL	1,038.72	1,288.26	
- GGAL	235.14	-	
- NREPL	12.46	-	
- SUPPL	6.50	-	
- LIPPL	5.04	-	
- GMRHL	345.07	278.17	
- DSPL	189.68	233.12	
- GBPSPL	-	31.06	
- KSPL	481.89	716.33	
- GKSEZ	8.05	24.01	
- GSPHPL	-	107.01	
- GCAPL	-	39.35	
- GIML	181.03	227.02	
- RSSL	-	24.00	
xxxiii) Loans repaid by			
Subsidiary Companies			
- GIML	134.76	40.06	
- GBPSPL	-	15.00	
- GMRHL	230.53	50.00	
- DSPL	254.24	623.11	
- GEL	732.65	192.71	
- LIPPL	1.00	-	
- GGAL	288.48	-	
- KSPL	285.97	-	
- RSSL	24.00	-	
- GSPHPL	-	61.37	
xxxiiii) Debentures converted into equity			
Subsidiary Company			
- GAPL	98.65	-	
xxxv) Loans converted into equity			
Subsidiary Companies			
- GMRHL	989.39	-	
- GGAL	4,051.35	-	
- GAPL	32.50	-	
xxxvi) Accrued interest on loans and debentures converted into equity			
Subsidiary Company			
- GAPL	26.49	-	
xxxvii) Loans received from			
Subsidiary Company			
- GAL	60.00	180.00	

Notes to the standalone financial statements for the year ended March 31, 2017

Nature of Transaction	March 31, 2017 (₹ in Crore)	March 31, 2016 (₹ in Crore)	April 1, 2015 (₹ in Crore)
- DSPL	214.00	-	
- RSSL	75.00	-	
xxxvii) Loans repaid to			
Subsidiary Companies			
- GAL	83.50	188.00	
- GADL	-	4.72	
- DSPL	214.00	-	
- RSSL	7.50	-	
xxxviii) Loans novated to GGAL			
Subsidiary Companies			
- GEL	3,321.07	-	
xxxix) Debentures novated to GGAL			
Subsidiary Company			
- GEL	867.50	-	
xl) Equity recouped on account of early conversion of preference shares / debentures / loans			
Subsidiary Companies			
- GMRHL	512.76	-	
- GGAL	1,504.47	-	
- GSPHPL	65.10	-	
- GTTEPL	12.32	-	
- GTAEPL	9.64	-	
- GACEPL	15.70	-	
Associates / Joint venture Companies			
- GEL	74.89	-	
xli) Additional Equity on account of financial guarantees			
Subsidiary Companies			
- GGAL	0.88	-	
- GCRPL	11.54	-	
- GISPL	0.21	0.16	
- GTTEPL	0.28	-	
- GETL	0.06	-	
- GREL	44.46	-	
- PTBSL	-	0.17	
- PAPPL	-	0.03	
- RSSL	0.86	0.06	
- KSPL	-	0.96	
- GWEL	-	3.87	
Associates / Joint venture Companies			
- GBHHPL	2.58	-	
- GKEL	-	5.01	
xlii) Additional Equity on account of loans at concessional rate of interest			
Subsidiary Companies			
- GMRHL	32.91	121.07	
- GGAL	3.01	-	
- GEL	206.40	-	

Notes to the standalone financial statements for the year ended March 31, 2017

Nature of Transaction	March 31, 2017 (₹ in Crore)	March 31, 2016 (₹ in Crore)	April 1, 2015 (₹ in Crore)
xl) Additional Equity on account of preference shares and debentures at concessional rate of interest			
Subsidiary Companies			
- GMRHL	-	87.25	
- GAPL	2.12	-	
- GEL	58.43	-	
xliv) Preference Shares converted to equity			
Subsidiary Companies			
- GGAL	2,120.90	-	
- GMRHL	843.54	-	
xlvi) Advance received from customers			
Subsidiary Company			
- GWEL	-	3.80	
- GMRHL	-	0.69	
- GCORRPL	-	5.00	
- GPEPL	7.75	-	
Associates / Joint venture Companies			
- GKEL	-	1.00	
xlvi) Advance repaid to customers			
Subsidiary Company			
- GCORRPL	-	5.00	
- GMRHL	-	0.44	
xlvii) Corporate Guarantees/ Comfort Letters given on behalf of			
Subsidiary Companies			
- GISPL	321.44	33.39	
- KSPL	-	150.00	
- PAPPL	-	3.60	
- GWEL	-	295.00	
- GEL	-	68.00	
- PTBSL	-	66.10	
- GAPL	10.00	-	
- GADL	18.00	-	
- RSSL	100.00	30.00	
- GETL	25.00	-	
- GGAL	149.00	-	
- GTTEPL	105.00	-	
- GCRPL	2,860.16	-	
Associates / Joint venture Companies			
- GREL	2,571.71	-	
- GBHHPL	200.00	-	
- GKEL	-	400.00	
xlviii) Corporate Guarantees/ Comfort Letters extinguished on behalf of			
Subsidiary Companies			
- GAPL	-	19.00	
- GENBV	-	302.69	
- GGSPPL	-	25.00	
- GPCL	-	275.00	

Notes to the standalone financial statements for the year ended March 31, 2017

Nature of Transaction	March 31, 2017 (₹ in Crore)	March 31, 2016 (₹ in Crore)	April 1, 2015 (₹ in Crore)
- GIML	968.17	599.07	
- GHIAL	1,480.00	100.00	
- GISPL	469.04	-	
- DIAL	377.11	-	
- ATSCCL	13.20	-	
- GCRPL	3,391.52	-	
- GMRHL	450.00	-	
- GTTEPL	105.00	-	
- GMIAL	2,620.72	-	
- MTSCCL	18.70	-	
- GEL	-	-	
Associates / Joint venture Companies			
- UEPL	-	596.25	
- JEPL	-	353.48	
- GEL	1,641.00	-	
- GGSPPPL	35.00	-	
- GBHHPL	-	-	
- GMCAC	-	807.86	
xlix) Bank Guarantees extinguished on behalf of			
Subsidiary Companies			
- GMRHL	2.13	0.63	
Associates / Joint venture Companies			
- GKEL	-	22.85	
Fellow subsidiary			
- GEOKNO	1.18	-	
l) Managerial remuneration to			
A] Key management personnel and their relatives			
- Mr. G.M.Rao	0.71	0.82	
- Mr. Grandhi Kiran Kumar	1.27	0.95	
- Mr. C.P. Sounderarajan	-	0.35	
- Mr. Adiseshavatararam Cherukupalli	0.84	0.47	
- Mr. Madhva Bhimacharya Terdal	1.96	1.65	
B] Sitting fees paid to independent directors			
- Dr. Prakash G. Apte	0.01	0.03	
- Mr. R.S.S.L.N. Bhaskarudu	0.06	0.09	
- Mr. N.C. Sarabeswaran	0.05	0.07	
- Mr. S. Sandilya	0.02	0.03	
- Mr. S. Rajagopal	0.04	0.07	
- Mr. V. Santhana Raman	0.02	0.03	
- Mr. C.R. Muralidharan	0.02	0.03	
- Mrs. V. Siva Kameswari	0.05	0.03	
C] Expenses include the following remuneration to the Key Management Personnel			
- Short-term employee benefits	4.78	4.24	
- Share based payment	-	-	
- Sitting fees paid to independent directors	0.28	0.39	
- Other benefits ⁶	-	-	

Notes to the standalone financial statements for the year ended March 31, 2017

Nature of Transaction	March 31, 2017 (₹ in Crore)	March 31, 2016 (₹ in Crore)	April 1, 2015 (₹ in Crore)
li) Allotment of shares in right issue from share application money (including securities premium)			
Enterprises where key managerial personnel or their relatives exercise significant influence			
- GBC	-	889.57	
lii) Share warrants forfeited			
Enterprises where key managerial personnel or their relatives exercise significant influence			
- GIVLLP	-	141.75	
liii) Purchase of Equity Shares			
Subsidiary Companies	0.00	-	
- GHIAL [Re. 1 (March 31, 2016: ₹ Nil)]			
liv) Outstanding balances as at the year ended			
a) Loans receivable - Non-Current			
Subsidiary Companies			
- GEL	-	2,917.82	1,897.63
- GIML	229.05	186.96	-
- DSPL	-	-	398.20
- GAPL	-	22.50	-
- KSPL	1,303.75	1,145.35	429.03
- GMRHL	-	997.33	826.79
- GBPSPL	18.95	2.89	-
- GSPHPL	90.50	132.31	86.67
- GKSEZ	76.41	68.36	44.35
- RSSL	-	24.00	-
- GGAL	83.88	-	-
- NREPL	12.46	-	-
- SUPPL	6.50	-	-
- LIPPL	4.04	-	-
b) Loans receivable - Current			
Subsidiary Companies			
- GEL	-	78.31	-
- GCAPL	39.35	39.35	-
- GMRHL	304.55	-	-
- KSPL	37.53	-	-
- GBPSPL	-	16.06	2.89
- GAPL	-	10.00	10.00
- GSPHPL	41.81	-	-
- DSPL	-	64.56	56.35
c) Cross Charge Receivable			
Holding Company			
- GHPL ^h	-	0.13	2.87
- GEPL ^h	0.13	-	-
Subsidiary Companies			
- GEL	-	0.70	1.41
- GETL	3.28	6.61	-
- GKSEZ	0.07	0.25	0.85
- GVPGL	-	4.79	2.88
- GBHHPL	-	1.29	-

Notes to the standalone financial statements for the year ended March 31, 2017

Nature of Transaction	March 31, 2017 (₹ in Crore)	March 31, 2016 (₹ in Crore)	April 1, 2015 (₹ in Crore)
- GPIL (March 31, 2016: ₹ 25,035)	0.01	0.00	-
- GADL (₹ 43,332)	0.00	0.01	-
- GHVEPL	8.85	7.31	5.66
- GWEL	-	1.70	0.87
- GCHEPL	-	12.64	39.77
- DIAL	12.23	8.52	4.49
- GHIAL	4.14	2.71	1.44
- GGSPPPL	-	1.60	0.40
- KSPL	5.30	9.29	5.76
- GAPL	1.26	2.29	1.96
- GTTEPL	0.78	5.20	3.90
- GTAEPL	0.50	2.80	1.61
- GPCL	0.22	0.86	0.44
- GMRHL	0.34	14.63	24.37
- GCORRPL	2.86	6.12	6.38
- MTSCCL	-	0.13	0.54
- GCAPL	-	-	2.76
- GSPHPL	0.19	0.24	0.47
- ATSCCL	-	0.16	0.53
- GAL	2.10	0.48	1.80
- DSPL	0.12	0.22	0.11
- GPEPL	0.65	0.69	-
- GGAL	-	0.01	-
- GCSPL	-	0.30	-
- GACEPL	0.88	0.66	-
- RSSL	0.63	0.25	0.27
- GBPSPL	0.15	-	-
Associates / Joint venture Companies			
- UEPL	-	0.04	-
- GEL	0.82	-	-
- GVPGL	-	-	-
- GBHHPL	1.26	-	-
- GWEL	8.25	-	-
- GGSPPPL	0.05	-	-
- GCHEPL	2.45	-	-
- GKEL	19.25	14.89	8.90
Fellow subsidiaries			
- GEOKNO	-	0.11	-
Enterprises where key managerial personnel or their relatives exercise significant influence			
- GFFT	-	0.65	-
d) Advances other than capital advances			
Subsidiary Companies			
- GISPL	-	-	0.16
- GAPL	2.00	-	-
- GAL	0.24	-	-

Notes to the standalone financial statements for the year ended March 31, 2017

Nature of Transaction	March 31, 2017 (₹ in Crore)	March 31, 2016 (₹ in Crore)	April 1, 2015 (₹ in Crore)
Fellow subsidiaries			
- RSSL	-	-	0.36
- GPPL ^h	-	-	0.53
Enterprises where key managerial personnel or their relatives exercise significant influence			
- GEOKNO	0.44	-	-
- GFFT	-	-	0.21
e) Investment in share application money			
Associates / Joint venture Companies			
- GMCAC	-	-	10.66
f) Security deposits receivable - Non current			
Holding Company			
- GEPL ^h	0.02	-	-
Subsidiary Companies			
- GHIAL	0.04	0.04	0.04
- RSSL	0.28	0.28	-
Fellow subsidiaries			
- GPPL ^h	-	0.02	0.02
- RSSL	-	-	0.28
g) Security deposits receivable - Current			
Subsidiary Company			
- HFEPL	1.25	2.51	2.51
Enterprises where key managerial personnel or their relatives exercise significant influence			
- GFFT	0.53	1.35	15.00
h) Trade receivables- Non Current			
Subsidiary Companies			
- GCORRPL	1.17	0.08	-
- GTTEPL	-	-	0.23
- GHVEPL	-	0.31	-
Associates / Joint venture Companies			
- GKEL	-	1.21	0.82
i) Trade receivables- Current			
Subsidiary Companies			
- GWEL	-	26.97	28.47
- GMRHL	1.30	3.21	7.78
- GTTEPL	-	0.00	1.63
- GKSEZ	-	-	0.13
- GCRPL	-	11.58	7.42
- GHEMCPL	-	0.02	-
- GCORRPL	7.82	0.74	0.04
- GIML	1.31	5.32	-
- GHVEPL	3.57	5.53	-
Associates / Joint venture Companies			
- JEPL	0.47	0.47	0.51
- GWEL (net of advance)	6.61	-	-

Notes to the standalone financial statements for the year ended March 31, 2017

Nature of Transaction	March 31, 2017 (₹ in Crore)	March 31, 2016 (₹ in Crore)	April 1, 2015 (₹ in Crore)
- GKEL	1.21	-	-
Provision for doubtful receivables:			
Subsidiary Companies			
- GWEL	-	3.18	1.43
- GHVEPL	0.22	-	-
Associates / Joint venture Companies			
- GWEL	4.77	-	-
j) Unbilled revenue - Current			
Subsidiary Companies			
- GCORRPL	5.59	14.19	-
- GHVEPL	5.69	5.49	-
- GWEL	-	9.55	9.55
- GMRHL	0.72	0.72	-
- GTTEPL	0.01	0.01	0.01
Associates / Joint venture Companies			
- GWEL (net of advance)	0.41	-	-
- GKEL	0.18	0.18	4.17
Provision for doubtful receivables:			
Subsidiary Companies			
- GCORRPL	3.89	2.67	1.08
- GHVEPL	0.39	-	-
k) Accrued interest on loans given			
Subsidiary Companies			
- GEL	-	185.00	23.00
- GMRHL	24.97	37.26	7.54
- DSPL	3.43	0.72	34.03
- GCAPL	4.35	0.43	-
- GAPL	-	1.56	-
- GIML	15.00	4.10	-
- KSPL	152.90	106.78	33.90
- GKSEZ	8.95	0.03	2.98
- GBPSPL	2.94	0.61	0.02
- GSPHPL	16.21	-	5.88
- GGAL	1.50	-	-
- NREPL	0.85	-	-
- SUPPL	0.44	-	-
- LIPPL	0.31	-	-
- RSSL	-	0.01	-
l) Accrued interest on investment in debentures			
Subsidiary Companies			
- GEL	-	29.00	-
- GKSEZ	11.55	-	11.24
- GCAPL	-	-	0.05
- GSPHPL	1.47	-	2.82
- GAPL	-	24.93	12.97
- DPPL ₹ 18,373 (March 31, 2016: ₹ 3,374 , April 1, 2015: ₹ 13,500)	0.00	0.00	0.00

Notes to the standalone financial statements for the year ended March 31, 2017

Nature of Transaction	March 31, 2017 (₹ in Crore)	March 31, 2016 (₹ in Crore)	April 1, 2015 (₹ in Crore)
Associates / Joint venture Companies			
- GEL	0.02	-	-
m) Loans payables - Non Current			
Subsidiary Companies			
- RSSL	67.50	-	-
- GADL	52.94	68.63	75.97
n) Loans payables - Current			
Holding Company			
- GEPL ^h	0.07	0.07	0.03
Subsidiary Companies			
- GAL	36.50	60.00	68.00
- GADL	25.19	7.34	2.71
o) Trade payables - Current			
Holding Company			
- GHPL ^h [Nil (March 31, 2016: ₹ 15,754 , April 1, 2015: ₹ 3,604)]	-	0.00	0.00
- GEPL ^h	0.97	-	-
Subsidiary Companies			
- GMRHL	0.21	0.19	0.22
- GAPL	-	1.44	3.97
- GHIAL	0.11	0.03	0.01
- GHVEPL	0.04	0.04	0.04
- GWEL (March 31, 2016: ₹ 11,732)	-	0.00	-
- GHRL (₹ 6,443)	0.00	0.01	-
- GAL	0.54	0.42	0.42
- GCAPL	3.12	3.81	15.86
- GBPSPL	1.08	2.49	1.19
- DIAL (April 1, 2015: ₹ 27,442)	0.01	1.22	0.00
- GKSEZ	0.02	0.08	0.01
- GPEPL (₹ 3,588 (March 31, 2016 : ₹ 3,588 , April 1, 2015: ₹ 3,588))	0.00	0.00	0.00
- GTTEPL	0.02	1.05	1.05
- HFEPL	-	-	0.86
- RSSL	4.86	0.33	-
- GGAL (₹ 24,228)	0.00	-	-
- GKUAEL	0.26	-	-
- GCORRPL	0.08	-	-
- GTAEPL	0.04	-	-
- GADL	0.34	-	-
Fellow Subsidiaries			
- GPPL ^h	-	1.02	-
- RSSL	-	-	1.82
- RRPL	-	0.01	0.01
- GREPL	0.34	-	-
Associates / Joint venture Companies			
- DAFF	-	0.02	-
- DDFS	-	-	0.06

Notes to the standalone financial statements for the year ended March 31, 2017

Nature of Transaction	March 31, 2017 (₹ in Crore)	March 31, 2016 (₹ in Crore)	April 1, 2015 (₹ in Crore)
- GVPGL	0.40	-	-
- GCSPL	0.01	-	-
- GWEL (₹ 24,232)	0.00	-	-
Enterprises where key managerial personnel or their relatives exercise significant influence			
- GFFT	0.15	0.76	1.36
- GREPL	-	0.30	0.13
Key management personnel and their relatives			
- Mr. G.M.Rao	0.41	-	0.30
- Mr. Grandhi Kiran Kumar	1.27	-	-
- Mr. G.B.S. Raju	0.01	-	-
- Mr. R.S.S.L.N. Bhaskarudu	0.01	-	-
- Mr. N.C. Sarabeswaran	0.01	-	-
- Mr. S. Rajagopal	0.01	-	-
- Mr. C.R. Muralidharan	0.01	-	-
- Mrs. V. Siva Kameswari	0.01	-	-
p) Accrued interest but not due on borrowings			
Holding Company			
- GHPL ^h	-	-	4.02
Subsidiary Companies			
- GAL	-	-	0.62
- RSSL	0.01	-	-
- GADL	-	-	0.97
q) Accrued interest and due on borrowings			
Subsidiary Company			
- GADL	5.97	-	-
r) Non Trade payables - Current			
Holding Company			
- GHPL ^h	-	-	0.14
Subsidiary Companies			
- GREL	-	7.96	10.28
Associates / Joint venture Companies			
- GREL	3.39	-	-
Fellow Subsidiary			
- GBPPL	-	-	0.01
s) Payable to group companies			
Holding Company			
- GEPL ^h	10.26	-	-
- GPPL ^h	-	10.26	-
Subsidiary Companies			
- GEL	-	148.52	151.30
t) Advance from customers - Current			
Holding Company			
- GEPL ^h	-	-	-
Subsidiary Companies			
- GMRHL	1.30	1.30	1.08

Nature of Transaction	March 31, 2017 (₹ in Crore)	March 31, 2016 (₹ in Crore)	April 1, 2015 (₹ in Crore)
- GIML	-	-	5.08
- GWEL	-	15.80	12.00
- GPEPL	7.75	-	-
Fellow subsidiary			
- GPPL ^h	-	-	10.66
Associates / Joint venture Companies			
- GWEL (net of receivables)	-	-	-
- GKEL	5.55	5.55	12.23
u) Corporate Guarantees/ Comfort Letters sanctioned on behalf of Subsidiary Companies			
- DIAL	-	377.11	373.10
- GADL	118.00	100.00	100.00
- GAPL	221.44	214.18	224.44
- GCORRPL	786.78	786.78	786.78
- GCRPL	2,860.16	3,452.01	3,260.20
- GEL	-	2,559.00	2,491.00
- PAPPL	3.60	3.60	-
- GENBV	-	-	302.69
- GHIAL	-	1,480.00	1,580.00
- GHVEPL	1,690.00	1,690.00	1,690.00
- GIML	-	968.17	1,513.44
- GISPL	2,337.58	2,605.59	2,390.37
- GMIAL	-	2,620.72	2,475.11
- GMRHL	-	450.00	450.00
- GOSEHHHPL	-	-	-
- KSPL	400.00	400.00	250.00
- GGSPPPL	-	35.00	60.00
- PTBSL	375.23	381.92	298.27
- GPCL	-	-	275.00
- GETL	85.00	60.00	60.00
- GAL	500.00	500.00	500.00
- GCHEPL	-	1,893.90	1,819.61
- GTTEPL	105.00	105.00	105.00
- GTAEPPL	45.00	45.00	45.00
- GBHHPL	-	1,545.00	1,545.00
- GWEL	-	1,210.50	915.50
- MTSCL	-	18.70	18.70
- ATSCL	-	13.20	13.20
- GGAL	149.00	-	-
- RSSL	130.00	30.00	-
Associates / Joint venture Companies			
- GMCAC	-	-	807.86
- GEL	918.00	-	-
- GWEL	1,210.50	-	-
- GKEL	400.00	400.00	-
- GCHEPL	1,860.71	-	-

Nature of Transaction	March 31, 2017 (₹ in Crore)	March 31, 2016 (₹ in Crore)	April 1, 2015 (₹ in Crore)
- GBHHPL	1,745.00	-	-
- GREL	2,571.71	-	-
- UEPL	-	-	596.25
- GOSEHHPL	1,080.00	1,080.00	1,080.00
- JEPL	-	-	353.48
v) Bank Guarantee outstanding on behalf of Subsidiary Companies			
- GKSEZ	45.66	45.66	45.66
- GMRHL	-	2.13	1.50
Associates / Joint venture Companies			
- GKEL	-	-	22.85
Enterprises where key managerial personnel or their relatives exercise significant influence			
- GEOKNO	1.30	-	-
Fellow subsidiary			
- GEOKNO	-	2.48	2.48
w) Share application money pending allotment			
Enterprises where key managerial personnel or their relatives exercise significant influence			
- GBC	-	-	889.57
x) Money received against share warrants			
Enterprises where key managerial personnel or their relatives exercise significant influence			
- GIVLLP	-	-	141.75

Notes:

- The Company has provided securities by way of pledge of investments for loans taken by certain Companies (refer note 5).
- The Holding Company has pledged certain shares held in the Company as security towards the borrowings of the Company.
- A charge has been created over the deposits of ₹ Nil (March 31, 2016: Nil, April 1, 2015: ₹ 502.10 crore) for loan against deposits availed by KSPL.
- A charge has been created over the deposits of ₹ Nil (March 31, 2016: ₹ 1.80 Crore, April 1, 2015: ₹ 2.98 crore) for the purpose of DSRA maintained by the Company with a bank for loan availed by GMRHL.
- Also refer note 5 on non-current investments and current investments.
- Also refer note 16 for long term borrowings and short term borrowings as regards security given by related parties for loans availed by the Company
- As the liability for gratuity and leave encashment is provided on actuarial basis for the Company as a whole, the amount pertaining to the directors are not included.
- Refer note 33(a)(1).

34. Gratuity and other post-employment benefit plans

a) Defined contribution plan

(₹ in crore)

Particulars	March 31, 2017	March 31, 2016
Provident and pension fund	3.66	2.74
Superannuation fund	1.52	1.42
Total*	5.18	4.16

* Gross of ₹ 1.34 crore (March 31, 2016 : ₹ 0.92 crore) towards contribution to provident fund and ₹ 0.83 crore (March 31, 2016 ₹ 0.62 crore) towards contribution to superannuation fund cross charged to certain subsidiaries.

b) Defined benefit plan

The Company has a defined benefit gratuity plan. The gratuity plan is governed by the Payment of Gratuity Act, 1972. Under the act, every employee who has completed five years or more of service gets gratuity on departure at 15 days salary (last drawn salary) for each completed year of service. The level of benefits provided depends on the member's length of service and salary at retirement age. The scheme is funded with Life Insurance Corporation of India in the form of a qualifying insurance policy.

The following tables summarise the components of net benefit expense recognised in the standalone statement of profit or loss and the funded status and amounts recognised in the standalone balance sheet for gratuity benefit.

i. Net benefit expenses (recognized in the standalone statement of profit and loss)

(₹ in crore)

Particulars	March 31, 2017	March 31, 2016
Current service cost	0.86	0.51
Net interest cost on defined benefit obligations/ (assets)	0.21	0.16
Net benefit expenses*	1.07	0.67

* Gross of ₹ 0.81 crore (March 31, 2016: ₹ 0.52 Crore) cross charged to certain subsidiaries.

ii. Remeasurement (gains)/ loss recognised in other comprehensive income:

(₹ in crore)

Particulars	March 31, 2017	March 31, 2016
Actuarial (gain)/ loss on obligations arising from changes in experience adjustments	0.61	0.45
Actuarial (gain)/ loss on obligations arising from changes in financial assumptions	0.21	-
Actuarial loss / (gain) arising during the year	0.82	0.45
Return on plan assets (greater)/ less than discount rate	0.01	0.06
Actuarial (gain)/ loss recognised in OCI	0.83	0.51

iii. Net defined benefit asset/ (liability)

(₹ in crore)

Particulars	March 31, 2017	March 31, 2016	April 01, 2015
Defined benefit obligation	(4.12)	(3.98)	(3.88)
Fair value of plan assets	0.75	0.59	1.45
Plan (liability)/asset	(3.37)	(3.39)	(2.43)

iv. Changes in the present value of the defined benefit obligation are as follows:

(₹ in crore)

Particulars	March 31, 2017	March 31, 2016
Opening defined benefit obligation	3.98	3.88
Current service cost	0.86	0.51
Interest cost on the defined benefit obligation	0.26	0.25
Benefits paid	(1.25)	(1.27)
Acquisition adjustment	(0.55)	0.16
Actuarial (gain)/ loss on obligations arising from changes in experience adjustments	0.61	0.45
Actuarial (gain)/ loss on obligations arising from changes in financial assumptions	0.21	-
Closing defined benefit obligation	4.12	3.98

v. Changes in the fair value of plan assets are as follows:

(₹ in crore)

Particulars	March 31, 2017	March 31, 2016
Opening fair value of plan assets	0.59	1.45
Interest income on plan assets	0.05	0.09
Contributions by employer	1.16	0.38
Benefits paid	(1.25)	(1.27)
Return on plan assets (lesser)/ greater than discount rate	(0.01)	(0.06)
Acquisition adjustment	0.21	-
Closing fair value of plan assets	0.75	0.59

The Company expects to contribute ₹ 1.16 crore (March 31, 2016: ₹ 0.38 crore) towards gratuity fund in 2017-18.

vi. The following pay-outs are expected in future years:

(₹ in crore)

Particulars	March 31, 2017
March 31, 2018	0.63
March 31, 2019	0.30
March 31, 2020	0.34
March 31, 2021	0.48
March 31, 2022	0.61
March 31, 2023 to March 31, 2027	4.42

The average duration of the defined benefit plan obligation at the end of the reporting period is 10 years (March 31, 2016: 10 years and April 1, 2015: 10 years).

vii. The major categories of plan assets as a percentage of the fair value of total plan assets are as follows:

Particulars	March 31, 2017	March 31, 2016	April 1, 2015
Investments with insurer	100%	100%	100%

viii. The principal assumptions used in determining gratuity obligation for the Company's plans are shown below:

Particulars	March 31, 2017	March 31, 2016	April 1, 2015
Discount rate (in %)	7.10%	7.80%	7.80%
Salary escalation (in %)	6.00%	6.00%	6.00%
Employee turnover	5.00%	5.00%	5.00%
Mortality rate	Refer Note 4 below	Refer Note 4 below	Refer Note 4 below

Notes:

- Plan assets are fully represented by balance with the Life Insurance Corporation of India.
- The expected return on plan assets is determined considering several applicable factors mainly the composition of the plan assets held, assessed risks of asset management, historical results of the return on plan assets and the Company's policy for plan asset management.
- The estimates of future salary increase in compensation levels, considered in actuarial valuation, take account of inflation, seniority, promotion and other relevant factors, such as supply and demand in the employment market.
- As per Indian Assured Lives Mortality (2006-08) (modified) Ultimate.

ix. A quantitative sensitivity analysis for significant assumption as at March 31, 2017 is as shown below:

(₹ in crore)

Particulars	March 31, 2017	March 31, 2016
Discount rate		
Impact on defined benefit obligation due to 1% increase in discount rate	(0.29)	(0.26)
Impact on defined benefit obligation due to 1% decrease in discount rate	0.34	0.30
Salary escalation rate		
Impact on defined benefit obligation due to 1% increase in attrition rate	0.27	0.24
Impact on defined benefit obligation due to 1% decrease in attrition rate	(0.25)	(0.22)
Attrition Rate		
Impact on defined benefit obligation due to 1% increase in salary escalation rate	0.01	0.03
Impact on defined benefit obligation due to 1% decrease in salary escalation rate	(0.02)	(0.04)

The sensitivity analyses above have been determined based on a method that extrapolates the impact on defined benefit obligation as a result of reasonable changes in key assumptions occurring at the end of the reporting period.

35. Segment information- Disclosure pursuant to Ind AS 108 "Operating Segment"

(a) Information about reportable segment

(₹ in crore)

Particulars	EPC		Others		Unallocated		Total	
	March 31, 2017	March 31, 2016	March 31, 2017	March 31, 2016	March 31, 2017	March 31, 2016	March 31, 2017	March 31, 2016
Revenue								
External revenue	392.77	178.01	787.00	1,061.16	-	-	1,179.77	1,239.17
Inter segment revenue	-	-	-	-	-	-	-	-
Total segment revenue	392.77	178.01	787.00	1,061.16	-	-	1,179.77	1,239.17
Segment results	(34.09)	(16.08)	748.97	1,034.55	-	-	714.88	1,018.47
Less:								
a. Finance costs	-	-	-	-	(744.74)	(708.31)	(744.74)	(708.31)
b. Exceptional items (refer note 29)	-	-	(3,654.16)	(2,015.73)	-	-	(3,654.16)	(2,015.73)
(Loss)/Profit before tax	(34.09)	(16.08)	(2,905.19)	(981.18)	(744.74)	(708.31)	(3,684.02)	(1,705.57)
Tax expenses	-	-	-	-	0.09	14.67	0.09	14.67
(Loss)/Profit after tax	(34.09)	(16.08)	(2,905.19)	(981.18)	(744.83)	(722.98)	(3,684.11)	(1,720.24)

(₹ in crore)

Other information	EPC			Others			Unallocated			Total		
	March 31, 2017	March 31, 2016	April 1, 2015	March 31, 2017	March 31, 2016	April 1, 2015	March 31, 2017	March 31, 2016	April 1, 2015	March 31, 2017	March 31, 2016	April 1, 2015
Segment assets	666.61	534.28	385.17	12,589.89	15,932.87	15,607.42	184.46	168.38	180.41	13,440.96	16,635.53	16,173.00
Segment liabilities	618.56	429.30	216.40	186.46	271.33	377.17	6,118.74	5,767.07	5,320.04	6,923.76	6,467.70	5,913.61
Capital employed	48.05	104.98	168.77	12,403.43	15,661.54	15,230.25	(5,934.28)	(5,598.69)	(5,139.63)	6,517.20	10,167.83	10,259.39

(₹ in crore)

Particulars	Depreciation, amortisation and impairment include in segment expense		Other non-cash expenses included in segment expense	
	For year ended March 31, 2017	For year ended March 31, 2016	For year ended March 31, 2017	For year ended March 31, 2016
EPC	14.01	13.52	16.13	11.30
Others	3,656.28	2,017.98	-	-
Segment Total	3,670.29	2,031.50	16.13	11.30
Unallocated	-	-	0.70	-
Total	3,670.29	2,031.50	16.83	11.30

Reconciliation to amounts reflected in the financial statements.**Reconciliation of assets**

(₹ in crore)			
Particulars	March 31, 2017	March 31, 2016	April 1, 2015
Segment assets	13,256.50	16,467.15	15,992.59
Deferred tax assets (net)	97.23	87.12	77.91
Non-current tax assets (net)	85.73	77.68	69.53
Ancillary cost of arranging the borrowings	1.09	0.08	30.30
Others	0.41	3.50	2.67
Total assets	13,440.96	16,635.53	16,173.00

Reconciliation of liabilities

(₹ in crore)			
Particulars	March 31, 2017	March 31, 2016	April 1, 2015
Segment liabilities	805.02	700.63	593.57
Non-current and current borrowings	5,204.39	5,329.17	4,520.07
Current maturities of long-term borrowings	763.37	319.76	745.63
Interest accrued but not due on borrowings	57.10	67.96	19.98
Interest accrued and due on borrowings	76.03	-	-
Foreign exchange forward contracts	1.57	0.21	-
Payable to Group Company	-	35.96	-
Trade payable	9.19	11.81	31.67
Provision for debenture redemption premium	1.91	2.20	2.69
Liabilities for current tax (net)	5.18	-	-
Total liabilities	6,923.76	6,467.70	5,913.61

(b) Geographic information

(₹ in crore)

Particulars	Segment revenue**		Non-current assets***		
	March 31, 2017	March 31, 2016	March 31, 2017	March 31, 2016	April 1, 2015
India	1,160.38	1,220.76	183.60	175.62	201.14
Outside India	19.39	18.41	-	-	-
Total	1,179.77	1,239.17	183.60	175.62	201.14

**Revenues by geographical area are based on the geographical location of the client.

***Non-current assets excludes financial assets, deferred tax assets and post-employment benefit assets.

- (c) Revenue from one external customer in EPC segment amounting to ₹ 285.70 crore (March 31, 2016: ₹ 78.76 crore), and from related parties under common control in Others segment amounting to ₹ 759.53 crore (March 31, 2016: ₹ 996.20 crore) contributed to more than 10% of the entity's total revenue.
- (d) Basis of identifying operating segments, reportable segments, segment profit and definition of each reportable segment and segment composition:
- (i) Basis of identifying operating segments:
- Operating segments are identified as those components of the Company (a) that engage in business activities to earn revenues and incur expenses (including transactions with any of the Company's other components (b) whose operating results are regularly reviewed by the Company's Chief Executive Officer to make decisions about resource allocation and performance assessment and (c) for which discrete financial information is available.
- The accounting policies consistently used in the preparation of the financial statements are also applied to record revenue and expenditure in individual

segments. Assets, liabilities, revenues and direct expenses in relation to segments are categorised based on items that are individually identifiable to that segment, while other items, wherever allocable, are apportioned to the segments on an appropriate basis. Certain items are not specifically allocable to individual segments as the underlying services are used interchangeably. The Company therefore believes that it is not practical to provide segment disclosures relating to such items, and accordingly such items are separately disclosed as 'unallocated'.

(ii) Reportable segments:

An operating segment is classified as reportable segment if reported revenue (including inter-segment revenue) or absolute amount of result or assets exceed 10% or more of the combined total of all the operating segments.

(iii) Segment profit:

Performance of a segment is measured based on segment profit (before interest and tax), as included in the internal management reports that are reviewed by the Company's Chief Executive Officer.

(iv) Segment composition:

- a) **EPC** - Handling of engineering, procurement and construction solutions in infrastructure sector
- b) **Others** - Investment activity and corporate support to various infrastructure SPVs.

36 Commitments and contingencies

I Leases

Operating lease: Company as lessee

Office premises and equipments taken by the Company are obtained on operating leases. The Company entered into certain cancellable operating lease arrangements and certain non-cancellable operating lease arrangement towards office premises. The equipments are taken on hire on need basis. There are no escalation clauses in the lease agreements. There are no restrictions imposed by lease arrangements. There are no subleases. The lease rentals charged during the year and maximum obligation on the long term non-cancellable operating leases as per the lease agreement are as follows:


(₹ in crore)

Particulars	March 31, 2017	March 31, 2016	April 1, 2015
Lease rentals under cancellable leases and non-cancellable leases [net of ₹ 5.42 crore (March 31, 2016 ₹ 5.38 crore and April 1, 2015 ₹ 15.16 crore) cross charged to certain subsidiaries]	19.96	4.33	2.71
Obligations on non-cancellable leases:			
Within one year	-	0.01	0.18
Later than one year and not later than five years	-	-	-
Later than five years	-	-	-

II Contingencies

In the ordinary course of business, the Company faces claims and assertions by various parties. The Company assesses such claims and assertions and monitors the legal environment on an ongoing basis with the assistance of external legal counsel, wherever necessary. The Company records a liability for any claims where a potential loss is probable and capable of being estimated and discloses such matters in its financial statements, if material. For potential losses that are considered possible, but not probable, the Company provides disclosure in the financial statements but does not record a liability in its accounts unless the loss becomes probable.

The following is a description of claims and assertions where a potential loss is possible, but not probable. The Company believes that none of the contingencies described below would have a material adverse effect on the Company's financial condition, results of operations or cash flows.



(₹ in crore)

Particulars of guarantees	As at		
	March 31, 2017	March 31, 2016	April 1, 2015
Corporate guarantees availed by the group Companies			
(a) sanctioned	18,275.51	23,929.67	25,247.37
(b) outstanding	11,995.72	15,548.27	16,923.36
Bank guarantees			
(a) sanctioned	910.21	917.21	300.00
(b) outstanding	882.23	890.07	190.98
Letter of comfort provided on behalf of group Companies to banks			
(a) sanctioned	1,629.00	1,435.00	1,435.00
(b) outstanding	686.19	465.08	277.22

Litigations

The Company is involved in legal proceedings, both as plaintiff and as defendant. The Company believes the following claims to be of material nature.

(₹ in crore)

Other disputes	As at		
	March 31, 2017	March 31, 2016	April 1, 2015
Matters relating to indirect taxes under dispute	47.05	44.54	93.54
Matters relating to direct taxes under dispute ^{1,2}	154.55	154.55	5.83
Claims against the company not acknowledged as debts	9.40	17.49	53.02

Income Tax

- The Company has ongoing disputes with income tax authorities relating to tax treatment of certain items. These mainly include disallowance of expenses, tax treatment of certain expenses claimed by the Company as deductions and the computation of, or eligibility of the Company's use of certain tax incentives or allowances.

Most of these disputes and/or dis-allowances, being repetitive in nature, have been raised by the income tax authorities consistently in most of the years.

- Further, a search under Section 132 of the Income Tax Act, 1961 ('IT Act') was carried out at the premises of the Company by the Income Tax Authorities on October 11, 2012, followed by search closure visits on various dates thereafter during the year ended March 31, 2013 to check the compliance with the provisions of the IT Act. The Income Tax Department has subsequently sought certain information / clarifications. During the years ended March 31, 2015 and March 31, 2016, block assessments have been completed for certain years and the Company has received orders /demand amounting to ₹ 94.60 Crore under Section 143(3) r.w.s.153A of the IT Act from the Income Tax Authorities in respect to Assessment Years 2007-08 to 2013-14. The management of the Company has filed the appeals against the above orders and believes that these demands are not tenable and it has complied with all the applicable provisions of the IT Act with respect to its operations.
- Refer Note 36(III)(6) in respect of future claims if any arising on account of the divestment of shareholding in ISG.

III Commitments**a. Capital commitments**

(₹ in crore)

Particulars	As at		
	March 31, 2017	March 31, 2016	April 1, 2015
Estimated amount of contracts remaining to be executed on capital account and not provided for (net of advances)	111.92	-	-

b. Other commitments**1 The Company has committed to provide financial assistance as tabulated below:**

(₹ in crore)

Nature of relationship	Outstanding commitment for financial assistance		
	March 31, 2017	March 31, 2016	April 1, 2015
Subsidiaries	782.08	1,172.67	1,073.43
Joint Ventures / Associates	375.36	77.12	18.92
Total	1,157.44	1,249.79	1,092.35

- 2 The Company has extended comfort letters to provide continued financial support to certain subsidiaries/ joint ventures/ associates, to ensure that these subsidiaries are able to meet their debts, commitments (including commitments towards investee entities) and liabilities as they fall due and they continue as going concerns.
- 3 The Company has entered into agreements with the lenders of certain group companies wherein it has committed to hold directly or indirectly at all times at least 51% of the equity share capital of the group companies and not to sell, transfer, assign, dispose, pledge or create any security interest except pledge of shares to the respective lenders as covered in the respective agreements with the lenders.
- 4 Also refer note 5(12)
- 5 The Company has certain long term unquoted investments which have been pledged as security towards loan facilities sanctioned to the Company and the investee Companies [refer note 5].
- 6 During the year ended March 31, 2014, the Company along with its subsidiaries entered into a definitive agreement ('SPA') with Malaysia Airports MSC Sdn Bhd ('Buyer') for sale of 40% equity stake in their joint ventures, ISG , LGM. Pursuant to the SPA entered with the buyer, the Company along with its subsidiaries had provided a guarantee of Euro 4.50 Crore towards tax claims, as specified in the SPA for a period till May 2019.
- 7 For commitment relating to FCCBs [refer note 16 (20)].

37. Disclosures on Financial instruments

This section gives an overview of the significance of financial instruments for the Company and provides additional information on balance sheet items that contain financial instruments.

The details of significant accounting policies, including the criteria for recognition, the basis of measurement and the basis on which income and expenses are recognised in respect of each class of financial asset, financial liability and equity instrument are disclosed in Note 2.1 (b) and 2.1 (n), to the financial statements.

(a) Financial assets and liabilities

The following tables presents the carrying value and fair value of each category of financial assets and liabilities as at March 31, 2017, March 31, 2016 and April 1, 2015.

As at March 31, 2017

(₹ in crore)

Particulars	Fair value through statement of profit or loss	Derivative instruments not in hedging relationship	Amortised cost	Total carrying value	Total fair value
Financial assets					
(i) Investments (other than investments in subsidiaries, associates and joint ventures)	6.77	-	-	6.77	6.77
(ii) Loans	-	-	2,325.95	2,325.95	2,325.95
(iii) Trade receivables	-	-	110.11	110.11	110.11
(iv) Cash and cash equivalents	-	-	31.47	31.47	31.47
(v) Bank balances other than cash and cash equivalent	-	-	13.59	13.59	13.59
(vi) Other financial assets	-	-	682.65	682.65	682.65
	6.77	-	3,163.77	3,170.54	3,170.54

Financial liabilities

(i) Borrowings	-	-	5,967.76	5,967.76	5,967.76
(ii) Trade payables	-	-	162.48	162.48	162.48
(iii) Foreign exchange forward contracts	-	1.57	-	1.57	1.57
(iv) Other financial liabilities	-	-	203.85	203.85	203.85
(v) Financial guarantee contracts	-	-	118.15	118.15	118.15
	-	1.57	6,452.24	6,453.81	6,453.81

As at March 31, 2016

(₹ in crore)

Particulars	Fair value through statement of profit or loss	Derivative instruments not in hedging relationship	Amortised cost	Total carrying value	Total fair value
Financial assets					
(i) Investments (other than investments in subsidiaries, associates and joint venture)	11.01	-	-	11.01	11.01
(ii) Loans	-	-	5,814.48	5,814.48	5,814.48
(iii) Trade receivables	-	-	150.67	150.67	150.67
(iv) Cash and cash equivalents	-	-	330.02	330.02	330.02
(v) Bank balances other than cash and cash equivalent	-	-	3.54	3.54	3.54
(vi) Other financial assets	-	-	839.61	839.61	839.61
Total	11.01	-	7,138.32	7149.33	7149.33
Financial liabilities					
(i) Borrowings	-	-	5,648.93	5,648.93	5,648.93
(ii) Trade payables	-	-	99.97	99.97	99.97
(iii) Foreign exchange forward contracts	-	0.21	-	0.21	0.21
(iv) Other financial liabilities	-	-	283.53	283.53	283.53
(v) Financial guarantee contracts	-	-	93.56	93.56	93.56
Total	-	0.21	6,125.99	6,126.20	6,126.20

As at April 1, 2015

(₹ in crore)

Particulars	Fair value through statement of profit or loss	Derivative instruments not in hedging relationship	Amortised cost	Total carrying value	Total fair value
Financial assets					
(i) Investments (other than investments in subsidiaries, associates and joint venture)	-	-	-	-	-
(ii) Loans	-	-	3,883.65	3,883.65	3,883.65
(iii) Trade receivables	-	-	192.52	192.52	192.52
(iv) Cash and cash equivalents	-	-	398.58	398.58	398.58
(v) Bank balances other than cash and cash equivalent	-	-	3.28	3.28	3.28
(vi) Other financial assets	-	-	950.28	950.28	950.28
Total	-	-	5,428.31	5,428.31	5,428.31
Financial liabilities					
(i) Borrowings	-	-	5,265.70	5,265.70	5,265.70
(ii) Trade payables	-	-	154.39	154.39	154.39
(iii) Other financial liabilities	-	-	262.61	262.61	262.61
(iv) Financial guarantee contracts	-	-	114.41	114.41	114.41
Total	-	-	5,797.11	5,797.11	5,797.11

(i) Investments in mutual funds and derivative instruments are mandatorily classified as fair value through statement of profit and loss.

(b) Fair value hierarchy

The following table provides an analysis of financial instruments that are measured subsequent to initial recognition at fair value, grouped into Level 1 to Level 3, as described below:

Quoted prices in an active market (Level 1): This level of hierarchy includes financial assets that are measured by reference to quoted prices (unadjusted) in active markets for identical assets or liabilities. This category consists of investment in quoted equity shares, and mutual fund investments.

Valuation techniques with observable inputs (Level 2): This level of hierarchy includes financial assets and liabilities, measured using inputs other than quoted prices included within Level 1 that are observable for the asset or liability, either directly (i.e., as prices) or indirectly (i.e., derived from prices).

Valuation techniques with significant unobservable inputs (Level 3): This level of hierarchy includes financial assets and liabilities measured using inputs that are not based on observable market data (unobservable inputs). Fair values are determined in whole or in part, using a valuation model based on assumptions that are neither supported by prices from observable current market transactions in the same instrument nor are they based on available market data.


(₹ in crore)

Particulars	Fair value measurements at reporting date using			
	Total	Level 1	Level 2	Level 3
March 31, 2017				
Financial assets				
Investment in mutual funds	6.77	6.77	-	-
Financial liabilities				
Foreign exchange forward contracts	1.57	-	1.57	-
March 31, 2016				
Financial assets				
Investment in mutual funds	11.01	11.01	-	-
Financial liabilities				
Foreign exchange forward contracts	0.21	-	0.21	-
April 1, 2015				
Financial assets				
Investment in mutual funds	-	-	-	-

- (i) Short-term financial assets and liabilities are stated at carrying value which is approximately equal to their fair value.
- (ii) Foreign exchange forward contracts are fair valued using market observable rates and published prices together with forecasted cash flow information where applicable.
- (iii) Management uses its best judgement in estimating the fair value of its financial instruments. However, there are inherent limitations in any estimation technique. Therefore, for substantially all financial instruments, the fair value estimates presented above are not necessarily indicative of the amounts that the Company could have realised or paid in sale transactions as of respective dates. As such, fair value of financial instruments subsequent to the reporting dates may be different from the amounts reported at each reporting date.
- (iv) There have been no transfers between Level 1, Level 2 and Level 3 for the years ended March 31, 2017, March 31, 2016 and April 1, 2015.

(c) Financial risk management objectives and policies

In the course of its business, the Company is exposed primarily to fluctuations in foreign currency exchange rates, interest rates, equity prices, liquidity and credit risk, which may adversely impact the fair value of its financial instruments. The Company has a risk management policy which not only covers the foreign exchange risks but also other risks associated with the financial assets and liabilities such as interest rate risks and credit risks. The risk management policy is approved by the Board of Directors. The risk management framework aims to:



- (i) create a stable business planning environment by reducing the impact of currency and interest rate fluctuations on the Company's business plan.
(ii) achieve greater predictability to earnings by determining the financial value of the expected earnings in advance.

Market risk

Market risk is the risk of any loss in future earnings, in realisable fair values or in future cash flows that may result from a change in the price of a financial instrument. The value of a financial instrument may change as a result of changes in interest rates, foreign currency exchange rates, equity price fluctuations, liquidity and other market changes. Future specific market movements cannot be normally predicted with reasonable accuracy.

(a) Market risk- Interest rate risk

Interest rate risk is the risk that the fair value or future cash flows of a financial instrument will fluctuate because of changes in market interest rates. The Company's exposure to the risk of changes in market interest rates relates primarily to the Company's long-term debt obligations with floating interest rates. The Company manages its interest rate risk by having a balanced portfolio of fixed and variable rate loans and borrowings.

Interest rate sensitivity

The following table demonstrates the sensitivity to a reasonably possible change in interest rates on that portion of loans and borrowings affected. With all other variables held constant, the Company's profit before tax is affected through the impact on floating rate borrowings, as follows:

(₹ in crore)

Particulars	Increase in basis points	Effect on profit before tax
March 31, 2017		
USD	+50	(9.84)
INR	+50	(13.32)
March 31, 2016		
USD	+50	(10.02)
INR	+50	(11.70)

The assumed movement in basis points for the interest rate sensitivity analysis is based on the currently observable market environment.

(b) Market risk- Foreign currency risk

Foreign currency risk is the risk that the fair value or future cash flows of an exposure will fluctuate because of changes in foreign exchange rates. The Company's exposure to the risk of changes in foreign exchange rates relates primarily to the Company's investing and financing activities. The Company's exposure to foreign currency changes from operating activities is not material.

At 31 March 2016 and 31 March 2017, the Company hedged its interest of \$22.50 mn on FCCB. This foreign currency risk is hedged by using foreign currency forward contracts.

Foreign currency sensitivity

The following tables demonstrate the sensitivity to a reasonably possible change in USD exchange rates, with all other variables held constant. The impact on the Company's profit before tax is due to changes in the fair value of monetary assets and liabilities. The Company's exposure to foreign currency changes for all other currencies is not material.

(₹ in crore)

Particulars	Change in USD rate	Effect on profit before tax
31-Mar-17	5%	(86.95)
31-Mar-16	5%	(90.81)

The sensitivity analysis has been based on the composition of the Company's financial assets and liabilities at March 31, 2017 and March 31, 2016 excluding trade payables, trade receivables, other non-derivative and derivative financial instruments not forming part of debt and which do not present a material exposure. The period end balances are not necessarily representative of the average debt outstanding during the period.

Credit risk

Credit risk is the risk that counterparty will not meet its obligations under a financial instrument or customer contract, leading to a financial loss. Financial instruments that are subject to credit risk and concentration thereof principally consist of trade receivables, loans receivables, investments, cash and cash equivalents, derivatives and financial guarantees provided by the Company.

The carrying value of financial assets represents the maximum credit risk. The maximum exposure to credit risk was ₹ 12,987.98 crore, ₹ 16,193.31 crore, ₹ 15,873.18 crore, as at March 31, 2017, March 31, 2016 and April 1, 2015 respectively, being the total carrying value of trade receivables, balances with bank, bank deposits, investments and other financial assets.

Customer credit risk is managed by each business unit subject to the Company's established policy, procedures and control relating to customer credit risk management. An impairment analysis is performed at each reporting date on an individual basis for major clients. The Company does not hold collateral as security. Further, the top 5 customers of the Company in the EPC segment contributes to more than 90% of the receivables during the year ended March 31, 2017, March 31, 2016 and April 1, 2015.

With respect to Trade receivables/unbilled revenue, the Company has constituted the terms to review the receivables on periodic basis and to take necessary mitigations, wherever required. The Company creates allowance for all unsecured receivables based on lifetime expected credit loss based on a provision matrix. The provision matrix takes into account historical credit loss experience and is adjusted for forward looking information. The expected credit loss allowance is based on the ageing of the receivables that are due and rates used in the provision matrix.

The following table summarises the changes in the loss allowance measured using ECL:

(₹ in crore)

Particulars	March 31, 2017	March 31, 2016
Opening balance	20.03	8.91
Amount provided/ (reversed) during the year	8.98	11.12
Closing provision	29.01	20.03

Credit risk from balances with bank and financial institutions is managed by the Company's treasury department in accordance with the Company's policy. Investments of surplus funds are made only with approved counterparties and within credit limits assigned to each counterparty. The limits are set to minimise the concentration of risks and therefore mitigate financial loss through counterparty's potential failure to make payments.

In respect of financial guarantees provided by the Company to banks and financial institutions, the maximum exposure which the Company is exposed to is the maximum amount which the Company would have to pay if the guarantee is called upon. Based on the expectation at the end of the reporting period, the Company considers that it is more likely than not that such an amount will not be payable under the guarantees provided.

Liquidity risk

Liquidity risk refers to the risk that the Company cannot meet its financial obligations. The objective of liquidity risk management is to maintain sufficient liquidity and ensure that funds are available for use as per requirements. The Company has obtained fund and non-fund based working capital lines from various banks. Furthermore, the Company has access to funds from debt markets through commercial paper programs, non-convertible debentures and other debt instruments. The Company invests its surplus funds in bank fixed deposit and in mutual funds, which carry no or low market risk.

The Company monitors its risk of a shortage of funds on a regular basis. The Company's objective is to maintain a balance between continuity of funding and flexibility through the use of bank overdrafts, bank loans, debentures, preference shares, sale of assets and strategic partnership with investors, etc. The Company assessed the concentration of risk with respect to refinancing its debt and concluded it to be below.

The following table shows a maturity analysis of the anticipated cash flows including interest obligations for the Company's financial liabilities on an undiscounted basis, which therefore differ from both carrying value and fair value. Floating rate interest is estimated using the prevailing interest rate at the end of the reporting period.

(₹ in crore)

Particulars	0-1 years	1 to 5 years	> 5 years	Total
March 31, 2017				
Borrowings	908.89	2,483.62	2,676.18	6,068.69
Other financial liabilities	205.42	-	-	205.42
Trade payables	162.48	-	-	162.48
	1,276.79	2,483.62	2,676.18	6,436.59
March 31, 2016				
Borrowings	473.09	2,428.89	2,867.72	5,769.70
Other financial liabilities	283.75	-	-	283.75
Trade payables	99.97	-	-	99.97
	856.81	2,428.89	2,867.72	6,153.42
April 1, 2015				
Borrowings (other than convertible preference shares)	908.28	2,328.04	1,037.93	4,274.25
Other financial liabilities	262.61	-	-	262.61
Trade payables	154.39	-	-	154.39
	1,325.28	2,328.04	1,037.93	4,691.25

(i) The above excludes any financial liabilities arising out of financial guarantee contract as detailed in note 36

Excessive risk concentration

Concentrations arise when a number of counterparties are engaged in similar business activities, or activities in the same geographical region, or have economic features that would cause their ability to meet contractual obligations to be similarly affected by changes in economic, political or other conditions. Concentrations indicate the relative sensitivity of the company's performance to developments affecting a particular industry.

In order to avoid excessive concentrations of risk, the Company's policies and procedures include specific guidelines to focus on the maintenance of a diversified portfolio. Identified concentrations of credit risks are controlled and managed accordingly.

38. Capital management

The Company's capital management is intended to create value for shareholders by facilitating the meeting of long term and short term goals of the Company.

The Company determines the amount of capital required on the basis of annual business plan coupled with long term and short term strategic investment and expansion plans. The funding needs are met through equity, cash generated from operations and sale of certain assets, long term and short term bank borrowings and issue of non-convertible debt securities and strategic partnership with investors.

For the purpose of the Company's capital management, capital includes issued equity capital, convertible preference share, share premium and all other equity reserves attributable to the equity holders of the Company.

The Company manages its capital structure and makes adjustments in light of changes in economic conditions and the requirements of the financial covenants. To maintain or adjust the capital structure, the Company may adjust the dividend payment to shareholders, return capital to shareholders or issue new shares. The Company monitors capital using a gearing ratio, which is total debt divided by total capital plus total debt. The Company's policy is to keep the gearing ratio at an optimum level to ensure that the debt related covenant are complied with.

(₹ in crore)

Particulars	At March 31, 2017	At March 31, 2016	At April 1, 2015
Borrowings (refer note 16)	5,967.76	5,648.93	4,195.22
Total debts	5,967.76	5,648.93	4,195.22
Capital components			
Equity share capital	603.59	603.59	436.13
Other equity	5,913.61	9,564.24	9,823.26
Convertible preference shares (refer note 16)	-	-	1,070.48
Total Capital	6,517.20	10,167.83	11,329.87
Capital and borrowings	12,484.96	15,816.76	15,525.09
Gearing ratio (%)	47.80%	35.71%	27.02%

In order to achieve this overall objective, the Company's capital management, amongst other things, aims to ensure that it meets financial covenants attached to the interest-bearing loans and borrowings that define capital structure requirements. Breaches in meeting the financial covenants would permit the bank to immediately call loans and borrowings. There have been no material breaches in the financial covenants of any interest-bearing loans and borrowing in the current period.

No changes were made in the objectives, policies or processes for managing capital during the years ended March 31, 2017 and March 31, 2016.

39. Disclosure as per Part A of Schedule V of securities (listing obligations and disclosures requirements) Regulations, 2015 as regards the loans and inter corporate deposits granted to subsidiaries, fellow subsidiaries, joint ventures, associates and other companies in which the directors are interested.

(₹ in crore)

Name of the entity	Amount outstanding as at			Maximum amount outstanding during the year ended		Investment by loanee in the Shares of the parent Company
	March 31, 2017	March 31, 2016	April 1, 2015	March 31, 2017	March 31, 2016	
Loans given/ debentures subscribed[^]						
- GEL ¹	-	2,996.13	1,897.63	3,628.20	2,996.13	Nil
- GMRHL ¹	304.55	997.33	826.79	1,078.19	997.33	Nil
- GKSEZ ¹	76.41	68.36	44.35	76.41	68.36	Nil
- GCAPL ¹	39.35	39.35	-	39.35	39.35	Nil
- GSPHPL ¹	132.31	132.31	86.67	132.31	193.68	Nil
- DSPL ¹	-	64.56	454.55	107.96	454.55	Nil
- GIML ¹	229.05	186.96	-	355.01	186.96	Nil
- KSPL ¹	1,341.28	1,145.35	429.03	1,552.53	1,145.35	Nil
- GGAL ¹	83.88	-	-	4,321.19	-	Nil
- GAPL ¹	-	32.50	10.00	32.50	32.50	Nil
- GBPSPL ¹	18.95	18.95	2.89	18.95	33.95	Nil
- RSSL ¹	-	24.00	-	24.00	24.00	Nil
- GEL ²	-	861.83	960.00	867.50	960.00	Nil
- GKSEZ ²	96.25	96.25	96.25	96.25	96.25	Nil
- GCAPL ²	-	-	11.00	-	11.00	Nil
- GSPHPL ²	473.50	386.56	109.52	473.50	386.56	Nil
- DPPL ²	0.75	0.65	0.57	0.75	0.65	Nil
- GAPL ²	-	98.65	98.65	98.65	98.65	Nil

- Loans given
- Debentures subscribed
- The above loans and inter-corporate deposits have been given for business purpose.
- There are no outstanding debts due from directors or other officers of the Company.

[^] The above balances does not include interest accrued thereon and equity component of loans / debentures given at concessional rates.

Name of the entity	Amount outstanding as at			Maximum amount outstanding during the year	
	March 31, 2017	March 31, 2016	April 1, 2015	March 31, 2017	March 31, 2016
Investment in share/ debenture application money					
- GMCAC		-	10.67	-	10.67

40. First Time Adoption of Ind AS

These standalone financial statements, for the year ended March 31, 2017, are the first, the Company have prepared in accordance with Ind AS. For the periods upto March 31, 2016, the Company prepared its financial statements in accordance with accounting standards notified under section 133 of the Companies Act 2013, read together with paragraph 7 of the Companies (Accounts) Rules, 2014 and Amendment thereof ('Indian GAAP' or 'previous GAAP').

Accordingly, the Company has prepared standalone financial statements which comply with Ind AS applicable for the year ended March 31, 2017, together with the comparative period data as at and for the year ended March 31, 2016, as described in the summary of significant accounting policies. In preparing these financial statements, the Company's opening balance sheet was prepared as at April 1, 2015, the Company's date of transition to Ind AS. This note explains the principal adjustments made by the Company in restating its Indian GAAP financial statements, including the balance sheet as at April 1, 2015 and the financial statements as at and for the year ended March 31, 2016.

Exemptions applied:-

Ind AS 101 allows first-time adopters certain exemptions from the retrospective application of certain requirements under Ind AS. The Company has applied the following material exemptions:

Exemptions:**Estimates**

The estimates as at April 1, 2015 and as at March 31, 2016 are consistent with those made for the same dates in accordance with Indian GAAP apart from the Impairment of financial assets based on Expected Credit Loss (ECL) model where application of Indian GAAP did not require estimation.

The estimates used by the Company to present these amounts in accordance with Ind AS reflect conditions as at April 1, 2015 the date of transition to Ind AS, and as of March 31, 2016.

De-recognition of financial assets and liabilities

The Company has elected to apply the de-recognition provisions of Ind AS 109 prospectively from the date of transition to Ind AS.

Classification and measurement of Financial assets

The Company has classified the financial assets in accordance with Ind AS 109 on the basis of facts and circumstances that exist at the date of transition to Ind AS.

Impairment of financial assets: (Trade receivables and other financial assets)

At the date of transition to Ind AS, the Company has determined that there will be significant increase in credit risk since the initial recognition of a financial instrument which would require undue cost or effort. The Company has recognised a loss allowance at an amount equal to lifetime expected credit losses at each reporting date until that financial instrument is derecognised (unless that financial instrument is low credit risk at a reporting date).

Deemed cost-Previous GAAP carrying amount: (PPE and Intangible Assets)

The Company has elected to avail exemption under Ind AS 101 to use India GAAP carrying value as deemed cost at the date of transition for all items of property, plant and equipment and intangible assets as per the balance sheet prepared in accordance with previous GAAP.

Investments in subsidiaries, joint ventures and associates

In separate financial statements, a first-time adopter that subsequently measures an investment in a subsidiary, joint ventures or associate at cost, may measure such investment at cost (determined in accordance with Ind AS 27) or deemed cost (fair value or previous GAAP carrying amount) in its separate opening Ind AS balance sheet.


Selection of fair value or previous GAAP carrying amount for determining deemed cost can be done for each subsidiary, associate and joint venture.

The Company has elected to apply previous GAAP carrying amount of its investment in subsidiaries, associates and joint venture except for investment in equity shares of one of its subsidiary where in it has selected fair value as at April 1, 2015 as deemed cost on the date of transition to Ind AS.

Long Term Foreign Currency Monetary Items: (Long term foreign currency borrowings)

As per Paragraph D13AA of Ind AS 101 a first-time adopter may continue the policy adopted for accounting for exchange differences arising from translation of long-term foreign currency monetary items recognised in the financial statements for the period ending immediately before the beginning of the first Ind AS financial reporting period as per the previous GAAP.

The Company has elected to continue to the aforementioned accounting as per the previous GAAP.



Fair value measurement of financial assets or financial liabilities

In accordance with paragraph D20 of Ind AS 101, the Company has applied day one gain or loss provisions prospectively to transactions occurring on or after the date of transition to Ind AS.

Reconciliation of total equity between previous GAAP and Ind AS.

				(₹ in crore)
Particulars	Notes	March 31, 2016	April 1, 2015	
Equity as reported under previous GAAP		9,421.85	10,487.68	
Equity component of compound financial instruments	40(1)	133.94	-	
Debt component of compound financial instruments	40(1)	-	(1,002.73)	
Impact on accounting of treasury shares on consolidation of staff welfare trust	40(10)	(101.54)	(101.54)	
Impact of reversal of foreign currency convertible bonds issue expenses adjusted against securities premium account earlier	40(2)	39.44	-	
Effect of measuring investments at fair value	40(11)	734.70	734.70	
Impact of finance income on preference shares accounted as financial asset	40(8)	515.53	317.49	
Recognition of finance income on interest free loans/ debentures, loans/ debentures at concessional rate of interest and guarantees given to subsidiaries, joint ventures and associates	40(7), (8), (9)	293.31	180.05	
Impact of borrowings recognized using effective rate of interest	40(2)	19.49	16.65	
Impact of convertible preference share accounted as financial liability	40(1)	(202.91)	(136.72)	
Impairment of financial assets	40(7), (8), (9)	(736.26)	(297.46)	
Expected credit loss on financial assets	40(12)	(20.03)	(8.91)	
Tax adjustments	40(6), (1)	68.97	68.97	
Others	40(3),(4)	1.34	1.21	
Equity as per Ind AS		10,167.83	10,259.39	

Total Comprehensive Income / (Loss) reconciliation for the year ended March 31, 2016

				(₹ in crore)	
Particulars	Notes	March 31, 2016			
Profit / (loss) after tax under previous Indian GAAP				(1,518.90)	
Add / (Less)					
Impact of finance income on preference shares accounted as financial asset	40(8)			198.04	
Recognition of finance income on interest free loans/ debentures, loans/ debentures at concessional rate of interest and guarantees given to subsidiaries, joint ventures and associates	40(7), (8), (9)			113.26	
Impact of preference shares accounted as financial liability	40(1)			(66.19)	
Impairment of financial assets	40(7), (8), (9)			(438.80)	
Others		40 (2), (12), (3), (4),			(7.65)
Profit/ (loss) after tax as per Ind AS				(1,720.24)	
Other comprehensive income / (expenses) (net of tax)	40(5)			(0.51)	
Total Comprehensive Income / (Loss) for the year under Ind AS				(1,720.75)	

Notes to the reconciliations between previous GAAP and Ind AS

1. Convertible preference shares

The Company has issues convertible redeemable preference shares. Under Indian GAAP, the preference shares were classified as equity and dividend payable thereon was treated as distribution of profit.

Under Ind AS, convertible preference shares are separated into liability and equity components based on the terms of the contract. Interest on liability component is recognised using the effective interest method.

2. Borrowings

Under Indian GAAP, transaction costs incurred in connection with borrowings are amortised upfront and charged to profit or loss for the period. In case of debentures/bonds, these transaction costs were adjusted with securities premium as permitted under Companies Act, 2013 which has been now reversed with a corresponding adjustment to borrowings.

In accordance with Ind AS 109 “Financial Instruments”, premium payable on redemption, discount on issue, transaction costs on issue of bonds and debentures are required to be considered as effective finance costs and recognised in the statement of profit and loss using the effective interest rate.

Consequently, premium on redemption/discounts on issue and transaction costs recognised directly in equity or amortised using a different approach under the Previous GAAP has been reversed and are now recognised through the statement of profit and loss using the effective interest rate.

3. Fair valuation of investments in mutual fund

Under the previous GAAP, investments in mutual fund were classified as current investment based on the intended holding period and realisability. Current investments were carried at lower of cost and fair value. In accordance with Ind AS 109 “Financial Instruments”, investments in mutual funds are recognised at fair value through the statement of profit and loss at each reporting period.

4. Foreign currency swap not designated as hedging instruments

Under the previous GAAP, the Company has considered both the critical terms of the Foreign currency swap and those of the repayment of interest on FCCB as same. Based on the internal assessment carried out by the management, the net impact of the marked to market valuation of the foreign currency swap, net of gain/loss on the underlying loan, is not expected to be material and accordingly no adjustment has been made in the financial statements.

In accordance with Ind AS 109 “Financial Instruments”, all derivative financial instruments are recognised at fair value as at each reporting date through the statement of profit and loss.

5. Re-measurements of post-employment benefit plans

(a) In accordance with Ind AS 19, “Employee Benefits” re-measurement gains and losses on post employment defined benefit plans are recognised in other comprehensive income as compared to the statement of profit and loss under the Previous GAAP.

(b) Interest expense/income on the net defined benefit liability/ asset is recognised in the statement of profit and loss using the discount rate used for defined benefit obligation as compared to the expected rate used for recognising income from plan assets under the Previous GAAP.


6. Deferred tax

Indian GAAP requires deferred tax accounting using the income statement approach, which focuses on differences between taxable profits and accounting profits for the period. Ind AS 12 requires entities to account for deferred taxes using the balance sheet approach, which focuses on temporary differences between the carrying amount of an asset or liability in the balance sheet and its tax base. The application of Ind AS 12 approach has resulted in recognition of deferred tax on new temporary differences which was not required under Indian GAAP.

Accordingly, under Ind AS, there are transitional adjustments leading to temporary differences. According to the accounting policies, the Company has to account for such differences. Deferred tax adjustments are recognised in correlation to the underlying transaction either in retained earnings on transition or a separate component of equity depending on the recognition of the instrument.

7. Loan to related parties

Under previous GAAP, loans to related parties were recognised at their face/transaction values. The company had given interest free loans to its subsidiary/ joint venture/ associate companies in earlier years. Considering that the loans given were interest free, they have been fair valued and the differential amount of the carrying value and fair value has been recognised as equity component(i.e. additional investment in subsidiary) as per guidance under Ind AS 32. Also



refer note 29 for details regarding impairment.

8. Investment in preference shares and debentures

Under previous GAAP, the Company had made investment in preference shares and debentures of related parties which were recognised at their face/ transaction values. The Company had given interest/premium free investments to its subsidiary/ joint venture/ associate companies in earlier years. Considering that these financial instruments given were interest/premium free and did not meet the fixed to fixed criteria, they have been fair valued and the differential amount of the carrying value and fair value has been recognised as equity component (i.e. additional investment in subsidiary) as per guidance under Ind AS 32. Also refer note 29 for details regarding impairment.

9. Financial guarantee given on behalf of its Subsidiaries, Associates and Joint Ventures

Under previous GAAP, financial guarantees given by the company free of cost for borrowings taken by its subsidiaries, associates and joint ventures were disclosed as contingent liabilities.

Financial guarantee contracts have been recognised at fair value at the inception in accordance with Ind AS 109 along with accrued guarantee charges. Also refer note 29 for details regarding impairment.

10. Treasury shares

The Company has created a Staff welfare Trust ('SWT') for providing staff welfare to its employees. The Company treats SWT as its extension and shares held by SWT are treated as treasury shares. Own equity instruments that are reacquired (treasury shares) are recognised at cost and deducted from equity.

11. Deemed Cost exemption for investment in subsidiaries

GMR SEZ and Port Holding Private Limited, ('GSPHPL'), a subsidiary of the Company has invested in certain step down subsidiaries which holds investment properties. The Company has considered fair value of its investments in GSPHPL as deemed cost under Ind AS 101 'First-time Adoption of Indian Accounting Standards' and accordingly, based on the valuation assessment done by an external expert as per the requirements of Ind AS, the Company has adjusted ₹ 734.70 crore to the carrying value of its investments in GSPHPL reported under the previous GAAP in its opening balance sheet as at April 1, 2015 prepared under Ind AS with a consequent increase in Other Equity.

12. Expected credit loss

The provision is made against trade receivables based on "expected credit loss" model as per Ind AS 109. Under I-GAAP the provision was made when the receivable turned doubtful based on the assessment on case to case basis.

13. Other comprehensive income

Under Indian GAAP, the Company has not presented other comprehensive income (OCI) separately. Hence, it has reconciled Indian GAAP profit or loss to Ind AS profit or loss. Further, Indian GAAP profit or loss is reconciled to total comprehensive income as per Ind AS.

14. Statement of cash flows

The transition from Indian GAAP to Ind AS has not had a material impact on the statement of cash flows.

15. Previous year figures have been regrouped

The figures of the previous periods have been regrouped/reclassified, where necessary, to conform with the current year's classification.

41. Interest in significant investment in subsidiaries, joint ventures and associates as per Ind AS- 27

S. No.	Name of the entity	Relationship			Ownership interest			Date of Incorporation	Country of Incorporation/ Place of business
		March 31, 2017	March 31, 2016	April 01, 2015	March 31, 2017	March 31, 2016	April 01, 2015		
1	GEL	Joint venture	Subsidiary	Subsidiary	14.89%	31.68%	31.68%	10-Oct-96	India
2	GBHPL	Joint venture	Subsidiary	Subsidiary	0.98%	0.98%	0.98%	17-Feb-06	India
3	GEML	Joint venture	Subsidiary	Subsidiary	5.00%	5.00%	5.00%	27-Feb-08	Mauritius
4	GETL	Subsidiary	Subsidiary	Subsidiary	67.86%	67.86%	67.86%	29-Jan-08	India
5	GGAL	Subsidiary	Subsidiary	Subsidiary	97.62%	50.01%	50.01%	3-Dec-10	India
6	GPIL	Subsidiary	Subsidiary	Subsidiary	49.98%	49.98%	49.98%	25-Feb-11	India
7	GACEPL	Subsidiary	Subsidiary	Subsidiary	48.35%	48.35%	49.65%	14-Jul-05	India
8	GPEL	Subsidiary	Subsidiary	Subsidiary	1.50%	1.50%	1.50%	18-Oct-05	India
9	JEPL	NA	Associate	Associate	NA	0.94%	0.94%	18-Oct-05	India
10	UEPL	NA	Associate	Associate	NA	1.13%	1.13%	20-Mar-06	India
11	GMRHL	Subsidiary	Subsidiary	Subsidiary	100.00%	100.00%	100.00%	3-Feb-06	India
12	GHVEPL	Subsidiary	Subsidiary	Subsidiary	41.00%	41.00%	41.00%	11-Jun-09	India
13	GCORRPL	Subsidiary	Subsidiary	Subsidiary	41.00%	41.00%	41.00%	21-Jul-09	India
14	GOSEHHPL	Joint venture	Joint venture	Joint venture	26.00%	26.00%	26.00%	05-Feb-10	India
15	GKUAEL	Subsidiary	Subsidiary	Subsidiary	3.61%	3.61%	3.61%	24-Nov-11	India
16	GFIAL	Subsidiary	Subsidiary	Subsidiary	86.49%	86.49%	86.49%	12-Jan-05	India
17	GASL	Subsidiary	Subsidiary	Subsidiary	100.00%	0.00%	0.00%	18-Jul-07	India
18	DIAL (200 Equity shares (March 31, 2016- 200 Equity shares and April 1, 2015- 200 Equity shares)	Subsidiary	Subsidiary	Subsidiary	0.00%	0.00%	0.00%	1-Mar-06	India
19	GIDL	Subsidiary	NA	NA	99.99%	NA	NA	28-Mar-17	India
20	GAL	Subsidiary	Subsidiary	Subsidiary	100.00%	100.00%	100.00%	6-Feb-92	India
21	GAPL	Subsidiary	Subsidiary	Subsidiary	100.00%	100.00%	100.00%	22-Dec-06	India
22	GKSEZ	Subsidiary	Subsidiary	Subsidiary	100.00%	100.00%	100.00%	24-Sep-07	India
23	GSPHPL	Subsidiary	Subsidiary	Subsidiary	100.00%	100.00%	100.00%	28-Mar-08	India
24	GCAPL	Subsidiary	Subsidiary	Subsidiary	100.00%	100.00%	100.00%	22-Dec-06	India
25	DSPL	Subsidiary	Subsidiary	Subsidiary	100.00%	100.00%	100.00%	24-Jul-07	India
26	GIML	Subsidiary	Subsidiary	Subsidiary	100.00%	100.00%	100.00%	18-Dec-07	Mauritius
27	GIOL	Subsidiary	Subsidiary	Subsidiary	100.00%	100.00%	100.00%	23-Jun-10	Mauritius
28	GMCAC	Joint venture	Joint venture	Joint venture	1.74%	1.74%	0.21%	13-Jan-14	Philippines
29	GCRPL	Subsidiary	Subsidiary	Subsidiary	0.00%	5.00%	5.00%	4-Jun-10	Singapore
30	GHAL	Subsidiary	Subsidiary	Subsidiary	0.00%	0.00%	0.00%	17-Dec-02	India
31	GMIAL	Subsidiary	Subsidiary	Subsidiary	0.00%	0.00%	0.00%	9-Aug-10	Maldives

Note:-

1. Disclosure of financial data as per Ind AS - 112 'Disclosure of Interests in Other Entities' has been done based on the audited financial statements for the respective years.
2. The above disclosure made do not include step down subsidiaries, joint ventures and associates and are with respect to subsidiaries, joint ventures and associates existing as at March 31, 2017.

42. Standards issued but not yet effective

In March 2017, the Ministry of Corporate Affairs issued the Companies (Indian Accounting Standards) (Amendments) Rules, 2017, notifying amendments to Ind AS 7, 'Statement of cash flows'. These amendments are in accordance with the recent amendments made by International Accounting Standards Board (IASB) to IAS 7, 'Statement of cash flows'. The amendments are applicable to the Company from 1 April 2017.

Amendment to Ind AS 7:

The amendment to Ind AS 7 requires the entities to provide disclosures that enable users of financial statements to evaluate changes in liabilities arising from financing activities, including both changes arising from cash flows and non-cash changes, suggesting inclusion of a reconciliation between the opening and closing balances in the balance sheet for liabilities arising from financing activities, to meet the disclosure requirement. The Company is currently evaluating the requirements of the amendment and has not yet determined the impact on the standalone financial statements.

43. Hedging activities and derivatives**Derivatives not designated as hedging instruments**

The Company uses foreign exchange forward contracts to manage some of its transaction exposures. The foreign exchange forward contracts are not designated as cash flow hedges and are entered into for periods consistent with foreign currency exposure of the underlying transactions, generally for a period of one year.

(₹ in Crore)

Particulars	March 31, 2017	March 31, 2016	April 1, 2015
Fair value of foreign currency forward contracts not designated as hedging instruments	1.57	0.21	-

44. Disclosure in terms of Ind AS 11 - Construction contracts

(₹ in Crore)

Particulars	March 31, 2017	March 31, 2016	March 31, 2015
Contract revenue recognised during the year	392.77	178.01	164.89
Aggregate cost incurred and recognised profits (less recognised losses) up to the reporting date for contracts in progress	2,328.45	1,990.89	2,306.71
Amount of customer advances outstanding	389.47	272.27	76.90
Retention money due from customers for contracts in progress	12.38	4.69	49.87
Gross amount due from customers for contract works as an asset (unbilled portion) (net of provision for doubtful debt receivable)	323.51	151.32	94.44
Gross amount due to customers for contract works as a liability	-	-	-

45. The Company is in the process of conducting a transfer pricing study as required by the transfer pricing regulations under the IT Act ('regulations') to determine whether the transactions entered during the year ended March 31, 2017, with the associated enterprises were undertaken at "arm's length price". The management confirms that all the transactions with associate enterprises are undertaken at negotiated prices on usual commercial terms and is confident that the aforesaid regulations will not have any impact on the financial statements, particularly on the amount of tax expense and that of provision for taxation.

46. Certain amounts (currency value or percentages) shown in the various tables and paragraphs included in the standalone financial statements have been rounded off or truncated as deemed appropriate by the management of the Company.

47. The comparatives given in the standalone financial statements have been compiled after making necessary Ind AS adjustments to the respective audited financial statements under previous GAAP to give a true and fair view in accordance with Ind AS.

As per our report of even date
For S. R. Batliboi & Associates LLP
ICAI firm registration number: 101049W / E300004
Chartered Accountants

per Sandeep Karnani
Partner
Membership number: 061207

Place: New Delhi
Date: June 01, 2017

For and on behalf of the Board of Directors of
GMR Infrastructure Limited

G M Rao
Executive Chairman
DIN: 00574243

Madhva Bhimacharya Terdal
Group CFO

Place: New Delhi
Date: June 01, 2017

Grandhi Kiran Kumar
Managing Director
DIN: 00061669

Adisheshavaram Cherukupalli
Company Secretary



GMR INFRASTRUCTURE LIMITED
(CIN: L45203MH1996PLC281138)

Regd. Office: Naman Centre, 7th Floor, Opp. Dena Bank, Plot No.C-31, G Block, Bandra Kurla Complex, Bandra (East), Mumbai - 400051, Maharashtra, India
T: +91 22 4202 8000; F: +91 22 4202 8004; W: www.gmrgroup.in
Email id: Gil.Cosecy@gmrgroup.in

NOTICE

NOTICE is hereby given that the Twenty First Annual General Meeting of the members of GMR Infrastructure Limited will be held on Friday, September 29, 2017 at 2.15 p.m. at Rangsharda Auditorium, Hotel Rangsharda, Near Lilavati Hospital, KC Marg, Bandra Reclamation Flyover, Bandra (West), Mumbai - 400050, Maharashtra, India, to transact the following business:

Ordinary Business:

1. To consider and adopt the Audited Financial Statements (including consolidated financial statement) of the Company for the Financial Year ended March 31, 2017, and the Reports of the Board of Directors and Auditors thereon.
2. To appoint a Director in place of Mr. G.M. Rao (DIN: 00574243), who retires by rotation and being eligible, offers himself for re-appointment.
3. To re-appoint M/s. S. R. Batliboi & Associates LLP, Chartered Accountants, as Statutory Auditors of the Company to hold office from the conclusion of this Annual General Meeting until the conclusion of Twenty Third Annual General Meeting and to authorize the Board to fix their remuneration.

In this connection, to consider and if thought fit, to pass the following resolution, with or without modification(s) as an **Ordinary Resolution:**

"RESOLVED THAT M/s S. R. Batliboi & Associates LLP, Chartered Accountants (Firm Registration No. 101049W), be and are hereby re-appointed as Statutory Auditors of the Company to hold office from the conclusion of this Annual General Meeting (AGM) till the conclusion of 23rd AGM of the Company (subject to ratification of the appointment by the Members at 22nd AGM), on such remuneration as may be fixed by the Board of Directors of the Company on recommendation of the Audit Committee."

Special Business:

4. To consider and if thought fit, to pass, with or without modification(s), the following resolution as an **Ordinary Resolution:**

"RESOLVED THAT pursuant to the provisions of Section 148 and other applicable provisions, if any, of the Companies Act, 2013 read with rules thereunder (including any statutory modification(s) or re-enactment thereof for the time being in force) the remuneration payable to M/s. Rao, Murthy & Associates, Cost Accountants (Firm Registration No.000065), appointed by the Board of Directors as Cost Auditors to conduct the audit of the cost records maintained by the Company for the financial year ending March 31, 2018, being ₹ 125,000/- (Rupees One Lakh Twenty Five Thousand Only) plus applicable taxes and reimbursement of out of pocket expenses that may be incurred by them in connection with the aforesaid audit, be and is hereby ratified."

5. To consider and, if thought fit, to pass, with or without modification(s), the following resolution as a **Special Resolution:**

"RESOLVED THAT pursuant to the provisions of Sections 23, 41, 42, 62, 71 and other applicable provisions, if any, of the Companies Act, 2013 as amended (the Act) read with the Companies (Prospectus and Allotment of Securities) Rules, 2014, as amended, the Companies (Share Capital and Debentures) Rules, 2014, as amended, and other applicable rules notified by the Central Government under the Act, the provisions of the Foreign Exchange Management Act, 1999, as amended (the "FEMA"), the Foreign Exchange Management (Transfer or Issue of Security by a Person Resident Outside India) Regulations, 2000, as amended (the "FEMA Regulations"), the Foreign Exchange Management (Transfer or Issue of Any Foreign Security) Regulations, 2004, as amended, the Issue of Foreign Currency Convertible Bonds and Ordinary Shares (Through Depository Receipt Mechanism) Scheme, 1993, as amended, the Depository Receipt Scheme, 2014, as amended, the Securities and Exchange Board of India (Issue of Capital and Disclosure Requirements) Regulations, 2009, as amended, ("the SEBI ICDR Regulations"), the Securities and Exchange Board of India (Issue and Listing of Debt Securities) Regulations, 2008, as amended, the Securities and Exchange Board of India (Listing Obligations and Disclosure Requirements) Regulations, 2015, as amended, the Rules, Regulations, Guidelines and Circulars, as amended from time to time and in accordance with the uniform listing agreements entered into by the Company with the stock exchanges on which the equity shares having face value of Re.1 each of the Company (the Equity Shares) and non-convertible debentures are listed, the enabling provisions of the Memorandum of Association and Articles of Association of the Company, and in accordance with the Rules, Regulations, Guidelines, Notifications, Circulars, and Clarifications issued thereon from time to time by the Government of India (GoI), the Reserve Bank of India (RBI), and the Securities Exchange Board of India (SEBI) and/or any other competent authorities including the Ministry of Finance (Foreign Investment Promotion Board, Department of Economic Affairs), the Ministry of Commerce &

Industry (Department of Industrial Policy & Promotion/ Secretariat for Industrial Assistance), whether in India or abroad, and subject to necessary approvals, consents, permissions and / or sanctions of concerned statutory and other authorities and subject to such conditions and modifications as may be prescribed by any of them while granting such approvals, permissions, consents, authority and sanctions, and which may be agreed to by the Board of Directors of the Company (hereinafter referred to as the “Board”, which term shall include any committee thereof), the consent, authority and approval of the Company be and is hereby granted to the Board to create, offer, issue and allot (including with provisions for reservation on firm and / or competitive basis, of such part of issue and for such categories of persons including employees of the Company as may be permitted), with or without a green shoe option, either in India or in the course of international offering(s) in one or more foreign markets, such number of Equity Shares, Global Depository Receipts (“GDRs”), American Depository Receipts (“ADRs”), Foreign Currency Convertible Bonds (“FCCBs”) (whether listed or otherwise), fully convertible debentures/partly convertible debentures, non-convertible debentures (“the NCD”) with or without warrants, with a right exercisable by the warrant holder to exchange the said warrant with equity shares and/or any other financial instruments convertible into Equity Shares (including warrants or otherwise) and/or any security convertible into equity shares and/or securities linked to equity shares and/or securities with or without detachable warrant with right exercisable by the warrant holder to convert or subscribe to equity shares (all of which are hereinafter collectively referred to as Securities) or any combination of securities, at a later date, in one or more tranches, whether Indian rupee denominated or denominated in one or more foreign currency(ies), in the course of international and/or domestic offering(s) in one or more foreign markets and/or domestic market, of public and/private offering and/or Qualified Institutions Placement (QIP) or any combination thereof, through issue of prospectus and/or private placement(s) document or other permissible/requisite offer document, at such time or times, to any eligible person, as permitted under applicable law including qualified institutional buyers, foreign / Indian resident investors (whether institutions, incorporated bodies, mutual funds, individuals or otherwise), venture capital funds (foreign or Indian), foreign institutional investors, Indian and / or multilateral financial institutions, foreign portfolio investors, mutual funds, non-resident Indians, stabilizing agents and / or any other categories of investors, whether they be holders of shares of the Company or not (collectively called the Investors) whether or not such Investors are members of the Company as may be decided by the Board at its discretion and permitted under applicable laws and regulations, of an aggregate amount up to ₹ 2,500 Crore (Rupees Two Thousand Five Hundred Crore Only) or equivalent thereof in one or more foreign currency and / or Indian Rupee, inclusive of such premium as may be fixed on such Securities by offering the Securities, in one or more countries, at such time or times, at such price or prices or premium to market price or prices permitted under the applicable laws in such manner and on such terms and conditions including security, rate of interest, etc., as may be deemed appropriate by the Board at its absolute discretion including the discretion to determine the categories of Investors to whom the offer, issue and allotment shall be made to the exclusion of other categories of Investors at the time of such offer, issue and allotment considering the prevailing market conditions and other relevant factors and wherever necessary in consultation with lead manager(s) and/or underwriter(s) and/or other advisor(s) either in foreign currency(ies) or equivalent Indian rupees inclusive of such premium, as may be determined by the Board, in any convertible foreign currency, as the Board may at its absolute discretion deem fit and appropriate.

RESOLVED FURTHER THAT if any issue of securities is made by way of QIP in terms of chapter VIII of SEBI ICDR Regulations (hereinafter referred as eligible securities within the meaning of SEBI ICDR Regulations) the eligible securities shall be fully paid up and the allotment of such Securities shall be completed within 12 months from the date of the shareholders' resolution approving the proposed issue or within such other time as may be allowed by the SEBI ICDR Regulations from time to time, at such price being not less than the price determined in accordance with the pricing formula of the aforementioned SEBI ICDR Regulations.

RESOLVED FURTHER THAT the Board may, in accordance with applicable law, also offer a discount of not more than 5% or such other percentage as permitted under applicable law on the price calculated in accordance with the pricing formula provided under the SEBI ICDR Regulations.

RESOLVED FURTHER THAT in pursuance of the aforesaid resolutions:

- a. the Securities to be so offered, issued and allotted shall be subject to the provisions of the Memorandum and Articles of Association of the Company; and
- b. the relevant date for the determination of applicable price for the issue of Securities shall be as per the regulations prescribed by SEBI, RBI, Gov through its various departments or any other regulator and the pricing of any Equity Shares issued upon the conversion of the Securities shall be made subject to and in compliance with the applicable rules and regulations and such price shall be subject to appropriate adjustments in the applicable rules / regulations / statutory provisions.

RESOLVED FURTHER THAT the issue to the holders of any Securities with underlying Equity Shares shall be, *inter-alia*, be subject to the following terms and conditions:

- in the event of the Company making a bonus issue by way of capitalization of its profits or reserves, prior to the allotment of the Equity Shares, the number of Equity Shares to be allotted to the holders of such Securities at the relevant time, shall stand augmented in the same proportion in which the Equity Share capital increases as a consequence of such bonus issue and the premium, if any, shall stand reduced pro tanto;
- in the event of the Company making a rights offer by issue of Equity Shares, prior to the allotment of the Equity Shares, the number of Equity Shares to be allotted to the holders of such Securities at the relevant time may be increased in the same proportion as that of the rights offer and such additional Equity Shares may be offered to the holders of the Securities at the same price at which the same are offered to the existing shareholders if so determined by the Board in its absolute discretion; and
- in the event of merger, amalgamation, takeover or any other re-organization or restructuring or any such corporate action, the number of shares, the price and the time period as aforesaid shall be suitably adjusted.


RESOLVED FURTHER THAT without prejudice to the generality of the above, subject to applicable laws and subject to approval, consents, permissions, if any, of any governmental body, authority or regulatory institution including any conditions as may be prescribed in granting such approval or permissions by such governmental authority or regulatory institution, the aforesaid Securities may have such features and attributes or any terms or combination of terms that provide for the tradability and free transferability thereof in accordance with the prevailing practices in the capital markets including but not limited to the terms and conditions for issue of additional Securities and the Board, subject to applicable laws, regulations and guidelines, be and is hereby authorized in its absolute discretion in such manner as it may deem fit, to dispose of such Securities that are not subscribed.

RESOLVED FURTHER THAT for the purpose of giving effect to the above resolutions, the Board be and is hereby authorized to do all such acts, deeds, matters and things including but not limited to finalization and approval for the preliminary as well as final offer document(s), determining the form and manner of the issue, including the class of Investors to whom the Securities are to be issued and allotted, number of Securities to be allotted, issue price, face value, premium amount on issue/conversion of the Securities, if any, rate of interest, redemption period, listing on one or more overseas/domestic stock exchanges, execution of various transaction documents, creation of mortgage/ charge in accordance with Section 180(1)(a) of the Companies Act, 2013, in respect of any Securities as may be required either on pari-passu basis or otherwise, as it may in its absolute discretion deem fit and to settle all questions, difficulties or doubts that may arise in regard to the issue, offer or allotment of Securities and utilization of the issue proceeds as it may in its absolute discretion deem fit without being required to seek any further consent or approval of the members or otherwise to the end and intent that the members shall be deemed to have given their approval thereto expressly by the authority of this resolution.

RESOLVED FURTHER THAT the Board or Management Committee or any other Committee thereof be and is hereby authorized to engage / appoint the Lead Managers, Legal Advisors, Underwriters, Guarantors, Depositories, Custodians, Registrars, Stabilizing Agent, Trustees, Bankers, Escrow Agents, Paying and Conversion Agents and any other Advisor and all such agencies as may be involved or concerned depending on the nature of the offering of the Securities and to remunerate them by way of commission, brokerage, fees or the like and also to enter into and execute all such arrangements, agreements, memoranda, documents, etc., with such agencies and to seek the listing of such Securities on one or more national and/or international stock exchange(s).

RESOLVED FURTHER THAT the Board be and is hereby authorized to issue and allot such number of Equity Shares as may be required to be issued and allotted upon conversion of any Securities or as may be necessary in accordance with the terms of the offering, all such Equity Shares ranking pari-passu with the existing Equity Shares of the Company in all respects, except the right as to dividend which shall be as provided under the terms of the issue and in the offering documents.

RESOLVED FURTHER THAT pursuant to the provisions of Sections 42 and 71 of the Act, read with the Companies (Prospectus and Allotment of Securities) Rules, 2014, the Companies (Share Capital and Debentures) Rules, 2014 and other applicable provisions, if any, of the Act (including any statutory modifications or re-enactments thereof for the time being in force) and in accordance with the provisions of the Securities and Exchange Board of India (Issue and Listing of Debt Securities) Regulations, 2008, the Rules, Regulations, Guidelines and Circulars, as amended from time to time, the Memorandum and Articles of Association of the Company and subject to such other approvals as may be required from regulatory authorities from time to time, the consent of the Company, be and is hereby granted to the Board to offer, issue and allot Secured or Unsecured Redeemable Non-convertible Debentures/Bonds in one or more tranches, on private placement basis, on such terms and conditions as the Board of Directors may determine and consider proper and most beneficial to the Company including as to when the said Debentures are to be issued, the consideration for the issue, utilization of the issue proceeds and all matters connected with or incidental thereto, for an amount upto ₹ 2,500 Crore (Rupees Two thousand Five hundred Crore Only) including the amounts raised through issue of any other Securities.



RESOLVED FURTHER THAT subject to the applicable law, the Board be and is hereby authorized to form a committee or delegate all or any of its powers to any Director(s) or Committee of Directors / Company Secretary / other persons authorized by the Board (Authorized Persons) to give effect to the aforesaid resolutions and is authorized to take such steps and to do all such acts, deeds, matters and things and accept any alteration(s) or modification(s) as they may deem fit and proper and give such directions as may be necessary to settle any question or difficulty that may arise with regard to issue and allotment of Securities including but not limited to:

- a. Approving the offer document and filing the same with any other authority or persons as may be required;
 - b. Approving the specific nature and size of Security (in Indian Rupee or such other foreign currency) to be offered, the issue price, the number of Securities to be allotted, the basis of allocation and allotment of Securities;
 - c. To affix the Common Seal of the Company on any agreement(s) / document(s) as may be required to be executed in connection with the above, in the presence of any Director of the Company or any one of the above Authorized Persons, who shall sign the same in token thereof;
 - d. Arranging the delivery and execution of all contracts, agreements and all other documents, deeds and instruments as may be required or desirable in connection with the issue of Securities by the Company;
 - e. Opening such bank accounts and demat accounts as may be required for the transaction;
 - f. To do all such acts, deeds, matters and things and execute all such other documents and pay all such fees, as it may, in its absolute discretion, deem necessary or desirable for the purpose of the transactions;
 - g. To make all such necessary applications with the appropriate authorities and make the necessary regulatory filings in this regard;
 - h. Making applications for listing of the Securities on one or more stock exchange(s) and to execute and to deliver or arrange the delivery of the listing agreement(s) or equivalent documentation to the concerned stock exchange(s); and
 - i. To authorize or delegate all or any of the powers herein above conferred to any one or more persons, if need be.”
6. To consider and, if thought fit, to pass, with or without modification(s), the following resolution as a **Special Resolution**:

“RESOLVED THAT pursuant to the provisions of Sections 196, 197 and other applicable provisions of the Companies Act, 2013 and the Companies (Appointment and Remuneration of Managerial Personnel) Rules, 2014 read with Schedule V of the Companies Act, 2013 (including any statutory modification(s) or re-enactment thereof for the time being in force) and the provisions of the Articles of Association of the Company and subject to such sanctions and approvals as may be necessary, approval of the Company be and is hereby accorded to the re-appointment of Mr. G.M. Rao (DIN: 00574243) as Executive Chairman of the Company for a period of three (3) years, effective from October 18, 2017 with remuneration as detailed below:

Overall remuneration of ₹ 2.4 Crore per annum to be paid in such allocation among various components of salary and perquisites as may be mutually agreed between the Company and Mr. G.M. Rao.

The valuation of perquisites for inclusion in remuneration shall be as per the provisions of the Income Tax Act, 1961.

RESOLVED FURTHER THAT Mr. G.M. Rao, Executive Chairman shall be entitled in addition to the remuneration specified above, a Commission on the net profits as approved by the Board of Directors for each financial year, subject to the total remuneration including Salary, Perquisites and Commission be within the overall limit of 5% of the net profits of the Company calculated in accordance with the provisions of the Companies Act, 2013 for each financial year.

RESOLVED FURTHER THAT Mr. G.M. Rao shall continue to serve as an Executive Chairman of the Company upon attaining age of 70 years during tenure of his appointment.

RESOLVED FURTHER THAT notwithstanding anything contained herein, in any financial year during the tenure of Mr. G.M. Rao as Executive Chairman of the Company, the Company has no profits or inadequacy of profits, Mr. G.M. Rao shall be entitled to receive remuneration, as salary, perquisites and allowances, as per the limits specified under Section II of Part II of Schedule V to the Companies Act, 2013 or in accordance with any statutory modification(s) thereof, unless approval / consent from the Central Government is obtained for paying in excess of the said limits of Schedule V.

RESOLVED FURTHER THAT notwithstanding anything contained herein, Mr. G.M. Rao be provided the following facilities to meet the business requirement:

- i. Car
- ii. Telephones, internet etc.
- iii. Security services

RESOLVED FURTHER THAT the Board of Directors of the Company be and is hereby authorized to do all such acts, deeds, matters and things including but not limited to filing application for obtaining approval of Central Government, if required, as in its absolute discretion it may consider necessary, expedient and desirable to give effect to this resolution. "

7. To consider and, if thought fit, to pass, with or without modification(s), the following resolution as a **Special Resolution**:

"RESOLVED THAT pursuant to the provisions of Sections 196, 197, 203 and other applicable provisions of the Companies Act, 2013 and the Companies (Appointment and Remuneration of Managerial Personnel) Rules, 2014 read with Schedule V of the Companies Act, 2013 (including any statutory modification(s) or re-enactment thereof for the time being in force) and the provisions of the Articles of Association of the Company and subject to such sanctions and approvals as may be necessary, approval of the Company be and is hereby accorded to the re-appointment of Mr. Grandhi Kiran Kumar (DIN: 00061669) as Managing Director of the Company for a period of three (3) years, effective from July 28, 2018 with remuneration as detailed below:

Overall remuneration of ₹ 2.4 Crore per annum to be paid in such allocation among various components of salary and perquisites as may be mutually agreed between the Company and Mr. Grandhi Kiran Kumar.

The valuation of perquisites for inclusion in remuneration shall be as per the provisions of the Income Tax Act, 1961.

RESOLVED FURTHER THAT Mr. Grandhi Kiran Kumar, Managing Director shall be entitled in addition to the remuneration specified above, a Commission on the net profits, as approved by the Board of Directors for each financial year, subject to the total remuneration including Salary, Perquisites and Commission be within the overall limit of 5% of the net profits of the Company calculated in accordance with the provisions of the Companies Act, 2013 for a financial year.

RESOLVED FURTHER THAT notwithstanding anything contained herein, in any financial year during the tenure of Mr. Grandhi Kiran Kumar as Managing Director of the Company, the Company has no profits or inadequacy of profits, Mr. Grandhi Kiran Kumar shall be entitled to receive remuneration, as salary, perquisites and allowances, as per the limits specified under Section II of Part II of Schedule V to the Companies Act, 2013 or in accordance with any statutory modification(s) thereof, unless approval / consent from the Central Government is obtained for paying in excess of the said limits of Schedule V.

RESOLVED FURTHER THAT notwithstanding anything contained herein, Mr. Grandhi Kiran Kumar be provided the following facilities to meet the business requirement:

- i. Car
- ii. Telephones, internet etc.
- iii. Security services

RESOLVED FURTHER THAT the Board of Directors of the Company be and is hereby authorized to do all such acts, deeds, matters and things including but not limited to filing application for obtaining approval of Central Government, if required, as in its absolute discretion it may consider necessary, expedient and desirable to give effect to this resolution."

By order of the Board of Directors

For GMR Infrastructure Limited


Sd/-

Adi Seshavataram Cherukupalli

Company Secretary & Compliance Officer

Place: New Delhi

Date: August 31, 2017



NOTES:

1. **A MEMBER ENTITLED TO ATTEND AND VOTE AT THE ANNUAL GENERAL MEETING (AGM) IS ENTITLED TO APPOINT A PROXY TO ATTEND AND VOTE ON A POLL INSTEAD OF HIMSELF / HERSELF AND THE PROXY NEED NOT BE A MEMBER OF THE COMPANY.** Pursuant to Section 105 of the Companies Act, 2013 and Rule 19 of the Companies (Management and Administration) Rules, 2014, a person can act as a proxy on behalf of members not exceeding 50 and holding in the aggregate not more than 10% of the total share capital of the Company carrying voting rights. In case a proxy is proposed to be appointed by a member holding more than 10% of the total share capital of the Company carrying voting rights, then such proxy shall not act as a proxy for any other person or shareholder. Proxies, in order to be effective, must be received at the registered office of the Company at Naman Centre, 7th Floor, Opp. Dena Bank, Plot No. C-31, G Block, Bandra Kurla Complex, Bandra (East), Mumbai - 400051, not less than forty-eight hours before the commencement of the AGM.
2. The Explanatory Statement setting out the material facts pursuant to Section 102 of the Companies Act, 2013, relating to item nos. 4 to 7 and the additional information required to be provided pursuant to Regulation 36 read with Regulation 26 of the Securities and Exchange Board of India (Listing Obligations and Disclosure Requirements) Regulations, 2015 (hereinafter referred to as "SEBI LODR") and Secretarial Standard on General Meeting (SS-2) prescribed by Institute of Company Secretaries of India (ICSI), relating to item Nos. 6 and 7 are annexed hereto.
3. Copies of all documents referred to in the notice and explanatory statement annexed thereto are available for inspection at the registered office of the Company between 10.00 a.m. IST to 1.00 p.m. IST on all working days till the date of the AGM.
4. The Register of Members and Share Transfer Books of the Company will remain closed from Friday, September 22, 2017 to Friday, September 29, 2017 (both days inclusive).
5. Corporate members intending to send their authorized representatives to attend the Meeting are requested to send to the Company a certified copy of the Board Resolution authorizing their representative to attend and vote on their behalf at the Meeting.
6. Karvy Computershare Private Limited is the Registrar and Share Transfer Agent (RTA) of the Company to perform the share related work for shares held in physical and electronic form. Members holding shares in physical form are requested to de-materialize their shares. Members holding shares in physical mode are requested to intimate changes in their address to Karvy Computershare Private Limited, RTA of the Company located at Karvy Selenium Tower B, Plot 31-32, Gachibowli, Financial District, Nanakramguda, Hyderabad - 500032. Members holding shares in electronic mode are requested to send the intimation for change of address to their respective Depository Participants. Any such changes effected by the Depository Participants will automatically reflect in the Company's subsequent records.
7. As per the provisions of Section 72 of the Companies Act, 2013, nomination facility is available to the members, in respect of equity shares held by them. Nomination forms can be obtained from the RTA.
8. As per Rule 3 of Companies (Management and Administration) Rules, 2014, Register of Members of the Company should have additional details pertaining to e-mail, PAN / CIN, UID, Occupation, Status, Nationality. We request all the Members of the Company to update their details with their respective Depository Participants in case of shares held in electronic form and with the Company's RTA in the case of physical holding, immediately.
9. To support the 'Green Initiative', the Members who have not registered their e-mail addresses are requested to register the same with Karvy Computershare Private Limited (RTA) / Depositories.
10. In terms of Section 125 of the Companies Act, 2013, the Company has transferred the share application money received by the Company for allotment of shares and due for refund remaining unpaid or unclaimed for a period of seven years from the date they became due for payment to the Investor Education and Protection Fund, established by the Central Government.
11. Members wishing to claim dividends, which remain unclaimed, are requested to correspond with Company Secretary, at the Company's Registered Office. Members are requested to note that dividend not claimed within seven years from the date of transfer to the Company's Unpaid Dividend Account, will as per the provisions of Section 124 of the Companies Act, 2013, be transferred to the Investor Education and Protection Fund.
12. Members desirous of obtaining any information concerning accounts and operations of the Company are requested to send their queries at an early date so that the desired information may be made available at the Meeting.
13. Members or Proxies should bring the attendance slip duly filled in for attending the Meeting.
14. As a measure of austerity, copies of the Annual Report will not be distributed at the Meeting. Members are requested to bring their copy of Annual Report to the Meeting.

15. No compliment or gift of any nature will be distributed at the Meeting.
16. In compliance with the provisions of Section 108 of the Companies Act, 2013 read with Rule 20 of the Companies (Management and Administration) Rules, 2014, substituted by Companies (Management and Administration) Amendment Rules, 2015, Secretarial Standard-2 on General Meetings and Regulation 44 of SEBI LODR, the Company is pleased to provide members with facility to exercise their votes by electronic means through remote e-voting services provided by Karvy Computershare Private Limited (Service Provider) on all resolutions set forth in this Notice. The facility for voting will also be made available at the meeting, to the Members attending the AGM and who have not already cast their votes by remote e-voting. Such Members shall be able to exercise their right at the AGM through e-voting. Members who have cast their votes by remote e-voting prior to the AGM may attend the AGM, but shall not be entitled to cast their votes again.

The instructions and other information relating to remote e-voting are as under:


The procedure for remote e-voting is as below:

(i) In case of Members receiving e-mail from Karvy Computershare Private Limited:

- a) Open your web browser during the voting period and navigate to 'https://evoting.karvy.com'.
- b) Enter the login credentials i.e. User ID and Password mentioned below this communication. Your Folio No. / DP ID-Client ID will be your User ID.

User - ID	For Members holding shares in Demat Form:- <ol style="list-style-type: none"> a) For NSDL :- 8 character DP ID followed by 8 digits Client ID b) For CDSL :- 16 digits Beneficiary ID For Members holding shares in physical form:- • Event Number followed by Folio Number registered with the Company
Password	In case of members who have not registered their email addresses, their User-Id and Password is printed below.
Captcha	Enter the Verification code i.e., please enter the alphabets and numbers in the exact way as they are displayed for security reasons.

- c) After entering the details appropriately, Click on "LOGIN".
- d) You will now reach Password change Menu wherein you are required to mandatorily change your password. The new password shall comprise of minimum 8 characters with at least one upper case (A-Z), one lower case (a-z), one numeric value (0-9) and a special character (@, #, \$, etc.). The system will prompt you to change your password and update your contact details like mobile number, email ID, etc. on first login. You may also enter a secret question and answer of your choice to retrieve your password in case you forget it. It is strongly recommended that you do not share your password with any other person and that you take utmost care to keep your password confidential.
- e) You need to login again with the new credentials.
- f) On successful login, the system will prompt you to select the "EVENT" i.e., GMR Infrastructure Limited.
- g) On the voting page, the number of shares as held by the members as on the Cut-off date will appear. If you desire to cast all the votes assenting/dissenting to the resolution, then enter all shares and click "FOR/AGAINST" as the case may be. You are not required to cast all your votes in the same manner. You may partially enter any number in "FOR" and partially in "AGAINST" but the total number in "FOR/ AGAINST" taken together should not exceed your total shareholding as mentioned hereinabove. You may also choose the option ABSTAIN in case you wish to abstain from voting. If the member does not indicate either "FOR" or "AGAINST" it will be treated as "ABSTAIN" and the shares held will not be counted under either head.
- h) Members holding multiple folios / demat account shall choose the voting process separately for each folio / demat account.
- i) You may then cast your vote by selecting an appropriate option and click on "Submit". A confirmation box will be displayed. Click "OK" to confirm else "CANCEL" to modify. Once you confirm, you will not be allowed to modify your vote. During the voting period, Members can login any number of times till they have voted on the Resolution(s).



- j) Institutional Members (i.e. other than Individuals, HUF, NRI, etc..) are also required to send scanned copy (PDF / JPG Format) of the relevant Board Resolution/Authority Letter, etc. together with attested specimen signature(s) of the duly authorized representative(s) who are authorized to vote, to the Scrutinizer through e-mail ID: sree@sreedharancs.com with a copy marked to evoting@karvy.com.
- k) Once you have cast your vote on resolution, you will not be allowed to modify it subsequently.
- l) The facility for e-voting, other than remote e-voting, shall also be made available at the venue of AGM. Members attending the AGM and who have already not cast their vote by remote e-voting will only be able to exercise their right to vote at the AGM through e voting. However, this facility shall be operational till all the resolutions are considered and voted upon in the meeting.
- m) The remote e-voting period commences on September 26, 2017 at 9.00 a.m. IST and ends on September 28, 2017 at 5.00 p.m. IST (both days inclusive). During this period, the Members of the Company holding shares in physical form or in dematerialized form, may cast their votes by remote e-voting in the manner and process set out hereinabove. The e-voting module shall be disabled for voting thereafter. Once the vote on a resolution is cast by the Member, the Member shall not be allowed to change it subsequently. Only those Members whose names are recorded in the Register of Members of the Company or in the Register of Beneficial Owners maintained by the Depositories as on the cut-off date, being Friday, September 22, 2017 will be entitled to cast their votes by remote e-voting.
- n) In case a person has become a Member of the Company after dispatch of AGM Notice but on or before the cut-off date for e-voting i.e., Friday, September 22, 2017, he / she may write to Karvy on the email id evoting@karvy.com requesting for the User ID and Password. However, Karvy shall endeavour to send User ID and Password to those new Members whose e-mail ids are available.

ii) In case of Members receiving physical copy of the Notice of AGM by Post (for Members whose e-mail addresses are not registered with the Company/ Depositories):

- (i) Initial Password is provided as below / at the bottom of the Attendance Slip.

EVEN (E-Voting Event Number)	USER ID	PASSWORD / PIN

- (ii) Please follow all steps from Sl. No. (a) to (j) of (i) above, to cast vote.
- o) In case of any query pertaining to e-voting, please visit Help & Frequently Asked Questions (FAQ's) for members and e-voting User Manual for members available at the download section of <https://evoting.karvy.com> (Karvy's website) or contact M/s. Karvy Computershare Private Limited at 1800 345 4001 (Toll free).
- p) It is strongly recommended not to share your password with any other person and take utmost care to keep it confidential.
- q) The results of voting (remote e-voting and e-voting) will be announced by the Company on its website and the same shall also be informed to the Stock Exchanges.

Other Instructions

1. Mr. V. Sreedharan, (Membership No. FCS 2347) Practicing Company Secretary has been appointed as the Scrutinizer for conducting the remote e-voting, and e-voting process (in a fair and transparent manner).
2. The Scrutinizer shall immediately after the conclusion of voting at the general meeting, first count the votes cast at the meeting, thereafter unblock the votes cast through remote e-voting in the presence of atleast two (2) witnesses not in the employment of the Company. Further, the Scrutinizer shall make a consolidated Scrutinizer's Report of the total votes cast in favour or against, if any, to the Chairman or a person authorized by him in writing who shall countersign the same in compliance of Rule 20 of Companies (Management and Administration) Rules, 2014 (including amendments made thereto) read with Regulation 44 of SEBI LODR.
3. The Results on resolutions shall be declared on or after the AGM of the Company and the resolutions will be deemed to be passed on the AGM date subject to receipt of the requisite number of votes in favour of the Resolutions.
4. The Results declared along with the Scrutinizer's Report(s) will be available on the website of the Company at www.gmrgroup.in and on Service Provider's website at <https://evoting.karvy.com> immediately after the result is declared by the Chairman or by person authorized by him and communicated to BSE Limited and the National Stock Exchange of India Limited, where the shares of the Company are listed.



EXPLANATORY STATEMENT UNDER SECTION 102(1) OF THE COMPANIES ACT, 2013**Item No. 4**

The Board of Directors of the Company at its meeting held on August 11, 2017, on recommendation of the Audit Committee, approved the appointment of and remuneration payable to M/s Rao, Murthy & Associates, Cost Accountants to conduct the audit of the cost records of the Company for the Financial Year ending March 31, 2018.

In terms of the provisions of Section 148(3) of the Companies Act, 2013 read with the Companies (Audit and Auditors) Rules, 2014, the remuneration payable to the Cost Auditor is to be ratified by the members of the Company. Accordingly, the members are requested to ratify the remuneration payable to the Cost Auditor for the Financial Year ending March 31, 2018 as set out in the resolution, for the services rendered / to be rendered by the Cost Auditor.

None of the Directors and/ or Key Managerial Personnel of the Company and/ or their relatives are concerned or interested in the resolution set out in Item No. 4.

The Board recommends passing of the resolution set out in Item No. 4 as an Ordinary Resolution.

Item No. 5

The Special Resolution proposed is an enabling resolution to facilitate the continuing efforts to reduce the debts of the Company and its subsidiaries or other entities in the group and to meet the capital expenditure needs of the ongoing projects of the Company, its subsidiaries, associates etc., and to meet any exigencies including pursuing new opportunities, etc. As the Company has done in the past, it is proposed to create, offer, follow on offer, issue and allot Equity shares, GDRs, ADRs, FCCBs, equity linked instruments, debentures and such other securities as stated in the resolution (the "Securities") at such price or prices, at premium to market price or prices in such manner and on such terms and conditions including security, rate of interest, etc., as may be deemed appropriate by the Board at its absolute discretion including the discretion to determine the categories of Investors to whom the offer, issue and allotment shall be made at the time of such offer, issue and allotment considering the prevailing market conditions and other relevant factors and wherever necessary in consultation with lead managers, either in foreign currency or equivalent Indian Rupee inclusive of such premium as may be determined by the Board, in any convertible foreign currency, as the Board may at its absolute discretion deem fit and appropriate.

The Special Resolution also seeks to empower the Board of Directors to undertake a Qualified Institutional Placement (QIP) with Qualified Institutional Buyers as defined under the Securities and Exchange Board of India (Issue of Capital and Disclosure Requirements) Regulations, 2009, as may be amended from time to time ("the SEBI ICDR Regulations"). The Board of Directors, may in their discretion adopt this mechanism, as prescribed under Chapter VIII of the SEBI ICDR Regulations in order to facilitate and meet its capital expenditure needs of the ongoing projects of the Company, its subsidiaries, associates etc., and to meet any exigencies including pursuing new opportunities, etc. without the need for fresh approval from the shareholders. The pricing of the Securities to be issued to QIBs pursuant to Chapter VIII of the SEBI ICDR Regulations shall be freely determined subject to such price not being less than the price calculated in accordance with the SEBI ICDR Regulations. The Company may, in accordance with applicable laws, offer a discount of not more than 5% or such other percentage as permitted under applicable law to the price determined pursuant to the SEBI ICDR Regulations. The "Relevant Date" for this purpose will be the date when the Board or the Committee thereof decides to open the QIP for subscription.

The Company therefore seeks a fresh approval which will enable the Company to meet its fund requirements as and when required, by providing an option to the Board of Directors to decide the type and manner of securities to be offered, in the best interests of the Company.

The Special Resolution seeks to give the Board the powers to issue any of the Securities in one or more tranche or tranches, at such time or times, at such price or prices and to such person(s) including institutions, incorporated bodies and/or individuals or otherwise as the Board may in its absolute discretion deem fit. The detailed terms and conditions for the offer will be determined by the Board in consultation with the Advisors, Lead Managers, Underwriters and such other authority or authorities as may be required to be consulted by the Company considering the prevailing market conditions and in accordance with the applicable provisions of law and other relevant factors.

The Equity Shares allotted or arising out of conversion of any Securities would be listed. The issue / allotment / conversion would be subject to the availability of regulatory approvals, if any. The conversion of Securities held by foreign investors into Equity Shares would be subject to the applicable foreign investment cap.

As and when the Board does take a decision on matters on which it has the discretion, necessary disclosures will be made to the stock exchanges under the provisions of the Securities and Exchange Board of India (Listing Obligations and Disclosure Requirements) Regulations, 2015 ("the SEBI LODR Regulations").

Section 62(1)(c) of the Companies Act, 2013 and the relevant regulations of the SEBI LODR Regulations provides, *inter-alia*, that when it is proposed to increase the issued capital of a company by allotment of further shares, such further shares shall be offered to the existing shareholders of such company unless the shareholders in a General Meeting decide otherwise. Since, the Special Resolution proposed in the business of the Notice results in the issue of shares of the Company otherwise than to the members of the Company, consent of the shareholders is being sought pursuant to the provisions of Section 62(1)(c) and other applicable provisions of the Companies Act, 2013 and in terms of the provisions of the SEBI LODR Regulations.

The Special Resolution, if passed, will have the effect of allowing the Board to issue and allot Securities to the investors who may or may not be the existing shareholders of the Company. The Company with this resolution intends to retain the right and flexibility to undertake any of the following activities; namely issue of GDRs, ADRs, FCCBs, QIPs, Equity linked instruments, Non-Convertible debentures and other securities upto ₹ 2,500 Crore.

None of the Directors and / or Key Managerial Personnel of the Company and / or their relatives is concerned or interested in the aforesaid resolution.

The Board recommends passing of the resolution set out in Item No. 5 as a Special Resolution.

Item No. 6

Mr. G.M. Rao was appointed as Executive Chairman of the Company by the members of the Company at the 17th Annual General Meeting held on September 17, 2013 for a period of five (5) years, with effect from October 18, 2012.

Pursuant to the recommendation of the Nomination and Remuneration Committee, the Board of Directors in its meeting held on August 11, 2017 approved the re-appointment of Mr. G.M. Rao as Executive Chairman of the Company effective from October 18, 2017.

Pursuant to Sections 196, 197 and other applicable provisions of the Act and the Companies (Appointment and Remuneration of Managerial Personnel) Rules, 2014 read with Schedule V of the Companies Act, 2013 (including any statutory modification(s) or re-enactment thereof for the time being in force, the re-appointment of Mr. G.M. Rao requires approval of the members by way of special resolution.

Further, Mr. G.M. Rao shall attain the age of 70 years during his proposed tenure of re-appointment. Considering Mr. G.M. Rao's visionary perspective direction and leadership towards the GMR Group strategy deployment and implementation, strategic partnerships, winning of bids / new projects and towards successful development of such projects and his overall rich expertise, it is justifiable to continue his appointment beyond the age of 70 years.

Further, in the event of inadequacy of profits or losses by Company, the limits of remuneration may be doubled pursuant to Section II of Part II of Schedule V to the Companies Act, 2013 or in accordance with any statutory modification(s) thereof.

The terms and conditions of the re-appointment and remuneration payable to Mr. G.M. Rao are provided in the resolution referred in Item No. 6. Mr. G.M. Rao is not disqualified from being re-appointed as a Director in terms of Section 164 of the Act and has given his consent for the re-appointment.

The terms as set out in the resolution and explanatory statement may be treated as an abstract of the terms of re-appointment pursuant to Section 196 of the Companies Act, 2013.

Save and except Mr. G.M. Rao (himself), Mr. G.B.S. Raju and Mr. Grandhi Kiran Kumar (his sons), and Mr. Srinivas Bommidala (his son-in-law), to the extent of their shareholding interest, if any, in the Company, none of the other Directors/Key Managerial Personnel and their relatives are in any way, concerned or interested, financially or otherwise, in the Resolution set out at Item No. 6.

The Board of Directors accordingly recommends the Special Resolution set out at Item No. 6 of the Notice for the approval of the members.

Statement containing required information pursuant to Section II of Schedule V of Companies Act, 2013 is as under:

I. General information:	
(1) Nature of industry	Engineering, Procurement and Construction and Others [Investment Activity and corporate support to various infrastructure SPVs]
(2) Date or expected date of commencement of commercial production	The Company received its certificate of commencement of business on May 23, 1996.
(3) In case of new companies, expected date of commencement of activities as per project approved by financial institutions appearing in the prospectus	Not applicable

(4) Financial performance based on given indicators	For Financial year 2016-17 (₹ in Crore) a. Revenue from operations: 1179.77 b. Profit/ (Loss) before tax: (3,684.02) c. Profit/ (Loss) after tax: (3,684.11)	
(5) Foreign investments or collaborations, if any.	₹ 1,490.12 Crore	
II. Information about the appointee:		
(1) Background details	Mr. G.M. Rao, aged 68 years, a Mechanical Engineer, is the Founder Chairman of the GMR Group. Over the last 4 decades he has successfully established GMR Group, as one of the most recognized brands in the country. Mr. GM Rao's vision in 3 dimensions of business building, institution building and family governance had a 4 th dimension built into it, that of giving back to society. He has set up an independent, professionally run, company, GMR Varalakshmi Foundation, to channelize funds for social causes for the benefit of the under-served in society. He has served on the very prestigious Central Board of Directors of Reserve Bank of India (RBI) from year 2011 to 2015.	
(2) Past remuneration	The total remuneration drawn by Mr. G.M. Rao during the past two years is as follows:	
	Year	₹ in Lacs
	2016-17	71.29
	2015-16	81.97
(3) Recognition or awards	Mr. G.M. Rao was conferred with the honorary Doctor of Laws by York University, Toronto, Canada in 2011, the honorary Doctor of Letters by the Andhra University, India in 2010 and honorary Doctor of Letters by the Jawaharlal Nehru Technological University, Hyderabad, India in 2005. He received the award for the 'First Generation Entrepreneur of the Year' from CNBC TV18 in 2009. In the same year, he received the 'Infrastructure Person of the Year' award at the Infrastructure Journal Award Ceremony held in London. He was also chosen as the 'Entrepreneur of the year' at the Economic Times Awards for Corporate Excellence 2006-07, apart from numerous other awards and public recognition throughout his career.	
(4) Job profile and his suitability	He is the Founder Chairman of GMR Group. Over the last 4 decades he has successfully established GMR Group, as one of the most recognized brands in the country, creating national infrastructure assets of global scale and world-class quality, creating new benchmarks. The Group is now well diversified and professionally managed infrastructure developer with focus on Airports, Energy, Transportation and Urban Infrastructure including SEZs. He is also on the Board of GMR Airports Limited as an Executive Chairman.	
(5) Remuneration proposed	The remuneration proposed is detailed in the resolution.	
(6) Comparative remuneration profile with respect to industry, size of the company, profile of the position and person (in case of expatriates the relevant details would be with respect to the country of his origin)	Considering the responsibility shouldered by him of the enhanced business activities of the Company, proposed remuneration is commensurate with industry standards and Board level positions held in similar sized and similarly positioned businesses.	
(7) Pecuniary relationship directly or indirectly with the company, or relationship with the managerial personnel, if any.	There is no pecuniary relationship with the Company except the following: a. He is holding the position of Executive Chairman. b. He is included under the 'Promoter and Promoter Group' of the Company. c. He holds 17,31,330 equity shares (including shares held as Karta of HUF) of Company as on March 31, 2017.	
III. Other information:		
(1) Reasons of loss or inadequate profits	<ul style="list-style-type: none"> • General slowdown and inherent problems relating to raw material, market etc., in some sectors of the infrastructure business such as energy, highways and urban infra. • Being the infrastructure holding company, with investments in long gestation projects, the returns from its investments are yet to materialize. 	

(2) Steps taken or proposed to be taken for improvement	Following steps taken by the Company for improvement: - <ul style="list-style-type: none"> • The Company is continuing to work towards the 'Asset Light Asset Right' strategy adopted. • The Company is making continued endeavors to reduce debt/ reduce cost of borrowing. • Cost rationalization and optimization of expenditure to achieve the stated goals of the business. • The Company continues above action plan and takes appropriate measures to sweat existing operating assets. • Scout for business opportunities which are in sync with the business strategy of the Group.
(3) Expected increase in productivity and profits in measurable terms	Barring unforeseen circumstances, the Company hopes to increase the revenue and profits by improved margins in current year.

Item No.7

Mr. Grandhi Kiran Kumar was appointed as Managing Director of the Company by the Members of the Company at the 17th Annual General Meeting held on September 17, 2013 for a period of five (5) years, with effect from July 28, 2013.

Pursuant to the recommendation of the Nomination and Remuneration Committee, the Board of Directors in its meeting held on August 11, 2017 have approved the re-appointment of Mr. Grandhi Kiran Kumar as Managing Director of the Company effective from July 28, 2018.

Pursuant to Sections 196, 197, 203 and other applicable provisions of the Act and the Companies (Appointment and Remuneration of Managerial Personnel) Rules, 2014 read with Schedule V of the Companies Act, 2013 (including any statutory modification(s) or re-enactment thereof for the time being in force, the re-appointment of Mr. Grandhi Kiran Kumar requires approval of the members by way of special resolution.

Further, in the event of inadequacy of profits or losses by Company, the limits of remuneration may be doubled pursuant to Section II of Part II of Schedule V to the Companies Act, 2013 or in accordance with any statutory modification(s) thereof.

The terms and conditions of the re-appointment and remuneration payable to Mr. Grandhi Kiran Kumar are provided in the resolution referred in Item No. 7. Mr. Grandhi Kiran Kumar is not disqualified from being re-appointed as a Director in terms of Section 164 of the Companies Act, 2013 and has given his consent for the re-appointment.

The terms as set out in the Resolution and explanatory statement may be treated as an abstract of the terms of re-appointment pursuant to Section 196 of the Companies Act, 2013.

Save and except Mr. Grandhi Kiran Kumar (himself), Mr. G.M. Rao (his father) and Mr. G.B.S. Raju (his brother), to the extent of their shareholding interest, if any, in the Company, none of the other Directors/Key Managerial Personnel and their relatives are in any way, concerned or interested, financially or otherwise, in the resolution set out at Item No. 7.

The Board of Directors accordingly recommends the Special Resolution set out at Item No.7 of the Notice for the approval of the members.

Statement containing required information pursuant to Section II of Schedule V of Companies Act, 2013 is as under:

I. General information:	
(1) Nature of industry	Engineering, Procurement and Construction and Others [Investment Activity and corporate support to various infrastructure SPVs]
(2) Date or expected date of commencement of commercial production	The Company received its certificate of commencement of business on May 23, 1996.
(3) In case of new companies, expected date of commencement of activities as per project approved by financial institutions appearing in the prospectus:	Not applicable
(4) Financial performance based on given indicators	For Financial year 2016-17 (₹ in Crore) <ul style="list-style-type: none"> a. Revenue from operations: 1179.77 b. Profit/ (Loss) before tax: (3,684.02) c. Profit/ (Loss) after tax: (3,684.11)

(5) Foreign investments or collaborations, if any.	₹ 1,490.12 Crore						
II. Information about the appointee:							
(1) Background details	Mr. Grandhi Kiran Kumar, aged 41 years, is a Graduate in Commerce and has been on the Company's Board since 1999. He has successfully spearheaded the setting up of the Greenfield Hyderabad International Airport and the development and modernization of Delhi International Airport, a major public-private partnership project. Earlier he headed the GMR Group's Finance function and the Shared Services. Subsequently he led Highways, Construction, SEZs and allied businesses (excluding Airports SEZ). He is currently overseeing Group Finance and Corporate Strategic Planning Department functions.						
(2) Past remuneration	The total remuneration drawn by Mr. Grandhi Kiran Kumar during the past two years is as follows: <table border="1" style="width: 100%; border-collapse: collapse;"> <thead> <tr> <th style="width: 60%;">Year</th> <th style="width: 40%;">₹ in Lacs</th> </tr> </thead> <tbody> <tr> <td>2016-17</td> <td>127.08</td> </tr> <tr> <td>2015-16</td> <td>95.08</td> </tr> </tbody> </table>	Year	₹ in Lacs	2016-17	127.08	2015-16	95.08
Year	₹ in Lacs						
2016-17	127.08						
2015-16	95.08						
(3) Recognition or awards	Mr. Grandhi Kiran Kumar over the years has been instrumental in driving the group strategy and other corporate initiatives some of which are listed below: <ol style="list-style-type: none"> a. Bidding for and being awarded various projects across different verticals of the Group, planning and successful implementation of such projects. b. Raising funds from time to time to meet the business requirements of the Group. c. Reduction of debt and reduction of borrowing costs across the Group. 						
(4) Job profile and his suitability	He is the Managing Director of the Company and devotes whole time attention to the management of the affairs of the Company and exercises powers under the supervision and superintendence of the Board of the Company. He is also on the Board of Delhi International Airport Limited as an Executive Director.						
(5) Remuneration proposed	The remuneration proposed is detailed in the resolution.						
(6) Comparative remuneration profile with respect to industry, size of the company, profile of the position and person (in case of expatriates the relevant details would be with respect to the country of his origin)	Considering the responsibility shouldered by him of the enhanced business activities of the Company, proposed remuneration is commensurate with Industry standards and Board level positions held in similar sized and similarly positioned businesses.						
(7) Pecuniary relationship directly or indirectly with the company, or relationship with the managerial personnel, if any.	There is no pecuniary relationship with the Company except the following: <ol style="list-style-type: none"> a. He is holding the position of Managing Director. b. He is included under the 'Promoter and Promoter Group' of the Company. c. He holds 872,160 equity shares (including shares held as Karta of HUF) of Company as on March 31, 2017. 						

III. Other information:	
(1) Reasons of loss or inadequate profits :	<ul style="list-style-type: none"> • General slowdown and inherent problems relating to raw material, market etc., in some sectors of the infrastructure business such as energy, highways and urban infra. • Being the infrastructure holding company, with investments in long gestation projects, the returns from its investments are yet to materialize.
(2) Steps taken or proposed to be taken for improvement :	<p>Following steps taken by the Company for improvement: -</p> <ul style="list-style-type: none"> • The Company is continuing to work towards the 'Asset Light Asset Right' strategy adopted. • The Company is making continued endeavors to reduce debt/ reduce cost of borrowing. • Cost rationalization and optimization of expenditure to achieve the stated goals of the business. • The Company continues above action plan and takes appropriate measures to sweat existing operating assets. • Scout for business opportunities which are in sync with the business strategy of the Group.
(3) Expected increase in productivity and profits in measurable terms	Barring unforeseen circumstances, the Company hopes to increase the revenue and profits by improved margins in current year.

Place: New Delhi
Date: August 31, 2017

By order of the Board of Directors
For GMR Infrastructure Limited
Sd/-
Adi Seshavataram Cherukupalli
Company Secretary & Compliance Officer

Annexure

Details of directors seeking re-appointment at the Annual General Meeting to be held on September 29, 2017, pursuant to SEBI (LODR) Regulations and SS-2, as on March 31, 2017:

Name of the Director	Mr. G.M. Rao	Mr. Grandhi Kiran Kumar
Director Identification Number (DIN)	00574243	00061669
Age	68 years	41 years
Brief resume of the Director and other details viz. qualifications, experience/ expertise	Details disclosed in Statement above containing required information pursuant to Section II of Schedule V of Companies Act, 2013 under item no. 6.	Details disclosed in Statement above containing required information pursuant to Section II of Schedule V of Companies Act, 2013 under item no. 7.
Date of first appointment on the Board	Appointed as one of the first directors since Incorporation i.e., May 10, 1996.	July 27, 1999
Shareholding in the Company	1,731,330 equity shares (including shares held as Karta of HUF)	872,160 equity shares (including shares held as Karta of HUF)
Directorships and Committee memberships held in other companies	Given hereunder as (a)	Given hereunder as (b)
Inter-se relationships between - Directors - Key Managerial Personnel (KMP)	Mr. G.M. Rao is the father of Mr. G.B.S. Raju and Mr. Grandhi Kiran Kumar and father-in-law of Mr. Srinivas Bommidala. There is no other inter-se relationship with other directors and KMP of the Company.	Mr. Grandhi Kiran Kumar is the younger son of Mr. G.M. Rao, brother of Mr. G.B.S. Raju and brother-in-law of Mr. Srinivas Bommidala. There is no other inter-se relationship with other directors and KMP of the Company.
Number of Board Meetings attended during the year 2016-17	Four (4)	Six (6)
Details of remuneration last drawn (₹)	₹ 71.29 Lacs	₹ 127.08 Lacs

(a) Names of entities in which Mr. G.M. Rao holds directorship and the membership of Committees of the board:

S. No.	Name of Companies (Directorship)*	Membership of Committees of the Board
1.	GMR Infrastructure Limited	Management Committee
2.	GMR Hyderabad International Airport Limited	Nil
3.	GMR Varalakshmi Foundation	Nil
4.	Delhi International Airport Limited	Nil
5.	Delhi Aerotropolis Private Limited	Nil
6.	GMR Airports Limited	Nil
7.	AMG Healthcare Destination Private Limited	Nil
8.	Parampara Family Business Institute	Nil
9.	Kakinada SEZ Limited	Nil
10.	Andhra Pradesh State Skill Development Corporation	Nil
11.	GMR Goa International Airport Limited	Nil

(b) Names of entities in which Mr. Grandhi Kiran Kumar holds directorship and the membership of Committees of the board:

S. No.	Name of Companies (Directorship)*	Membership of Committees of the Board
1.	GMR Infrastructure Limited	Management Committee
2.	GMR Hyderabad International Airport Limited	Nil
3.	GMR Varalakshmi Foundation	Nil
4.	Delhi International Airport Limited	Share Allotment, Transfer & Grievance Committee
5.	GKR Holdings Private Limited	Nil
6.	GMR Airports Limited	Nil
7.	GMR Sports Private Limited	Nil
8.	GMR Goa International Airport Limited	Nil

*Foreign entities not considered.



**GMR INFRASTRUCTURE LIMITED**

(CIN: L45203MH1996PLC281138)

Regd. Office: Naman Centre, 7th Floor, Opp. Dena Bank, Plot No. C-31, G Block, Bandra Kurla Complex, Bandra (East), Mumbai - 400051, Maharashtra, India.
Ph: +91 22 4202 8000 Fax: +91 22 4202 8004 Web: www.gmrgroup.in E-mail: Gil.Cosecy@gmrgroup.in

Form MGT-11**PROXY FORM***(Pursuant to section 105(6) of the Companies Act, 2013 and rule 19(3) of the Companies (Management and Administration) Rules, 2014)*

Name of the member(s):		E-mail Id:	
Registered address:		Folio No/Client Id*:	
		DP ID*:	

I / We being the members of shares of GMR Infrastructure Limited, hereby appoint:

1) of having e-mail id or failing him

2) of having e-mail id or failing him

3) of having e-mail id

as my / our proxy to attend and vote (on a poll) for me / us and on my / our behalf at the 21st Annual General Meeting of the Company to be held on Friday, September 29, 2017 at 2.15 p.m. at Rangsharda Auditorium, Hotel Rangsharda, Near Lilavati Hospital, KC Marg, Bandra Reclamation Flyover, Bandra (West), Mumbai - 400050, Maharashtra, India and / or at any adjournment thereof.

** I / We direct my / our proxy to vote on the resolution(s) in the manner as indicated below:

Sl. No.	Resolutions	For	Against
1.	Adoption of Audited Financial Statements (including consolidated financial statement) of the Company for the Financial Year ended March 31, 2017, and the Reports of the Board of Directors and Auditors thereon.		
2.	Re-appointment of Mr. G.M. Rao as Director who retires by rotation.		
3.	Re-appointment of M/s. S. R. Batliboi & Associates LLP, Chartered Accountants, as Statutory Auditors of the Company.		
4.	Ratification of remuneration to Cost Auditor for the financial year ending March 31, 2018.		
5.	Approval for issue and allotment of securities, for an amount upto ₹ 2,500 Crore in one or more tranches.		
6.	Re-appointment of Mr. G. M. Rao as Executive Chairman of the Company.		
7.	Re-appointment of Mr. Grandhi Kiran Kumar as Managing Director of the Company.		

Signed this day of 2017

.....
Signature of Shareholder.....
Signature of first Proxy holder.....
Signature of second Proxy holder.....
Signature of third Proxy holderAffix
Revenue
Stamp**NOTES:**

- The form should be signed across the stamp as per specimen signature registered with the Company.
 - The proxy form should be deposited at least 48 hours before the commencement of the meeting at the registered office of the Company.
 - A proxy need not be a member of the Company.
 - A person can act as proxy on behalf of members not exceeding fifty (50) and holding in the aggregate not more than ten percent of the total share capital of the Company carrying voting rights. A member holding more than ten percent of the total share capital of the Company carrying voting rights may appoint a single person as proxy and such person shall not act as a proxy for any other person or member.
 - In the case of joint holders, the vote of the senior who tenders a vote, whether in person or by proxy, shall be accepted to the exclusion of the vote of the other joint holders. Seniority shall be determined by the order in which the names stand in the Register of Members.
 - The submission by a member of this form of proxy will not preclude such member from attending in person and voting at the Meeting.
 - In case a member wishes his / her votes to be used differently, he / she should indicate the number of shares under the column "For" or "Against" as appropriate.
- * Applicable for the members holding shares in electronic form.
** This is optional. Please put a tick mark (✓) in the appropriate column against the Resolutions indicated in the Box. If a member leaves the "For" or "Against" column blank against any or all the Resolutions, the proxy will be entitled to vote in the manner he/she thinks appropriate.

**GMR INFRASTRUCTURE LIMITED**

(CIN: L45203MH1996PLC281138)

Regd. Office: Naman Centre, 7th Floor, Opp. Dena Bank, Plot No. C-31, G Block, Bandra Kurla Complex, Bandra (East), Mumbai - 400051, Maharashtra, India.
Ph: +91 22 4202 8000 Fax: +91 22 4202 8004 Web: www.gmrgroup.in E-mail: Gil.Cosecy@gmrgroup.in

ATTENDANCE SLIP**(21st Annual General Meeting to be held on Friday, September 29, 2017)**

Name of the Member: *DP ID :

Regd. Folio No.: *Client ID :

No. of shares held:

Note: Member / Proxy must hand over the duly signed attendance slip at the venue.

*Applicable for the members holding shares in electronic form.

.....
Signature of the Member / Proxy





GMR INFRASTRUCTURE LIMITED

(CIN: L45203MH1996PLC281138)

Regd. Office: Naman Centre, 7th Floor, Opp. Dena Bank, Plot No. C-31, G Block, Bandra Kurla Complex, Bandra (East), Mumbai - 400051, Maharashtra, India.
Ph: +91 22 4202 8000 Fax: +91 22 4202 8004 Web: www.gmrgroup.in E-mail: Gil.Cosecy@gmrgroup.in

SHAREHOLDERS' FEEDBACK FORM

It is our constant endeavor to provide best possible services to our valuable Shareholders. We seek your feedback on the services provided by the Company.

Please spare your valuable time to fill the questionnaire given below and send it back to the Company Secretary at the Registered Office address mentioned above, to serve you better.

You may also fill the feedback form online, which is available on the website of the Company www.gmrgroup.in.

Name of the Shareholder: DP ID :

Address:

Regd. Folio No.: Client ID

No. of shares held: Signature of the Shareholder:

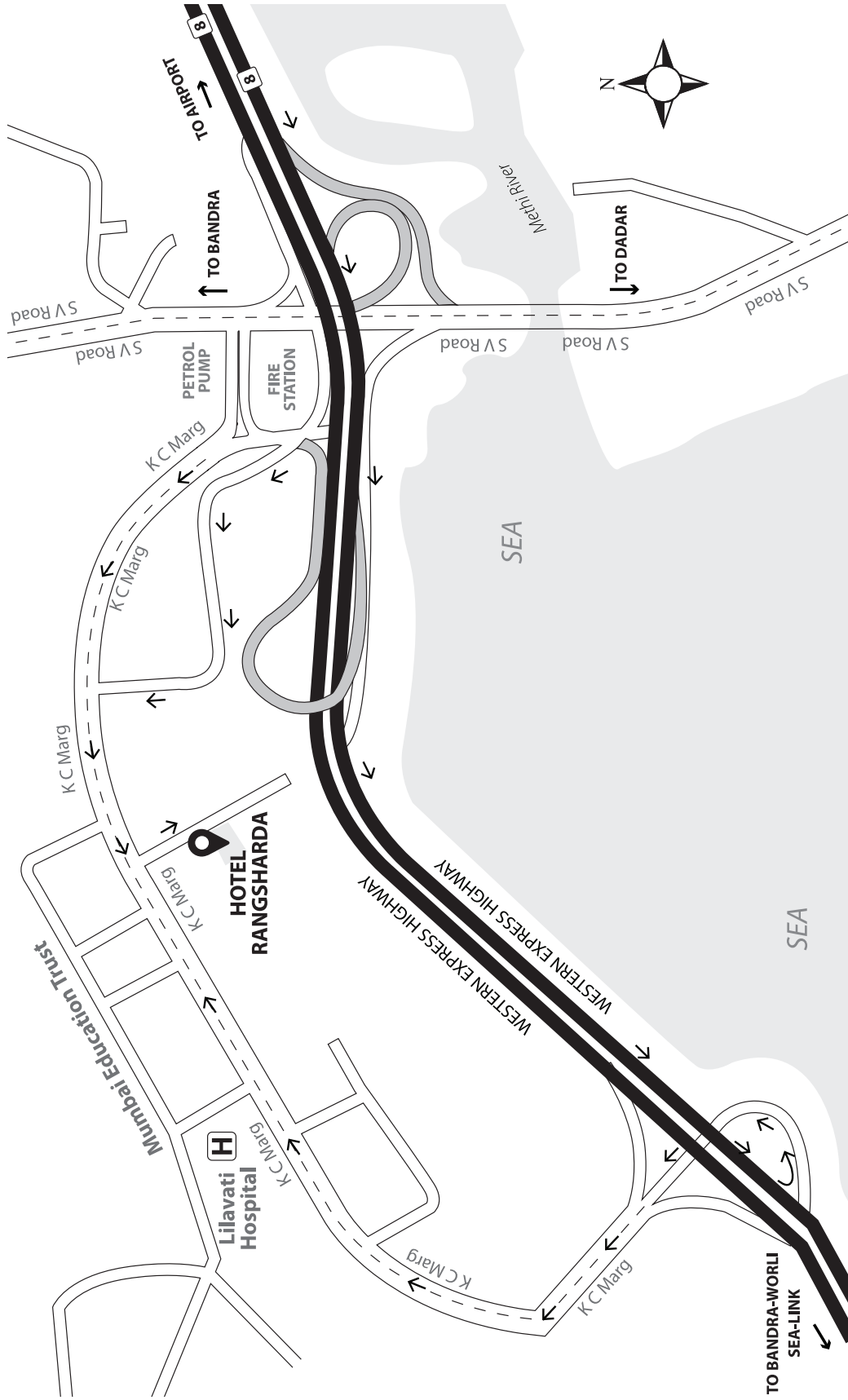
Kindly rate on a five point scale (5 = excellent, 4 = very good, 3 = good, 2 = satisfactory, 1 = needs improvement)


	5	4	3	2	1
Quality and contents of Financial and Non-Financial information in the Annual Report					
Information provided on the website of the Company					
Speed and quality of the responses to your queries / complaints					
Services provided by our Registrar and Share Transfer Agent, Karvy Computershare Private Limited					
Overall rating of investor services					

Your comments and suggestions, if any
.....
.....
.....
.....

Venue Map

Rangsharda Auditorium, Hotel Rangsharda, Near Lilavati Hospital, KC Marg, Bandra Reclamation Flyover, Bandra (West), Mumbai - 400050, Maharashtra, India





TAKING PRIDE IN NATION BUILDING

- GMR Group's vision is to be an Institution in perpetuity that builds entrepreneurial organisations making a difference to Society through creation of value.
- The group has been building qualitative national assets across Infra sectors including airports, highways, power plants and SEZs.
- The Group has 3 high quality International Airports, 15 technically superior power generation plants/ projects, 7 superior Highways, 2 SEZ projects and 6 railway track line project.
- The Group's Delhi and Hyderabad Airports testify their commitment to building world-class national assets and have consistently been rated as among best airports globally.
- The economic reforms of the country threw open a big opportunity and on its trail GMR could build benchmark infrastructure assets.
- As per NCEAR report, GMR's Delhi International Airport has created over 28 lakh jobs and will contribute to the National GDP by 0.6% (estimated) by 2026.
- GMR Group has set aside 3% of its net profits to GMR Varalakshmi Foundation (CSR arm of the Group) long before it was made mandatory by Gol.
- GMR Varalakshmi Foundation has been working on Education, Health, Hygiene & Sanitation, Empowerment & Livelihoods, Community Based Programmes.
- The foundation's long standing activities got aligned with the Swachh Bharat Abhiyaan and Skilling India of our Hon'ble Prime minister resulting in, Foundation's work on the three areas of sanitation - Public Toilets, Individual Sanitary Lavatories and creating sanitation awareness.
- Group built a number of state-of-the-art vocational training institutes which, apart from imparting technical skills, also focus on entrepreneurship development, personality development, yoga, spoken English, career counselling etc.
- On the whole GMR Group is committed to contribute in building the nation through their qualitative infrastructure assets.





Airports



Energy



Transportation



Urban Infra



Foundation



REGISTERED OFFICE:

Naman Centre, 7th Floor, Opp. Dena Bank, Plot No. C-31
G Block, Bandra Kurla Complex, Bandra (East), Mumbai Maharashtra, India - 400051

www.gmrgroup.in

