

K.P.R. MILL LIMITED

Corporate Office : 1st Floor Srivari Shrimat, 1045, Avinashi Road, Coimbatore - 641018. India ☎ : 0422-2207777 Fax : 0422-2207778

01st November, 2017

The Listing Department,
BSE Ltd.
1st Floor, Rotunda Buildings,
Phiiroze Jeejeebhoy Towers,
Mumbai – 400 001.

The Listing Department,
National Stock Exchange of India Ltd.,
Exchange Plaza, Plot: C/1, G Block,
Bandra-Kurla Complex, Bandra (E),
Mumbai – 400 051.

Dear Sir,

Sub: Concall Intimation

Ref: Disclosure of Material Events

We wish to inform you that 'B&K Securities, Mumbai' shall hold a **Conference call** for **Q2 FY 2017-18 results** of the Company on **2nd November, 2017 from 04.00 pm to 5.00 pm**. The invitation for the Concall and the Investor Presentation are enclosed.

This is for your kind information and dissemination.

Thanking you,

Yours faithfully

For K.P.R.Mill Limited


P.Kandaswamy

Company Secretary

Encl: As above



CONCALL INVITE

**B&K Securities shall hold
a Conference Call of**

KPR Mill

to discuss the 2QFY18 Results
on **Thursday, 02nd Nov 2017**
from **04:00 pm - 05:00 pm IST**

The Management Team will be represented by:

Mr. P. Nataraj – Managing Director
and other members from the senior management

You are cordially invited

Dial-in Numbers

Primary Access: +91-22-3960 0619

Local Access*: 3940 3977

**Available in - Ahmedabad, Bangalore, Chandigarh, Chennai, NCR (Delhi, Gurgaon, Noida), Hyderabad, Jaipur,
Kochi, Kolkata, Lucknow, Pune from all carriers.*

International Toll Free:

USA: 1 866 746 2133

UK: 0 808 101 1573

Singapore: 800 101 2045

Hong Kong: 800 964 448

For further information, please contact

Ms. Perna Jhunjunwala

Batlivala & Karani Securities

+91 22 4031 7000

+91 22 4031 7133

perna.jhunjunwala@bksec.com

KPR MILL LIMITED

Result Update Q2 FY2018



Safe Harbor



This presentation and the accompanying slides (the “Presentation”), which have been prepared by KPR Mill Limited (the “Company”), have been prepared solely for information purposes and do not constitute any offer, recommendation or invitation to purchase or subscribe for any securities, and shall not form the basis or be relied on in connection with any contract or binding commitment whatsoever. No offering of securities of the Company will be made except by means of a statutory offering document containing detailed information about the Company.

This Presentation has been prepared by the Company based on information and data which the Company considers reliable, but the Company makes no representation or warranty, express or implied, whatsoever, and no reliance shall be placed on, the truth, accuracy, completeness, fairness and reasonableness of the contents of this Presentation. This Presentation may not be all inclusive and may not contain all of the information that you may consider material. Any liability in respect of the contents of, or any omission from, this Presentation is expressly excluded.

Certain matters discussed in this Presentation may contain statements regarding the Company’s market opportunity and business prospects that are individually and collectively forward-looking statements. Such forward-looking statements are not guarantees of future performance and are subject to known and unknown risks, uncertainties and assumptions that are difficult to predict. These risks and uncertainties include, but are not limited to, the performance of the Indian economy and of the economies of various international markets, the performance of the textile industry in India and world-wide, competition, the company’s ability to successfully implement its strategy, the Company’s future levels of growth and expansion, technological implementation, changes and advancements, changes in revenue, income or cash flows, the Company’s market preferences and its exposure to market risks, as well as other risks. The Company’s actual results, levels of activity, performance or achievements could differ materially and adversely from results expressed in or implied by this Presentation. The Company assumes no obligation to update any forward-looking information contained in this Presentation. Any forward-looking statements and projections made by third parties included in this Presentation are not adopted by the Company and the Company is not responsible for such third party statements and projections.



Manufacturing Facilities



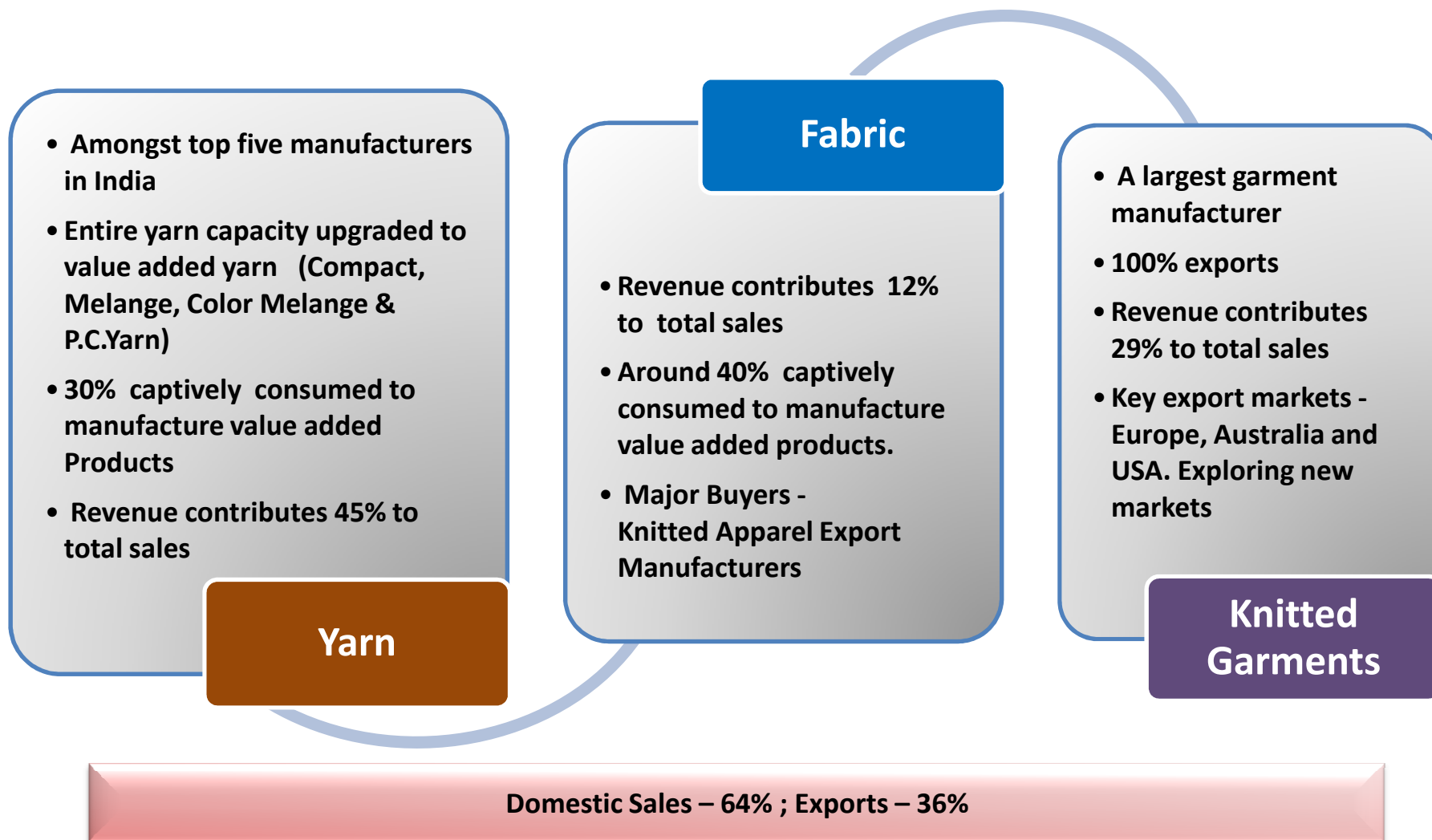
An Overview



- **One of the largest vertically integrated textile player with presence across the entire value chain - from “fibre to fashion”**
- **Best quality cotton ‘Shankar 6’ used as the raw material for consistent quality**
- **Strategic investment in Wind Power Projects & Co-gen plant for captive consumption**
- **Marquee relationships with about 1,200 regular domestic clients for yarn and fabric and around 50 leading international brands for garments**
- **Trendsetting welfare policies for employees & various CSR activities**
- **An exemplary and massive ETP in its Processing Unit to treat 2.5 Million litres a day**
- **Quality initiatives and consistent technology upgradation secured several International Accreditations**
- **With 95 million Garments capacity , KPR has become one of the largest Apparel Manufacturers in India.**
- **New Processing ‘Unit 2” ramp up completed as per plan**
- **Sophisticated high resolution printing division started commercial operations.**



Presence across the textile value chain





Key competitive advantages

Strong Fundamentals

- Rich exposure in textile and apparel Industry
- Consistent better performer even during tough times and growth driven entity
- Dividend track record since listing

Largest vertically Integrated Apparel Manufacturer strategically located

- Assuring superior quality products meeting market requirement
- On time delivery – An essential factor for market reputation
- Facilities located within a 50 KM radius of Tirupur, largest apparel manufacturing cluster in Asia
- Proximity to buyers helps to reduce the material handling costs and facilitates immediate feedback
- Utilize the key technical personnel across all plant sites

Strategic Investment in Green Power

- Ability to maintain power cost through investment in Green Power
- 61.92 MW Winder Power & 30 MW Co-Gen
- Green power availability throughout the year

Scale of Economy

- Low power cost through captive green power
- Minimal finance cost through prudential financial planning



Key competitive advantages Contd...

Rejoiced Workforce

- Feel at home accommodation and amenities including Higher Education, Vocational training, yoga, meditation, library, sports, swimming pool, etc.
- The trendsetting welfare factors crowned by Five Star Certification & Higher Education facilities at KPR distinguishes it from Peer Group with higher efficiency level and lower attrition rate facilitating enhanced Productivity at optimized Operating cost

Strong client base

- Over 1200 Customers for yarn & fabric
- Around 50 Top International Brands
- A few more large customers from existing / new markets on pipe line

Growth Initiatives

- Converted conventional yarn capacity to value added yarn, carrying premium prices
- Expanded garment capacity to 95 million garments per annum – Making KPR a largest garment manufacturer in India. Garment Industry is upbeat with the Government Incentives
- Eco-friendly Processing 'Unit 2' and sophisticated high resolution printing division commenced its operations.

KPR is well Poised to capture the opportunity



INDUSTRY GROWTH DRIVERS

- Most cost competitive Textile manufacture base
- Largest Cotton base – Number one in World
- Most efficient Spinning sector in the World
- Second biggest exporter of textile & apparel
- Growing Domestic & Global demand
- Challenges of growth in neighboring competing countries driving the Indian textile Industry
- India has an edge over other major competitors in Asia in respect of cost of production
- Negotiations for India - EU FTA

COMPANY SPECIFIC GROWTH DRIVERS

- Consistent Modernization & Capacity Expansion – enhanced realization
- Value Added Yarn - Compact, Melange, PC & Colour Melange Yarn – Volume Driven Growth
- A largest garment manufacturer with 95 mn capacity
- Comfortable cash position enabling reduction of high cost debt
- Eco-friendly Processing 'unit 2' and sophisticated high resolution printing division commenced its operations
- Self sufficiency in power generation
- Increased focus on exports
 - Enhanced garment production
 - Penetrate into newer markets for garments & yarn
 - Impressive response from existing clients, new buyers and new market



Evolution

- ❖ 1984 – Maiden business at Coimbatore, India
- ❖ 1989 – Knitted garment export at Tirupur.
- ❖ 1995 – First spinning unit at Sathyamangalam with 6,000 spindles. Increased to 30,240 spindles by 1999

1984-1999

- ❖ 2001 – Spinning mill at Karumathampatti with 30,240 spindles; Knitting facility & Wind mill for captive use
- ❖ 2003 – Spinning unit at Neelambur with 50,784 spindles; Knitting facility & Wind mill
- ❖ 2005 – At Arasur 1,00,800 spindles; Knitting facility, Garment Unit and Wind Mills

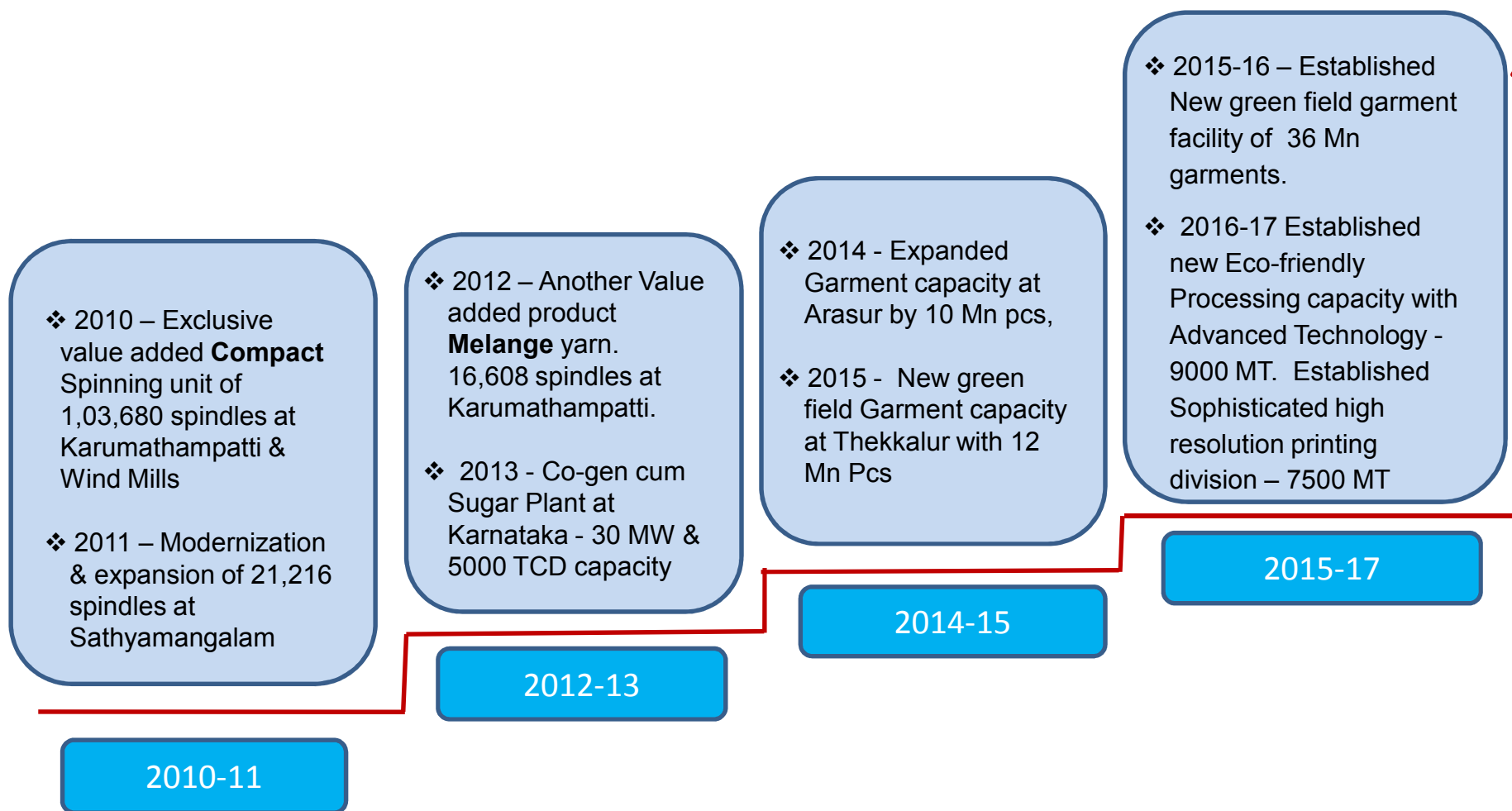
2000-2005

- ❖ 2006 – Private Equity participation by leading US Corporate 'Brandot Investments' & Two others - \$ 25 Mn
- ❖ 2007 – IPO at a premium. Shares Listed at Bombay & National Stock Exchanges, India
- ❖ 2008 – Fabric Processing Unit at SIPCOT, Perundurai 9,000 MT per annum with trendsetter Effluent Treatment Plant

2006-2009



Evolution Contd...



Key Highlights of H1 FY 18



- Garment production increased to 39.41 mn from 30.48 year on year
- Revenue increased to ₹ 1497 Crore from ₹ 1435 Crore
- PBT increased to ₹ 200 Crore from ₹ 189 Crore
- PAT increased to ₹ 147 Crore from ₹ 144 Crore
- New Processing 'Unit 2' ramp up completed





Consolidated P&L

₹ Crore	Q2 FY18	Q2 FY17	YoY %	H1 FY18	H1 FY17	QoQ %
Revenue	746	762	-2.0	1497	1435	4.3
Raw Material	460	457		907	854	
Employee Expenses	74	75		147	138	
Other Expenses	67	68		142	142	
EBITDA	145	162	-9.9	301	301	--
EBITDA Margin	19.4%	21.3%		20.2%	21.0%	
Interest & Finance Charges	13	17		28	37	
Depreciation	35	37		73	75	
PBT	97	108		200	189	
Tax	23	27		54	45	
PAT	74	81	-8.6	146	144	1.4
PAT Margin	9.9%	10.6%		9.8%	10.0%	

Self sufficiency in Power with 92 MW Green Power portfolio



Strategic Investment in Wind Power Project 61.92 MW

- One of the largest Captive power generators in Textile Industry
- Invested in eco-friendly Wind Mills at Tirunelveli, Tenkasi, Theni & Coimbatore Districts in Tamil Nadu, India
- Total Wind Power Capacity 61.92 MW
- 60% of Textile power requirement met through wind power

Investments in Co-Gen Power Project 30 MW

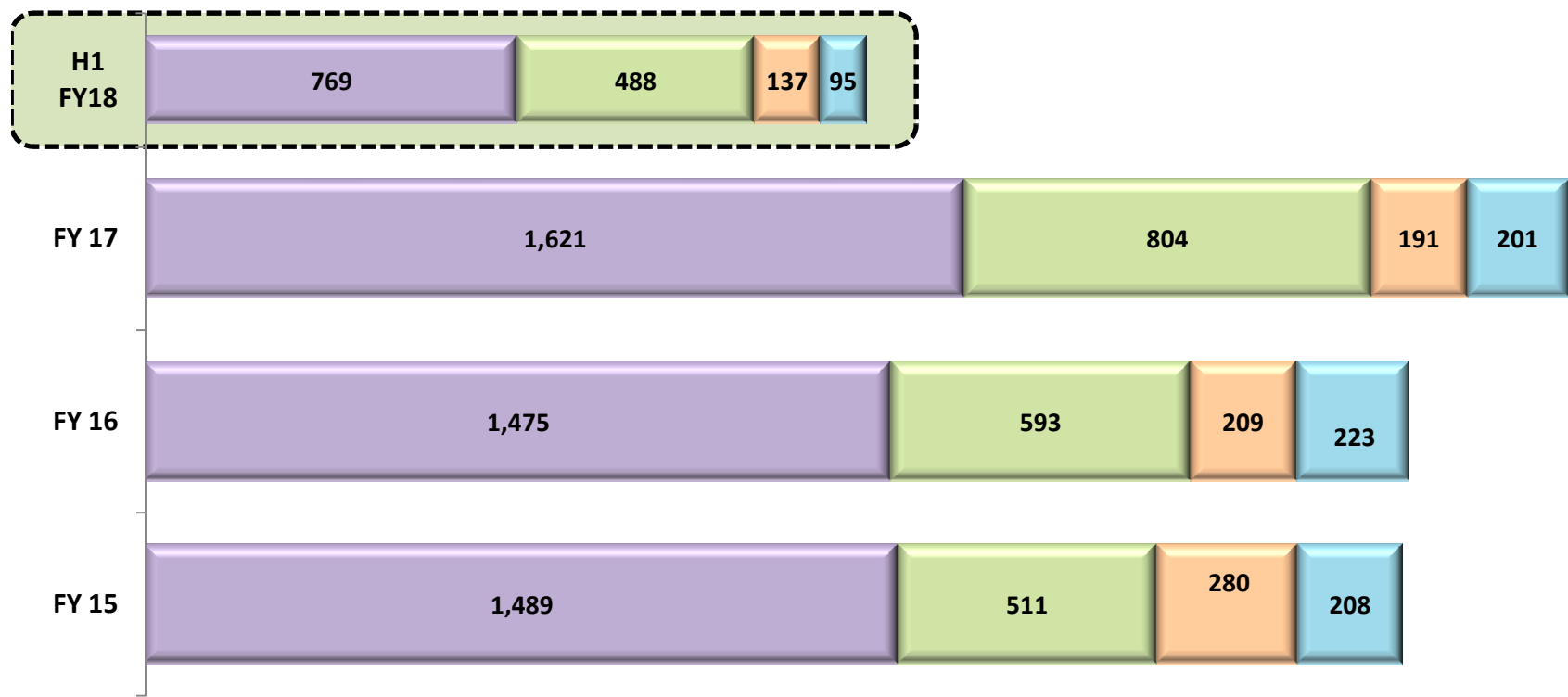
- Invested in 30 MW Co-Gen Power Project
- With Co-gen Power, KPR attained self sufficiency in meeting its substantial power requirement throughout the year



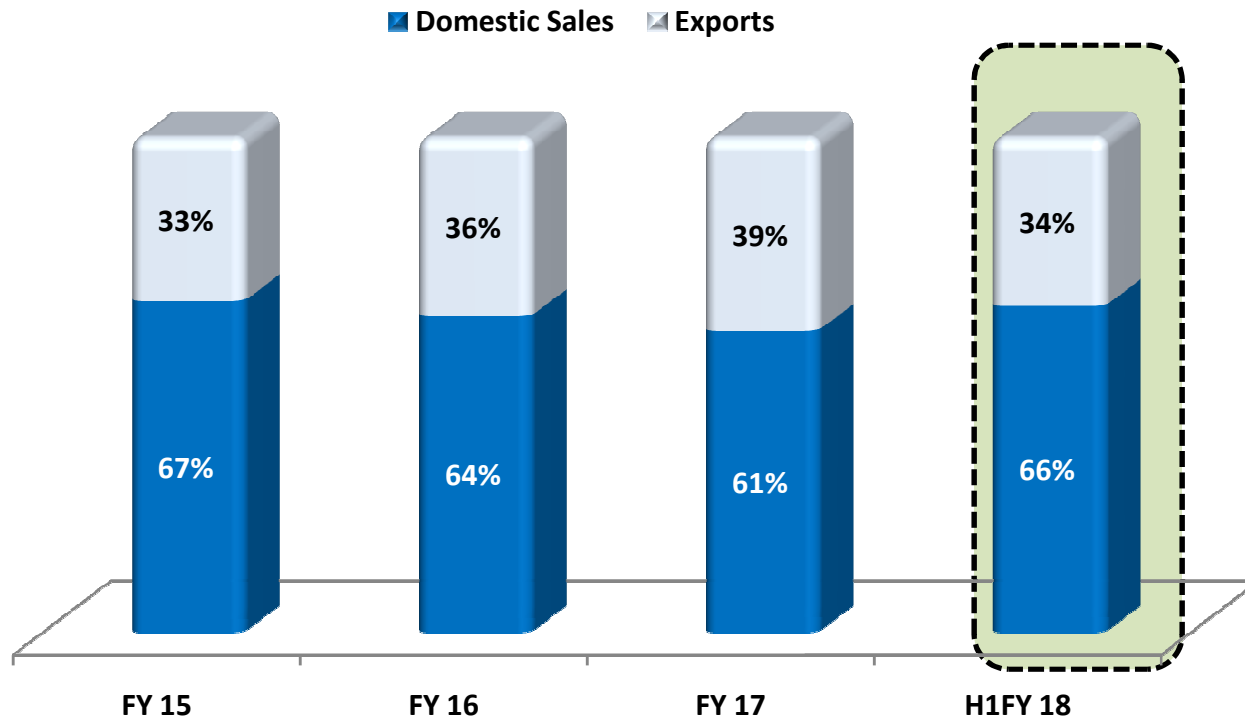
Segment Wise Revenue contribution

■ Yarn & Fabric ■ Garments ■ Sugar ■ Others

₹ in Crore



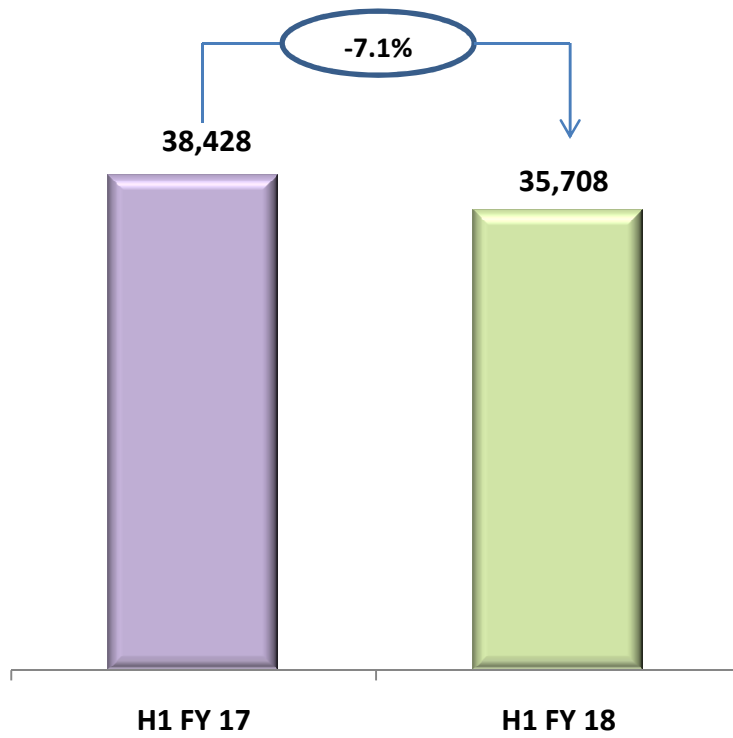
Geographical Split



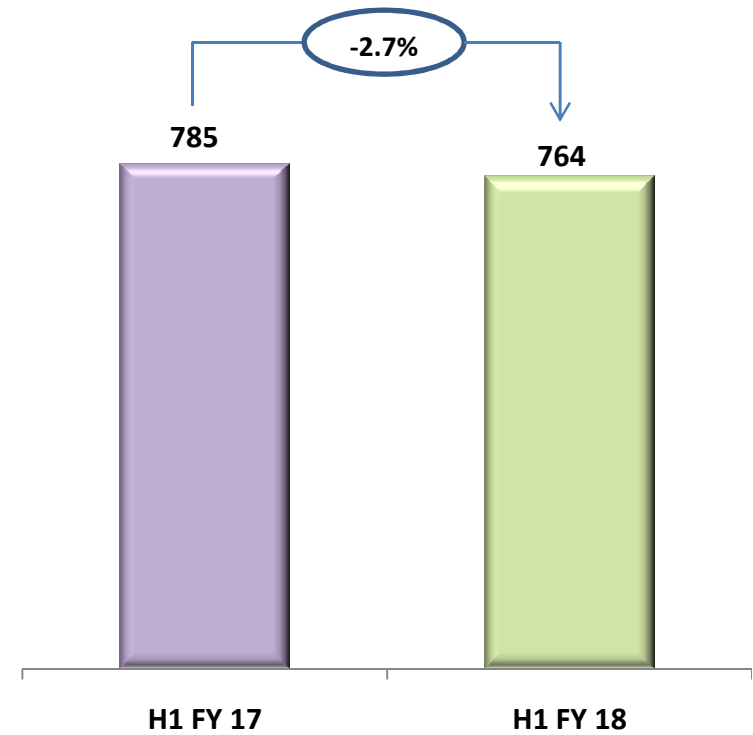
Yarn & Fabric



Yarn & Fabric Sales [MT]



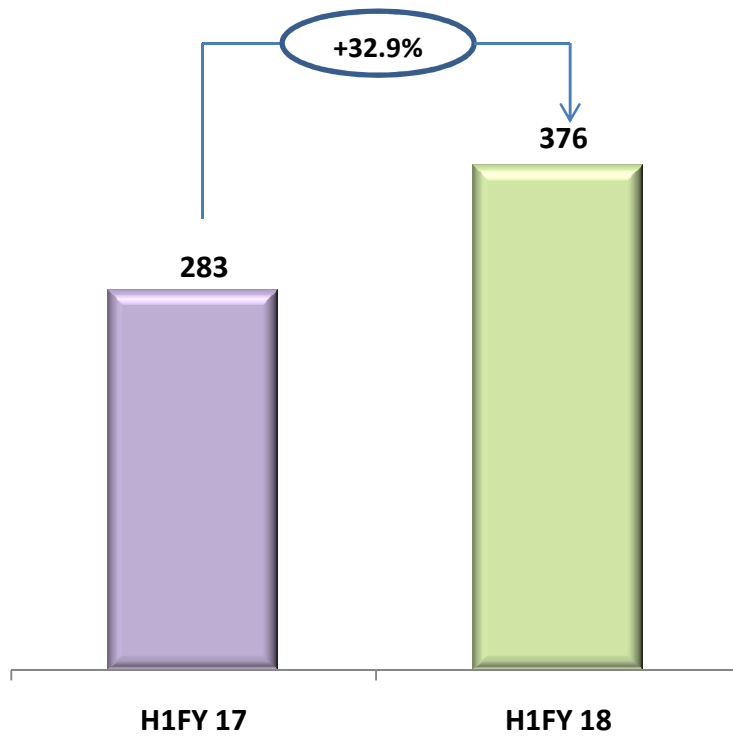
Yarn & Fabric Sales [₹ Crore]



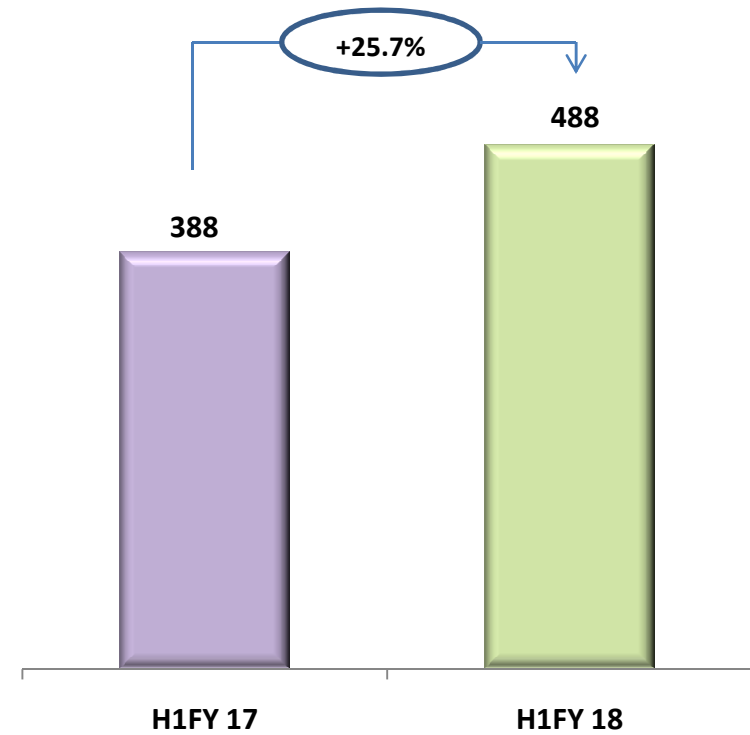
Garments



Garment Sales [No. of Garments in Lacs]



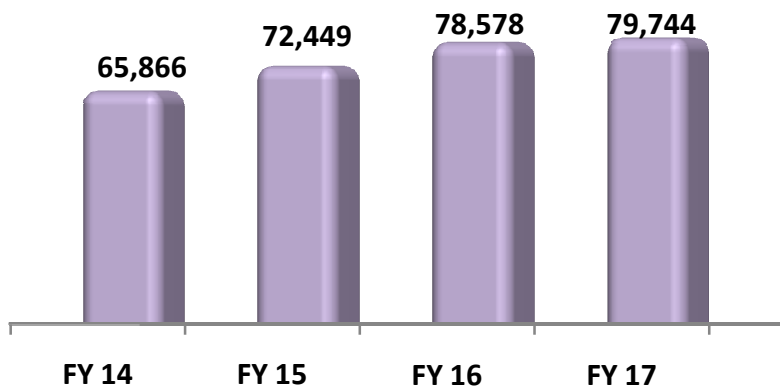
Garment Sales [₹ Crore]



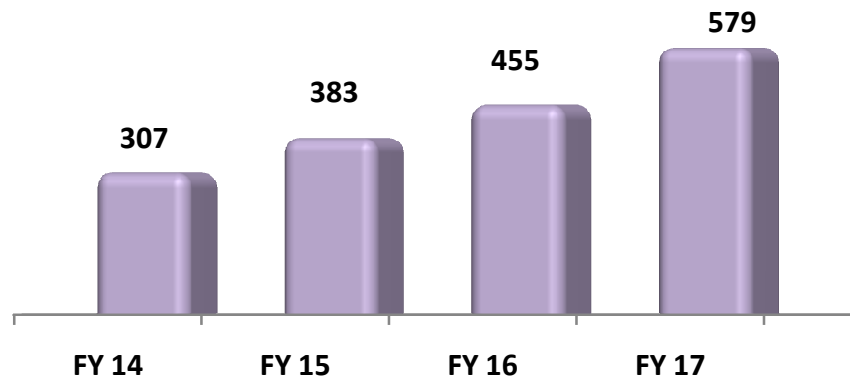


Historical Performance

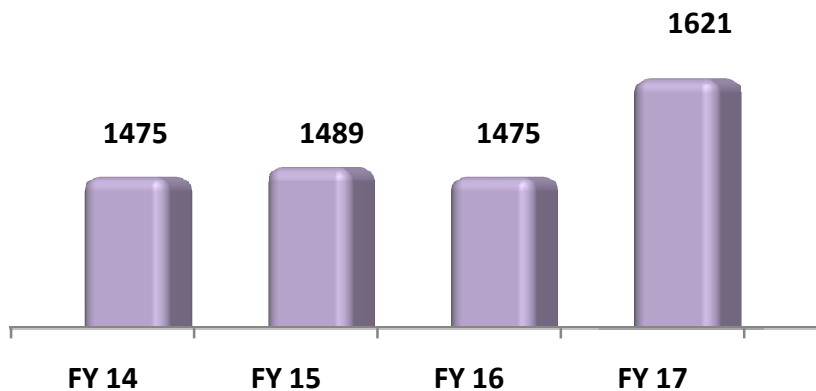
Yarn & Fabric Sales [MT]



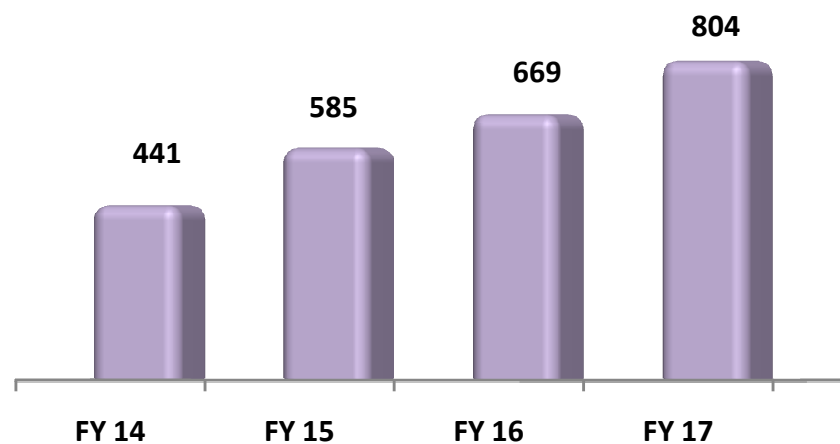
Garment Sales [No. of Garments in Lacs]



Yarn & Fabric Sales [₹ Crore]

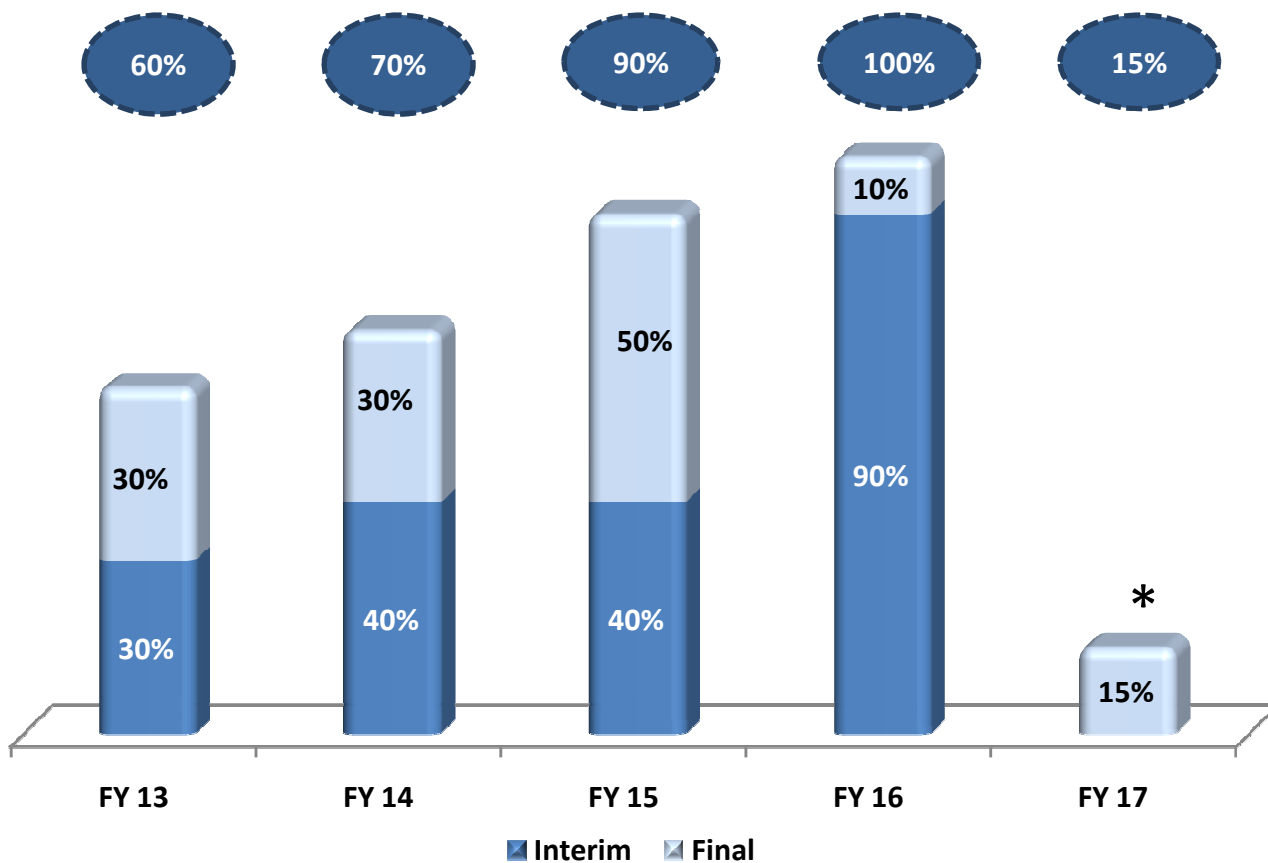


Garment Sales [₹ Crore]





Dividend Track Record



* During the year Company bought back shares with a consideration of Rs.9,702 Lakhs



Book Value & EPS

Particulars	FY 14	FY 15	FY 16	FY 17	H1 FY18
Book Value Per Share (₹)	108.08	125.42	146.03	174.01	192.30
Earning Per Share (₹)	18.64	22.86	27.86	38.15	19.84
Dividend Per Share %	70%	90%	100%	* 15%	--
Dividend Per Share (₹)	7.00	9.00	10.00	* 0.75	--

* During the year Company bought back shares with a consideration of Rs.9,702 Lakhs



For further information, please contact:

Company :

KPR Mill Limited
CIN - L17111TZ2003PLC010518
Mr. PL Murugappan, CFO
murugappan@kprmill.com

www.kprmilllimited.com
