



PUDUMJEE

PUDUMJEE PAPER PRODUCTS LTD.

Registered Office

VJ:

18th November, 2017

The Manager,
Listing Department,
National Stock Exchange of India Ltd.,
Exchange Plaza, 5th Floor,
Plot No. C/1, G Block,
Bandra Kurla Complex, Bandra (E),
Mumbai - 400 051.

Scrip Code:- PDMJEPAPER

The Manager,
Corporate Relationship Department,
BSE Ltd.,
Phiroze Jeejeebhoy Towers,
Dalal Street,
MUMBAI - 400 001.

Scrip Code:- 539785

Dear Sir/Madam,

This is to inform you that at the Board Meeting held today, our Board of Directors have taken on record the **Statement of Standalone Unaudited Financial Results of the Company for the Quarter and Half Year ended on 30th September, 2017.** A copy of the said results together with the Limited Review Report for the Quarter and Half Year ended on that date are attached for your information and record.

The meeting commenced at 11.25 a.m. and concluded at 12.00 noon.

Thanking you,

Yours Faithfully,

For **Pudumjee Paper Products Limited**

Vinay Jadhav
Company Secretary
Encl.: As Above



Registered Office:

Thergaon, Chinchwad, Pune-411033 Tel: +91-20-40773333, Fax : +91-20-40773388
E-Mail : pune@pudumjee.com, sk@pudumjee.com. CIN:L21098PN2015PLC153717

Corporate Office:

Jatia Chambers, 60, Dr. V.B.Gandhi Marg, Kalaghoda. Mumbai-400001 India.
Tel: +91-22-30213333, 22674485, 66339300, Fax: +91-22-22658316.

E-Mail: pudumjee@pudumjee.com. Website: www.pudumjee.com. GSTIN:27AAHCP9601Q1ZQ





PUDUMJEE PAPER PRODUCTS LTD.
 Regd. Office : Thergaon, Pune 411 033.
 Tel.No 020-40773333, E-Mail sk@pune.pudumjee.com,
 Website : www.pudumjee.com, CIN L21098PN2015PLC153717
**STATEMENT OF STANDALONE UNAUDITED FINANCIAL RESULTS FOR THE
 QUARTER AND HALF YEAR ENDED 30TH SEPTEMBER 2017**



(Rs. in Crore, unless otherwise stated)

Particulars	Quarter Ended			Half year ended	
	30/09/2017 Unaudited	30/06/2017 Unaudited	30/09/2016 Unaudited	30/09/2017 Unaudited	30/09/2016 Unaudited
I Revenue from operations	116.01	125.14	127.38	241.15	250.72
II Other income	0.58	0.74	0.65	1.32	0.90
III Total Income (I + II)	116.59	125.88	128.03	242.47	251.62
IV Expenditure					
a) Cost of materials consumed	59.91	72.75	58.23	132.66	114.41
b) Purchases of stock-in-trade	6.14	11.45	10.93	17.59	26.44
c) Changes in inventories of finished goods, work-in-progress and stock-in-trade	1.29	(18.11)	6.65	(16.82)	9.54
d) Excise duty on sale of goods	-	6.91	7.06	6.91	13.65
e) Fuel, power & water expenses	18.87	23.23	15.75	42.10	30.66
f) Employee benefits expenses	10.11	10.10	9.20	20.21	18.64
g) Net foreign exchange (gain)	(0.03)	(0.59)	(0.83)	(0.62)	(0.51)
h) Finance cost	2.56	2.20	2.73	4.76	6.03
i) Depreciation and amortization expenses	1.56	1.47	1.49	3.03	2.98
j) Other expenses	9.41	8.14	8.70	17.55	16.58
Total Expenses	109.82	117.55	119.91	227.37	238.42
V Profit before tax (III-IV)	6.77	8.33	8.12	15.10	13.20
VI Tax expenses					
a) Current tax	1.40	1.80	1.79	3.20	2.83
b) Deferred tax	1.58	0.91	0.54	2.49	1.13
VII Profit for the period (V-VI)	3.79	5.62	5.79	9.41	9.24
VIII Other comprehensive income					
A) Items that will be reclassified to profit or loss	-	-	-	-	-
B) Items that will not be reclassified to profit or loss	0.06	-	(0.09)	0.06	(0.09)
Other comprehensive income for the period, net of tax	0.06	-	(0.09)	0.06	(0.09)
IX Total comprehensive income for the period (net of tax)(VII+VIII)	3.85	5.62	5.70	9.47	9.15
X Paid-up Equity Capital (Face value Re.1/- per share)	9.50	9.50	9.50	9.50	9.50
XI Earning per equity share :					
Basic and Diluted (Rs.)	0.40	0.59	0.61	0.99	0.97

SEGMENT REPORTING FOR THE QUARTER AND HALF YEAR ENDED 30TH SEPTEMBER, 2017

In the context of Ind AS-108 - Operating Segment, the Company has identified the following business segments:

Particulars	Quarter Ended			Half year ended	
	30/09/2017 Unaudited	30/06/2017 Unaudited	30/09/2016 Unaudited	30/09/2017 Unaudited	30/09/2016 Unaudited
1 Segment Revenue					
a) Paper	106.37	112.00	114.37	218.37	224.92
b) Hygiene Products	12.72	13.14	13.01	25.86	25.80
Total	119.09	125.14	127.38	244.23	250.72
Less: Inter segment revenue	(3.08)	-	-	(3.08)	-
Net sale/ Income from operation	116.01	125.14	127.38	241.15	250.72
2 Segment Results (Profit before tax and interest) :					
a) Paper	7.64	9.64	9.50	17.28	18.36
b) Hygiene Products	1.81	0.82	0.44	2.63	0.43
Less : Finance Cost	(2.56)	(2.20)	(2.73)	(4.76)	(6.03)
Add/(Less) Other unallocable income/(expenses),net	0.12	(0.07)	(0.91)	0.05	(0.44)
Profit before tax	6.77	8.33	8.12	15.10	13.20
3 Segment Assets					
a) Paper	313.13	352.48	300.64	313.13	300.64
b) Hygiene Products	10.14	12.23	8.46	10.14	8.46
c) Unallocated	96.43	96.64	93.53	96.43	93.53
Total Assets	419.70	461.35	402.63	419.70	402.63
4 Segment Liabilities					
a) Paper	75.63	117.60	83.27	75.63	83.27
b) Hygiene Products	2.84	3.82	5.00	2.84	5.00
c) Unallocated	108.51	109.15	99.94	108.51	99.94
Total Liabilities	186.98	230.57	188.21	186.98	188.21




X JPL

Statement of Assets & Liabilities

(Rs.in Crore)

		As at
		30/09/2017
		Unaudited
A ASSETS		
1 Non Current Assets		
(a) Property, plant & equipment		137.47
(b) Capital work in progress		28.87
(c) Intangible assets under development		0.01
(d) Other intangible assets		78.20
(e) Financial assets		
(i) Loans		3.00
(ii) Other financial assets		0.84
(f) Other non current assets		12.41
Total non current assets		260.80
2 Current assets		
(a) Inventories		91.81
(b) Financial assets		
(i) Trade receivables		48.84
(ii) Cash & cash equivalents		4.14
(iii) Bank balances other than (ii) above		5.67
(iv) Loans		0.01
(v) Other financial assets		2.75
(c) Other current assets		3.87
(d) Advance income tax (net)		1.81
Total Current assets		158.90
Total assets		419.70
B EQUITY & LIABILITIES		
1 Equity		
(a) Equity share capital		9.50
(b) Other equity		223.22
Total equity		232.72
Liabilities		
2 Non current liabilities		
(a) Financial liabilities		
(i) Borrowings		52.24
(b) Employee benefit obligations		12.24
(c) Deferred tax liabilities (net)		18.10
Total non current liabilities		82.58
3 Current liabilities		
(a) Financial liabilities		
(i) Borrowings		11.85
(ii) Trade payables		66.58
(iii) Other financial liabilities		21.86
(b) Employee benefit obligations		2.66
(c) Other current liabilities		1.45
Total current liabilities		104.40
Total liabilities		186.98
Total equity & liabilities		419.70



ces:

- 1 The above financial results were reviewed and recommended by the Audit Committee and taken on record by the Board of Directors.
- 2 This statement has been prepared in accordance with the Companies (Indian Accounting Standards) Rules, 2015 (Ind AS) prescribed under Section 133 of the Companies Act, 2013 and other recognised accounting practices and policies to the extent applicable. Beginning 1st April, 2017, the Company has for the first time adopted Ind AS with a transition date of 1st April, 2016.
- 3 The statement does not include Ind AS compliant results for the previous year ended 31st March, 2017 as the same is not mandatory as per SEBI circular dated 5th July, 2016.
- 4 The Ind-AS compliant financial results, pertaining to period ended 30th September, 2016 have not been subjected to limited review or audit. However, the management has exercised necessary due diligence to ensure that the financial results provide a true and fair view of its affairs.
- 5 The Limited Review under Regulation 33 of the SEBI (Listing Obligations and Disclosure Requirements) Regulation, 2015 has been carried out by the Statutory Auditors.
- 6 The reconciliation of Net profit reported in accordance with Indian GAAP to Total comprehensive income in accordance with Ind AS is given below:


(Rs.in Crore)

Description	Quarter Ended	Half year ended
	30/09/2016	30/09/2016
Net Profit after tax for the quarter as per Previous GAAP	5.72	9.24
Ind AS adjustments:		
Interest expense on unwinding of discount on financial liabilities	0.04	0.09
Actuarial loss on employee defined benefit funds recognised in Other comprehensive income	(0.14)	(0.14)
Deferred taxes on above Ind AS adjustments	0.03	0.05
Net profit as per Ind AS	5.79	9.24
Other comprehensive income for the period, net of tax	(0.09)	(0.09)
Total comprehensive income for the period	5.70	9.15

This reconciliation statement has been provided in accordance with circular CIR/CFD/FAC/62/2016 issued by SEBI dated 5th July, 2016 on account of implementation of Ind-AS by listed companies.


- 7 The figures for previous period have been recast and regrouped wherever necessary to conform to current period's presentations.


On Behalf of
The Board Of Directors,



V.P. Leekha
Managing Director

Place : Mumbai
Date : 18th November, 2017





J M Agrawal & Co.

Chartered Accountants

The Board of Directors
Pudumjee Paper Products Limited
Thergaon, Chinchwad
Pune - 411033

1. We have reviewed the unaudited financial results of Pudumjee Paper Products Limited (the "Company") for the quarter and half year ended September 30, 2017 which are included in the accompanying "Statement of standalone unaudited financial results for the quarter and half year ended 30th September, 2017" and the Statement of assets and liabilities as on that date of together with notes thereon (the "Statement"). The Statement has been prepared by the Company pursuant to Regulation 33 of the SEBI (Listing Obligations and Disclosure Requirements) Regulations, 2015 (the "Listing Regulations, 2015"), which has been initialled by us for identification purposes. The Statement is the responsibility of the Company's management and has been approved by the Board of Directors. Our responsibility is to issue a report on the Statement based on our review.
2. We conducted our review in accordance with the Standard on Review Engagement (SRE) 2410, "Review of Interim Financial Information Performed by the Independent Auditor of the Entity" issued by the Institute of Chartered Accountants of India. This Standard requires that we plan and perform the review to obtain moderate assurance as to whether the Statement is free of material misstatement.
3. A review is limited primarily to inquiries of company personnel and analytical procedures applied to financial data and thus provides less assurance than an audit. We have not performed an audit and, accordingly, we do not express an audit opinion.
4. We did not review the financial results of one branch considered in the preparation of the Statement and which constitute total assets of Rs. 14.08 crore and net assets of Rs. 7.59 crore as at September 30, 2017, total revenue of Rs. 12.81 crore and Rs. 25.96 crore and total comprehensive income (comprising of profit and other comprehensive income) of Rs. 1.59 crore and Rs. 2.27 crore for the quarter and half year then ended, respectively. These financial results and other financial information have been reviewed by other auditors whose report has been furnished to us, and our conclusion on the Statement to the extent they have been derived from such financial results is based solely on the report of such other auditors.



A - 202, Leela Gardens, Opp. SBI,
Lane No 10, Kalyani Nagar, Pune - 411006



020 - 49307356



info@jmagrawal.com



www.jmagrawal.com



J M Agrawal & Co.

Chartered Accountants

5. Based on our review conducted as above, nothing has come to our attention that causes us to believe that the Statement has not been prepared in all material respects in accordance with the applicable Accounting Standards prescribed under Section 133 of the Companies Act, and other recognised accounting practices and policies, and has not disclosed the information required to be disclosed in terms of Regulation 33 of the Listing Regulations, 2015 including the manner in which it is to be disclosed, or that it contains any material misstatement.



Place: Mumbai
Date: November 18, 2017

For J M Agrawal & Co.
Firm Registration Number: 100130W
Chartered Accountants

Punit Agrawal
Partner
Membership Number: 148757