

CIN: L24224MH1995PLC086135

VISION CORPORATION LIMITED

TEL: +91 - 22 - 67255361

E-MAIL : INFO@VISIONCORPLTD.COM WEB: WWW.VISIONCORPLTD.COM



Date: 10/11/2017

To,
The Manager,
Listing Department
BSE Limited
Phiroze Jeejeebhoy Tower
Dalal Street
Mumbai: 400001

BSE Scrip Code: 531668

Sub: Outcome of the Board Meeting held today i.e 10th November 2017

Dear Sir,

Pursuant to the provision of clause 33 of Listing Regulations (LODR) 2015, the Board of Directors of the Company in its meeting held today i.e. Friday, 10th November 2017 *inter-alia* has approved the unaudited Financial Result of the company for the quarter ended 30th September, 2017.

A copy of unaudited Financial Result of the Company for the quarter ended 30th September, 2017 along with the Limited Review Report received from Statutory Auditor of the Company is enclosed herewith.

Kindly take the same on your record and oblige.

Thanking You

Yours Faithfully

For Vision Corporation Limited

Mr. Ashutosh Ashok Mishra

Managing Directors

(DIN:02019737)

Encl: a/a



VISION CORPORATION LIMITED


TEL: +91 - 22 - 67255361

E-MAIL : INFO@VISIONCORPLTD.COM WEB: WWW.VISIONCORPLTD.COM




Financial Results – Ind-AS			
Particulars		3 months/ 6 months ended (dd-mm-yyyy)	Year to date figures for current period ended (dd- mm-yyyy)
A	Date of start of reporting period	01-07-2017	01-04-2017
B	Date of end of reporting period	30-09-2017	30-09-2017
C	Whether results are audited or unaudited	Unaudited	Unaudited
D	Nature of report standalone or consolidated	Standalone	Standalone
Part I	Blue color marked fields are non-mandatory. For Consolidated Results, if the company has no figures for 3 months / 6 months ended, in such case zero shall be inserted in the said column.		
1	Income		
	Revenue from operations	4380000.000	8760000.000
	Other income	30000.000	37619.700
	Total income	4410000.000	8797619.700
2	Expenses		
(a)	Cost of materials consumed	0.000	0.000
(b)	Purchases of stock-in-trade	0.000	0.000
(c)	Changes in inventories of finished goods, work-in-progress and stock-in-trade	0.000	0.000
(d)	Employee benefit expense	522174.000	1396164.000
(e)	Finance costs	65.000	635.000
(f)	Depreciation, depletion and amortisation expense	353010.000	709063.000
(f)	Other Expenses		
1	office and administrative expenses	770050.000	1486071.000
2	selling and distribution expenses	2766932.000	5537101.000
3			
4			
5			
6			
7			
8			
9			
10			
	Total other expenses	3536982.000	7023172.000
	Total expenses	4412231.000	9129034.000
3	Total profit before exceptional items and tax	-2231.000	-331414.300
4	Exceptional items		
5	Total profit before tax	-2231.000	-331414.300
7	Tax expense		
8	Current tax	0.000	0.000
9	Deferred tax	0.000	0.000
10	Total tax expenses	0.000	0.000
11	Net movement in regulatory deferral account balances related to profit or loss and the related deferred tax movement		0.000
14	Net Profit Loss for the period from continuing operations	-2231.000	-331414.300
15	Profit (loss) from discontinued operations before tax	0.000	0.000
16	Tax expense of discontinued operations	0.000	0.000
17	Net profit (loss) from discontinued operation after tax	0.000	0.000
19	Share of profit (loss) of associates and joint ventures accounted for using equity method	0.000	0.000
21	Total profit (loss) for period	-2231.000	-331414.300

Asst. Mgr.



22	Other comprehensive income net of taxes	0.000	0.000
23	Total Comprehensive Income for the period	-2231.000	-331414.300
24	Total profit or loss, attributable to		
	Profit or loss, attributable to owners of parent		
	Total profit or loss, attributable to non-controlling interests		
25	Total Comprehensive income for the period attributable to		
	Comprehensive income for the period attributable to owners of parent	0.000	0.000
	Total comprehensive income for the period attributable to owners of parent non-controlling interests	0.000	0.000
26	Details of equity share capital		
	Paid-up equity share capital	199701000.000	199701000.000
	Face value of equity share capital	10.000	10.000
27	Details of debt securities		
	Paid-up debt capital		
28	Face value of debt securities		
29	Reserves excluding revaluation reserve		25932925.000
	Debenture redemption reserve		
30	Earnings per share		
i	Earnings per equity share for continuing operations		
	Basic earnings (loss) per share from continuing operations	0.000	-0.016
	Diluted earnings (loss) per share from continuing operations	0.000	-0.016
ii	Earnings per equity share for discontinued operations		
	Basic earnings (loss) per share from discontinued operations	0.000	0.000
	Diluted earnings (loss) per share from discontinued operations	0.000	0.000
ii	Earnings per equity share		
	Basic earnings (loss) per share from continuing and discontinued operations	0.000	-0.016
	Diluted earnings (loss) per share from continuing and discontinued operations	0.000	-0.016
31	Debt equity ratio		
32	Debt service coverage ratio		
33	Interest service coverage ratio		
34	Disclosure of notes on financial results	Add Notes	

Asstt



Statement of Asset and Liabilities


	Half year ended (dd-mm-yyyy)	Previous year ended (dd-mm-yyyy)
Date of start of reporting period	01-04-2017	01-04-2016
Date of end of reporting period	30-09-2017	31-03-2017
Whether results are audited or unaudited	Unaudited	Unaudited
Nature of report standalone or consolidated	Standalone	Standalone
Assets		
1 Non-current assets		
Property, plant and equipment	19110859.500	19819922.500
Capital work-in-progress	7482569.190	7482569.190
Investment property	0.000	0.000
Goodwill	0.000	0.000
Other intangible assets	0.000	0.000
Intangible assets under development	0.000	0.000
Biological assets other than bearer plants	0.000	0.000
Investments accounted for using equity method	0.000	0.000
Non-current financial assets		
Non-current investments	120008447.000	110008447.000
Trade receivables, non-current	0.000	0.000
Loans, non-current	21674877.000	20942601.000
Other non-current financial assets	0.000	0.000
Total non-current financial assets	141683324.000	130951048.000
Deferred tax assets (net)	21909.000	21909.000
Other non-current assets	0.000	0.000
Total non-current assets	168298661.690	158275448.690
2 Current assets		
Inventories	44398490.000	44398490.000
Current financial asset		
Current investments	0.000	0.000
Trade receivables, current	33344375.400	36272782.100
Cash and cash equivalents	206141.750	562558.150
Bank balance other than cash and cash equivalents	0.000	0.000
Loans, current	0.000	106152.000
Other current financial assets	15688171.000	15491983.610
Total current financial assets	49238688.150	52433475.860
Current tax assets (net)	0.000	0.000
Other current assets	0.000	0.000
Total current assets	93637178.150	96831965.860
3 Non-current assets classified as held for sale	0.000	0.000
Regulatory deferral account debit balances and related deferred tax Assets	0.000	0.000
Total assets	261935839.840	255107414.550

Asst. Mgr.



	Equity and liabilities		
1	Equity		
	Equity attributable to owners of parent		
	Equity share capital	199701000.000	199701000.000
	Other equity	36972113.000	37227489.000
	Total equity attributable to owners of parent	236673113.000	236928489.000
	Non controlling interest		
	Total equity	236673113.000	236928489.000
2	Liabilities		
	Non-current liabilities		
	Non-current financial liabilities		
	Borrowings, non-current	0.000	0.000
	Trade payables, non-current	0.000	0.000
	Other non-current financial liabilities	0.000	0.000
	Total non-current financial liabilities	0.000	0.000
	Provisions, non-current	0.000	0.000
	Deferred tax liabilities (net)	0.000	0.000
	Deferred government grants, Non-current	0.000	0.000
	Other non-current liabilities	0.000	0.000
	Total non-current liabilities	0.000	0.000
	Current liabilities		
	Current financial liabilities		
	Borrowings, current	16328553.000	7475874.810
	Trade payables, current	5874702.580	7073160.580
	Other current financial liabilities	3059471.260	3629890.160
	Total current financial liabilities	25262726.840	18178925.550
	Other current liabilities	0.000	0.000
	Provisions, current	0.000	0.000
	Current tax liabilities (Net)	0.000	0.000
	Deferred government grants, Current :	0.000	0.000
	Total current liabilities	25262726.840	18178925.550
3	Liabilities directly associated with assets in disposal group classified as held for sale	0.000	0.000
4	Regulatory deferral account credit balances and related deferred tax liability	0.000	0.000
	Total liabilities	25262726.840	18178925.550
	Total equity and liabilities	261935839.840	255107414.550
	Disclosure of notes on assets and liabilities	Add Notes	

Asmita




Format for Reporting Segment wise Revenue, Results and Capital Employed along with the company results

Particulars		3 months/ 6 month ended (dd-mm-yyyy)	Year to date figures for current period ended (dd-mm-yyyy)
Date of start of reporting period		01-07-2017	01-04-2017
Date of end of reporting period		30-09-2017	30-09-2017
Whether accounts are audited or unaudited		Unaudited	Unaudited
Nature of report standalone or consolidated		Standalone	Standalone
1	Segment Revenue (Income)		
	(net sale/income from each segment should be disclosed)		
1			
2			
3			
4			
5			
6			
7			
8			
9			
10			
11			
12			
13			
14			
15			
	Total Segment Revenue		
	Less: Inter segment revenue		
	Revenue from operations		

2	Segment Result		
	Profit (+) / Loss (-) before tax and interest from each segment		
1			
2			
3			
4			
5			
6			
7			
8			
9			
10			
11			
12			
13			
14			
15			
	Total Profit before tax		
	i. Finance cost		
	ii. Other Unallocable Expenditure net off Unallocable income		
	Profit before tax		

Aswaji



3	Capital Employed		
	(Segment Asset - Segment Liabilities)		
1			
2			
3			
4			
5			
6			
7			
8			
9			
10			
11			
12			
13			
14			
15			
	Total capital employed		
	Disclosure of notes on segments	<input type="button" value="Add Notes"/>	

Agus



Other Comprehensive Income			
Particulars		3 months/ 6 month ended (dd-mm-yyyy)	Year to date figures for current period ended (dd-mm-yyyy)
A	Date of start of reporting period	01-07-2017	01-04-2017
B	Date of end of reporting period	30-09-2017	30-09-2017
C	Whether results are audited or unaudited	Unaudited	Unaudited
D	Nature of report standalone or consolidated	Standalone	Standalone
Other comprehensive income [Abstract]			
1	Amount of items that will not be reclassified to profit and loss	<input type="button" value="Add"/>	<input type="button" value="Delete"/>
Total Amount of items that will not be reclassified to profit and loss			
2	Income tax relating to items that will not be reclassified to profit or loss	0.000	0.000
3	Amount of items that will be reclassified to profit and loss	<input type="button" value="Add"/>	<input type="button" value="Delete"/>
Total Amount of items that will be reclassified to profit and loss			
4	Income tax relating to items that will be reclassified to profit or loss	0.000	0.000
5	Total Other comprehensive income	0.000	0.000

Aswani



BHASIN HOTA & CO.

CHARTERED ACCOUNTANTS

Ahmedabad | Bhopal | Bhubaneswar | Chennai | Delhi | Raipur | Ranchi
C/o Vision Corporation , 2A, 2nd Floor , New Link Road , Andheri west Mumbai - 400053
E-mail: bhasinhota90@gmail.com; Mobile: +91 9930229920

Limited Review Report

To,
Board of Directors,
Vision Corporation Limited,
Mumbai – 400053.

We have reviewed the accompanying statement of unaudited financial results of Vision Corporation Limited for the period ended 30.09.2017 . This statement is the responsibility of the Company's Management and has been approved by the Board of Directors. Our responsibility is to issue a report on these financial statements based on our review.

We conducted our review in accordance with the *Standard on Review Engagement (SRE) 2400*, Engagements to Review Financial Statements issued by the Institute of Chartered Accountants of India. This standard requires that we plan and perform the review to obtain moderate assurance as to whether the financial statements are free of material misstatement. A review is limited primarily to inquiries of company personnel and analytical procedures applied to financial data and thus provides less assurance than an audit. We have not performed an audit and accordingly, we do not express an audit opinion.

Based on our review conducted as above, nothing has come to our attention that causes us to believe that the accompanying statement of unaudited financial results prepared in accordance with applicable accounting standards and other recognized accounting practices and policies has not disclosed the information required to be disclosed in terms of Regulation 33 of the SEBI (Listing Obligations and Disclosure Requirements) Regulations, 2015 including the manner in which it is to be disclosed, or that it contains any material misstatement.

For Bhasin Hota & Co.
Chartered Accountants
FRN :509935E

Signature

CA. Kishor Hota
Partner

Mem No: 085089

Date : 10.10.2017

